DocuSign Envelope ID: 00F7F873-2213-453E-A7D6-7A719BA1E281

Southbound I-75 (SR 93A) from SR 56 to the I-275 (SR 93)/I-75 (SR 93A) Apex Interchange Modification Report (IMR)

Hillsborough and Pasco Counties, Florida

Work Program Item Segment No.: 430573-4

Florida Department of Transportation

District Seven

11201 Malcom McKinley Drive

Tampa, Florida 33612-6403

FDOT

September 2022

DocuSign Envelope ID: 00F7F873-2213-453E-A7D6-7A719BA1E281

SYSTEMS IMPLEMENTATION OFFICE

QUALITY CONTROL CERTIFICATION FOR INTERCHANGE ACCESS REQUEST SUBMITTAL

Submittal Date: 9/23/2022

FM Number: 430573-4

Project Title: Southbound I-75 (SR 93A) from SR 56 to the I-275 (SR 93)/I-75 (SR 93A) Apex Interchange Modification Report (IMR)

District: Seven

Requestor: Richard A. Moss, PE Phone: 813/975-6711

District IRC: Waddah Farah, EI Phone: 813/975-6440

Document Type: ☐ MLOU ☐ IJR ☒ IMR ☐ IOAR ☐ OTHER _____

Status of Document (Only complete documents will be submitted for review; however, depending on the complexity of the project, interim reviews may be submitted as agreed upon in the MLOU)

Interchange Modification Report (IMR)

Quality Control (QC) Statement

This document has been prepared following FDOT Procedure Topic No. 525-030-160 (New or Modified Interchanges) and complies with the FHWA two policy requirements. Appropriate District level quality control reviews have been conducted and all comments and issues have been resolved to their satisfaction. A record of all comments and responses provided during QC review is available in the project file or Electronic Review Comments (ERC) system.

Requestor DocuSigned by: CADF49BFE536492... Date: 10/4/2022 | 2:36 PM EDT

Richard A. Moss, PE

IRC DocuSigned by: 9C8365A20D9447F... Date: 10/5/2022 | 9:05 AM EDT

Waddah Farah, EI

DocuSign Envelope ID: 00F7F873-2213-453E-A7D6-7A719BA1E281

Interchange Modification Report (IMR)
Southbound I-75 (SR 93A) from SR 56 to the I-275 (SR 93)/I-75 (SR 93A) Apex

Hillsborough and Pasco Counties, Florida

Work Program Item Segment No: 430573-4

Florida Department of Transportation

Determination of Safety, Operational, and Engineering Acceptability

Acceptance of this document indicates successful completion of the review and determination of safety, operational, and engineering acceptability of the Interchange Access Request. Approval of the access request is contingent upon compliance with applicable Federal requirements, specifically the National Environmental Policy Act (NEPA) or Department's Project Development and Environment (PD&E) Procedures. Completion of the NEPA/PD&E process is considered approval of the project location design concept described in the environmental document.

Requestor	DocuSigned by: CADF49BFE536492...	10/4/2022 | 2:36 PM EDT
	Richard A. Moss, PE	*Date*
	Transportation Development Director, District Seven	
Interchange Review Coordinator	DocuSigned by: Waddah Farah 9C8365A20D9447E...	10/5/2022 | 9:05 AM EDT
	Waddah Farah, EI	*Date*
	District Interchange Review Coordinator, District Seven	
Systems Management Administrator	DocuSigned by: Jenna Bowman 4AD03E6A337F4C1...	10/17/2022 | 9:50 AM EDT
	Jenna Bowman, PE	*Date*
	Systems Implementation Office – Central Office	
Chief Engineer	DocuSigned by: Dan Hurtado C42B6FE133D643A...	10/17/2022 | 10:25 AM EDT
	Dan Hurtado, PE	*Date*
	Central Office	

DocuSign Envelope ID: 00F7F873-2213-453E-A7D6-7A719BA1E281

Professional Engineer's Certification

I hereby certify that I am a registered professional engineer in the State of Florida practicing with Wey Engineering, PLLC, a Florida Corporation authorized as an engineering business under provisions of Chapter 471, Florida Statutes, by the State of Florida Department of Business and Professional Regulation, Board of Professional Engineers, and I have prepared or approved the evaluation, findings, opinions, conclusions or technical advice hereby reported for:

Financial Project Identification Number: 430573-4

Project: Southbound I-75 (SR 93A) from SR 56 to the I-275 (SR 93)/I-75 (SR 93A) Apex

Interchange Modification Report (IMR)

County/State: Hillsborough and Pasco, Florida

I acknowledge that the procedures and references used to develop the results contained in this report are standard to the professional practice of transportation engineering as applied through professional judgement and experience.

Signature: Elizabeth M. Fernandez, PE

Name: Elizabeth Fernandez, PE

Professional Engineer Number: 91091

Engineering Firm: Wey Engineering, PLLC
301 W. Platt Street, Suite 437
Tampa, Florida 33606

Firm's License Number CA32903

Date: October 4, 2022

DocuSign Envelope ID: 00F7F873-2213-453E-A7D6-7A719BA1E281

Executive Summary

The Florida Department of Transportation (FDOT) District Seven prepared an Interchange Modification Report (IMR) to document the safety, operational, and engineering acceptability of improving southbound I-75 (SR 93A) from SR 56 to the I-275/I-75 Apex in Hillsborough County and Pasco County, Florida. The proposed improvements eliminate the need for southbound I-75 vehicles to weave in the project area. The proposed improvements are expected to enhance the overall safety and improve the operating conditions within the project limits. The impacts of implementing the proposed transportation improvements are being evaluated under an ongoing SR 56 Southbound Collector-Distributor (C-D) Road/Ramps to I-75/I-275 Project Development and Environment (PD&E) Study from County Line Road to SR 56 in Hillsborough and Pasco Counties [Work Program Identification (WPID): 430573-4]. The following summarizes the results of an evaluation of existing and future traffic operating and safety conditions with and without the proposed improvements.

A. Existing Conditions

The need for this project is based on mitigating identified operational and safety deficiencies. High speed vehicle weaving movements occur on southbound I-75 between the SR 56 on ramp and the major diverge area at the I-275/I-75 Apex, causing increased traffic congestion and reduced highway safety. During the AM peak hour, a heavy volume of traffic entering onto southbound I-75 from SR 56 is required to make up to two lane changes to access southbound I-75 before the exit to I-275, while crossing the paths of traffic traveling on southbound I-75 that desire to head southbound on I-275. The intense vehicle weaving maneuvers within this section of freeway leads to a high number of lane-changing related crashes on southbound I-75 between SR 56 and I-275. The existing vehicle weaving issue is anticipated to be further exacerbated with the onset of the I-75 at SR 56 Diverging Diamond Interchange (DDI). The I-75 at SR 56 interchange is being reconstructed from a diamond interchange to a DDI and has an anticipated construction completion date in 2022. The DDI will allow higher traffic volumes to enter onto southbound I-75 at a faster rate.

Historical crash data from FDOT Crash Analysis Reporting (CAR) Online for the five-year period from 2015 to 2019 reveals that there is a high number of lane-changing related crashes on southbound I-75 between SR 56 and the I-275/I-75 Apex. Of the 142 reported crashes on southbound I-75 from SR 56 to the I-275/I-75 Apex, 31 percent were sideswipe crashes. The economic loss due to crashes on southbound I-75 between SR 56 and the I-275/I-75 Apex is estimated to be $16.6 million. The results of the operational analysis of existing year (2021) traffic conditions indicate that both the southbound and northbound I-75 ramp terminal intersections at SR 56 operate poorly (LOS F) during both the AM and PM peak hours with overall intersection delays exceeding 90 seconds/vehicle (sec/veh).

B. Future Conditions

FDOT District Seven proposes to modify southbound I-75 from SR 56 to the I-275/I-75 Apex to alleviate existing traffic congestion, improve safety, and provide the necessary roadway capacity to allow for future growth and economic development within the study area. The Build Alternative consists of modifying the lane geometry of southbound I-75 from SR 56 to the I-275/I-75 Apex to provide a three-lane C-D road parallel to southbound I-75 that is fed by the SR 56 southbound on ramp. The three-lane C-D road would run from SR 56 to south of the Hillsborough and Pasco County line, at which point two lanes would be provided in each direction to southbound I-75 and southbound I-275. The center lane of the three-lane C-D road would be a choice lane. The southbound I-275 on ramp, south of the C-D road diverge, would merge down to one lane before merging onto the southbound I-275 mainline. The southbound I-75 on ramp would remain two lanes through the gore on the southbound I-75 mainline, at which point both lanes would merge into

DocuSign Envelope ID: 00F7F873-2213-453E-A7D6-7A719BA1E281

the mainline. The following summarizes the results of the operational and safety analysis conducted to evaluate the future conditions of southbound I-75 from SR 56 to I-275/I-75 Apex with (Build Alternative) and without (No Build Alternative) the proposed improvements under opening year (2030) and design year (2050) traffic conditions.

Opening Year (2030)

No Build Alternative – The No Build Alternative maintains the existing lane geometry on southbound I-75 from SR 56 to the I-275/I-75 Apex, but it includes the I-75 at SR 56 DDI. The benefit of this alternative is that there are no additional costs associated with implementing the proposed transportation improvements. However, it is anticipated that the operational and safety deficiencies identified under existing conditions will be further exacerbated with increasing levels of traffic; and the purpose and need of the project are not met. The following conclusions are derived from the opening year (2030) traffic analysis:

- Vehicle operating speeds on southbound I-75 between SR 56 and the I-275/I-75 Apex are projected to degrade to an estimated speed of 55.8 miles per hour (mph) and 63.0 mph during the AM and PM peak hours, respectively;
- A ramp capacity check using Highway Capacity Manual (HCM), 6th Edition volume thresholds reveals that the southbound I-75 on ramp at SR 56 is projected to operate at a volume-to-capacity ratio of 0.91 during the higher volume AM peak hour; and
- Due to increased traffic volumes by the opening year (2030), it is projected that even with the implementation of the I-75 at SR 56 DDI, the southbound I-75 and northbound I-75 ramp terminal intersections will operate at an overall poor LOS (LOS E or worse). However, most movements are expected to experience an average vehicle delay significantly less than the existing (2021) conditions, due to the implementation of the new DDI.

Build Alternative – The Build Alternative consists of adding a southbound I-75 C-D road from SR 56 to the I-275/I-75 Apex, and similar to the No Build Alternative, it also includes the I-75 at SR 56 DDI. The results of the operational analysis for the opening year (2030) traffic conditions are listed below:

- Vehicle operating speeds on southbound I-75 between SR 56 and the I-275/I-75 Apex are projected to increase to an estimated speed of 66.7 mph and 67.5 mph during the AM and PM peak hours, respectively;
- A ramp capacity check using HCM, 6th Edition volume thresholds reveals that the southbound I-75 on ramp at SR 56 is projected to operate at a volume-to-capacity ratio of 0.58 during the higher volume AM peak hour;
- Intersection vehicle delay results are expected to be the same as the No Build Alternative with both ramp terminal intersections operating at an overall poor LOS (LOS E or worse); and
- The Build Alternative will not impact the operations of the ramp terminal intersections at the I-75 at SR 56 DDI.

Design Year (2050)

No Build Alternative – The No Build Alternative maintains the existing lane geometry on southbound I-75 from SR 56 to the I-275/I-75 Apex, but it includes the I-75 at SR 56 DDI. The following conclusions are derived from the design year (2050) No Build traffic analysis:

- Vehicle operating speeds on southbound I-75 between SR 56 and the I-275/I-75 Apex are projected to degrade to an estimated speed of 36.3 mph and 57.8 mph during the AM and PM peak hours, respectively;
- A ramp capacity check using HCM, 6th Edition volume thresholds reveals that the southbound I-75 on ramp at SR 56 is projected to operate over capacity with a volume-to-capacity ratio of 1.12 during the higher volume AM peak hour; and

DocuSign Envelope ID: 00F7F873-2213-453E-A7D6-7A719BA1E281

- Due to increased traffic volumes by the design year (2050), the southbound I-75 and northbound I-75 ramp terminal intersections at SR 56 will experience overall vehicle delays that exceed 80 sec/veh (LOS F) during both the AM and PM peak hours.

Build Alternative – The Build Alternative consists of adding a southbound I-75 C-D road from SR 56 to the I-275/I-75 Apex, and similar to the No Build Alternative, it also includes the I-75 at SR 56 DDI. The results of the operational analysis for design year (2050) traffic conditions are listed below:

- Vehicle operating speeds on southbound I-75 between SR 56 and the I-275/I-75 Apex are projected to increase when compared to the No Build Alternative, with estimated speeds of 65.0 mph and 66.2 mph during the AM and PM peak hours, respectively;
- A ramp capacity check using HCM, 6th Edition volume thresholds reveals that the southbound I-75 on ramp at SR 56 is projected to operate at a volume-to-capacity ratio of 0.72 during the higher volume AM peak hour;
- Intersection vehicle delay results are expected to be the same as the No Build Alternative with both ramp terminal intersections operating at an overall poor LOS (LOS F), with increased delays as compared to the opening year (2030); and
- The Build Alternative will not impact the operations of the ramp terminal intersections at the I-75 at SR 56 DDI.

Safety Analysis

A quantitative safety analysis, using procedures from the *Highway Safety Manual (HSM),* was conducted to estimate the safety benefits of the proposed improvements. The quantitative safety analysis revealed that providing the southbound I-75 C-D road from SR 56 to the I-275/I-75 Apex is projected to reduce overall crashes by 13 percent, which equates to an annual cost savings of $4.8 million. The Build Alternative improvements would provide a greater level of mobility and safety for all users in the southbound I-75 from SR 56 to I-275/I-75 Apex study area.

C. Federal Highway Administration (FHWA) Policy Points

It is in the national interest to preserve and enhance the Interstate System to meet the needs of the 21st Century by assuring that it provides the highest level of service in terms of safety and mobility. Full control of access along the Interstate mainline and ramps, along with control of access on the crossroad at interchanges, is critical to providing such service. Therefore, FHWA's decision to approve new or revise access points to the Interstate System under 23 United States Code (U.S.C.) 111 must be supported by substantiated information justifying and documenting that decision. The FHWA's decision to approve a request is dependent on the proposal satisfying and documenting the following requirements.

The following two FHWA Policy Criteria (dated May 22, 2017) are addressed in this IMR:

Policy Point 1: An operational and safety analysis has concluded that the proposed change in access does not have a significant adverse impact on the safety and operation of the Interstate facility (which includes mainline lanes, existing, new, or modified ramps, and ramp intersections with crossroad) or on the local street network based on both the current and the planned future traffic projections. The analysis should, particularly in urbanized areas, include at least the first adjacent existing or proposed interchange on either side of the proposed change in access (Title 23, Code of Federal Regulations (CFR), paragraphs 625.2(a), 655.603(d) and 771.111(i)). The crossroads and the local street network, to at least the first major intersection on either side of the proposed change in access, should be included in this analysis to the extent necessary to fully evaluate the safety and operational impacts that the proposed change in access and other transportation improvements may have on the local street network (23 CFR 625.2(a) and 655.603(d)). Requests

DocuSign Envelope ID: 00F7F873-2213-453E-A7D6-7A719BA1E281

for a proposed change in access should include a description and assessment of the impacts and ability of the proposed changes to safely and efficiently collect, distribute, and accommodate traffic on the Interstate facility, ramps, intersection of ramps with crossroad, and local street network (23 CFR 625.2(a) and 655.603(d)). Each request should also include a conceptual plan o the type and location of the signs proposed to support each design alternative (23 U.S.C. 109(d) and 23 CFR 655.603(d)).

The Build Alternative improves safety and traffic operations on southbound I-75 between SR 56 and the southbound off ramp to I-275 (I-75/I-275 interchange) by eliminating the need for southbound vehicles to weave in the project area. The proposed improvements are expected to enhance the overall safety and improve the operating conditions within the project limits, as well as improve LOS for the southbound I-75 ramp junction with I-275. Providing a C-D road in the southbound direction of I-75 would place less safe/higher speed vehicle weaving movements occurring on the higher priority I-75 mainline, onto a lower priority C-D road. Removing the vehicle weaving on the southbound I-75 mainline would enhance safety and increase roadway capacity to support future growth and economic development.

A review of historical crash data from FDOT's CAR Online database for the five-year period from 2015 to 2019 revealed that there were 142 crashes that occurred on southbound I-75 between SR 56 and the I-275/I-75 Apex, with the majority (31% of the total number of crashes) of these crashes being of the sideswipe crash type. A quantitative safety analysis using methodologies from Part C of the HSM and the Enhanced Interchange Safety Analysis Tool (ISATe) was performed to estimate the number of crashes reduced by implementing the southbound I-75 C-D road between SR 56 and the I-275/I-75 Apex. The results of the quantitative safety analysis revealed that there is a projected 13% reduction in the overall number of crashes on southbound I-75 with the Build Alternative. Monetary estimates of property damage and economic loss due to injury or a fatality were calculated using average unit costs from the United States Department of Transportation (USDOT)/FHWA KABCO (K-Fatal; A-Incapacitating injury; B-Non incapacitating injury; C-Possible injury; and O-No injury) injury classification scale. Based on unit costs for property damage only and injury crashes, that are documented in Table 122.6.2 of the FDOT Design Manual (FDM), the Build Alternative is projected to provide a $100 million (or $4.8 million/year) cost savings during the analysis time period.

Microsimulation analyses using CORSIM/TSIS 6.3 software was performed to evaluate opening year (2030) and design year (2050) traffic operating conditions with and without the proposed southbound I-75 C-D road between SR 56 and the I-275/I-75 Apex. The results of the microsimulation analysis indicate that vehicle density on southbound I-75 between SR 56 and the I-275/I-75 Apex is projected to be reduced from 51.6 passenger cars per mile per lane (pcpmpl) [LOS F] in the No Build Alternative to a density of 19.1 pcpmpl [LOS C] in the Build Alternative during the more critical AM peak hour in the design year (2050). Moreover, a comparison of network-wide measures of effectiveness (MOEs) reveals that the Build Alternative provides a 4% increase in the amount of vehicle miles traveled, a 13% decrease in total travel time, an 18% increase in vehicle operating speeds, and a 31% reduction in total travel delay during the same critical AM peak period in the design year (2050).

Policy Point 2: The proposed access connects to a public road only and will provide for all traffic movements. Less than "full interchanges" may be considered on a case-by-case basis for applications requiring special access, such as managed lanes (e.g., transit or high occupancy vehicle and high occupancy toll lanes) or park and ride lots. The proposed access will be designed to meet or exceed current standards (23 CFR 625.2(a), 625.4(a)(2), and 655.603(d)). In rare instances where all basic movements are not provided by the proposed design, the report should include a full-interchange option with a comparison of the operational and safety analyses to the partial interchange option. The report should also include the mitigation proposed to compensate for the missing movements, including waytinding signage, impacts on local intersections, mitigation of driver expectation leading to wrong-way movements on ramps, etc. The report should describe whether future provision of a full interchange is precluded by the proposed design.

DocuSign Envelope ID: 00F7F873-2213-453E-A7D6-7A719BA1E281

The proposed improvements documented in this IMR maintain the existing full interchange configurations and do not modify access at the I-75 at SR 56 and I-275/I-75 Apex interchanges. The highway safety and traffic operations of the southbound I-75 mainline is enhanced with the Build Alternative by placing existing higher-speed vehicle weaving movements on the southbound I-75 mainline onto a parallel southbound C-D road between SR 56 and the I-275/I-75 Apex. An underpass ramp from the SR 56 C-D road to southbound I-75 eliminates any vehicle conflicts between southbound I-75 mainline traffic exiting to I-275 and traffic entering from SR 56 to travel south on I-75.

DocuSign Envelope ID: 00F7F873-2213-453E-A7D6-7A719BA1E281

Table of Contents

Executive Summary ..... **iv**
Glossary of Terms ..... **xiv**
1.0 Project Description **1**
1.1 Purpose and Need 2
1.2 Project Location 2
1.3 Area of Influence 2
1.4 Project Schedule 4
2.0 Existing Conditions **6**
2.1 Existing Area Type/Traffic Conditions 6
2.2 Roadway Characteristics 6
2.3 Land Use 6
2.4 Data Collection 10
2.4.1 Transportation System Data 10
2.4.2 Existing and Historical Traffic Data 10
2.4.3 Speed Data 11
2.5 Design Traffic Factors 11
2.6 Existing Year (2021) Traffic Volumes 12
3.0 Existing Year (2021) Traffic Analysis **15**
3.1 Microsimulation Methodology and Assumptions 15
3.1.1 Calibration Methodology 15
3.1.2 Calibration Parameters and Results 16
3.1.3 Selection of Measures of Effectiveness (MOEs) 16
3.2 Existing Year (2021) Operational Analysis 18
3.2.1 Southbound I-75 Basic Freeway Segments and Ramp Merge/Diverge Areas 18
3.2.2 I-75 Ramps Capacity Check 20
3.2.3 Intersection Vehicle Delay 20
3.2.4 Intersection Vehicle Queue Lengths 21
4.0 Historical Crash Analysis **22**
4.1 Crash Data 22
4.2 Crash Analysis 23
4.2.1 Segment Crash Data 23
4.2.2 Economic Loss 32
5.0 Travel Demand Forecasting **33**
5.1 Selected Travel Demand Model 33
5.2 Design Year (2050) No Build and Build Alternatives Daily Traffic Volumes 33
5.3 Design Year (2050) Design Hour Traffic Volumes 33
5.4 Opening Year (2030) No Build and Build Alternatives Traffic Volumes 34
6.0 Proposed Alternatives **43**
6.1 No Build Alternative 43
6.2 Build Alternative Considerations 43
6.2.1 Transportation Systems Management and Operations (TSM&O) 43
6.2.2 Multimodal Accommodations 43

DocuSign Envelope ID: 00F7F873-2213-453E-A7D6-7A719BA1E281

6.2.3 Collector-Distributor (C-D) Road Alternatives 45
6.2.4 Collector-Distributor (C-D) Road Design Refinements 45
6.2.5 Recommended Build Alternative 46
7.0 Future Traffic Operational Analysis 48
7.1 Opening Year (2030) Traffic Operational Analysis 48
7.1.1 No Build Alternative 48
7.1.1.1 Southbound I-75 Basic Freeway Segments and Ramp Merge/Diverge Areas 48
7.1.1.2 I-75 Ramp Capacity Check 50
7.1.1.3 Intersection Vehicle Delay 50
7.1.1.4 Intersection Vehicle Queue Lengths 51
7.1.2 Build Alternative 52
7.1.2.1 Southbound I-75, C-D Road, and I-275 Basic Freeway Segments and Ramp Merge/Diverge Areas 52
7.1.2.2 I-75 Ramp Capacity Check 55
7.1.2.3 Intersection Vehicle Delay 56
7.1.2.4 Intersection Vehicle Queue Lengths 57
7.2 Design Year (2050) Traffic Operational Analysis 58
7.2.1 No Build Alternative 58
7.2.1.1 Southbound I-75 Basic Freeway Segments and Ramp Merge/Diverge Areas 58
7.2.1.2 I-75 Ramp Capacity Check 60
7.2.1.3 Intersection Vehicle Delay 60
7.2.1.4 Intersection Vehicle Queue Lengths 61
7.2.2 Build Alternative 62
7.2.2.1 Southbound I-75, C-D Road, and I-275 Basic Freeway Segments and Ramp Merge/Diverge Areas 62
7.2.2.2 I-75 Ramp Capacity Check 65
7.2.2.3 Intersection Vehicle Delay 66
7.2.2.4 Intersection Vehicle Queue Lengths 67
7.3 Alternatives Comparison of Network MOEs 67
8.0 Quantitative Safety Analysis 69
9.0 Consistency with Other Plans/Projects 70
10.0 Environmental Considerations 71
11.0 Coordination 72
12.0 Design Exceptions and Variations 73
13.0 Conceptual Signing Plan 74
14.0 Access Management Plan 75
15.0 FHWA Policy Points 76
16.0 Summary and Conclusions 78
16.1 Summary 78
16.2 Conclusions 78

DocuSign Envelope ID: 00F7F873-2213-453E-A7D6-7A719BA1E281

List of Figures

Figure 1: Project Location Map 3
Figure 2: Area of Influence 5
Figure 3: Existing Roadway Characteristics 7
Figure 4: Existing Land Use Map 8
Figure 5: Future Land Use Map 9
Figure 6: Existing Year (2021) AADT Volumes 13
Figure 7: Existing Year (2021) AM and PM Peak Hour Turning Movement Volumes 14
Figure 8: Five Year (2015 – 2019) Area of Influence Crash Types 23
Figure 9: Five Year (2015 – 2019) Southbound I-75 between SR 56 and I-275 Crash Types 24
Figure 10: Five Year (2015 – 2019) SR 56 Crash Types 24
Figure 11: Five Year (2015 – 2019) Crash Severity 25
Figure 12: Five Year (2015 – 2019) I-75 at SR 56 Interchange Collision Diagram 26
Figure 13: Five Year (2015 – 2019) Southbound I-75 South of SR 56 Collision Diagram 27
Figure 14: Five Year (2015 – 2019) Southbound I-75 North of I-275 Collision Diagram 28
Figure 15: Five Year (2015 – 2019) I-75 at SR 56 Interchange Injury Crash Locations 29
Figure 16: Five Year (2015 – 2019) Southbound I-75 South of SR 56 Injury Crash Locations 30
Figure 17: Five Year (2015 – 2019) Southbound I-75 North of I-275 Injury Crash Locations 31
Figure 18: Design Year (2050) No Build Alternative AADT Volumes 35
Figure 19: Design Year (2050) Build Alternative AADT Volumes 36
Figure 20: Design Year (2050) No Build Alternative AM and PM Peak Hour Turning Movement Volumes 37
Figure 21: Design Year (2050) Build Alternative AM and PM Peak Hour Turning Movement Volumes 38
Figure 22: Opening Year (2030) No Build Alternative AADT Volumes 39
Figure 23: Opening Year (2030) Build Alternative AADT Volumes 40
Figure 24: Opening Year (2030) No Build Alternative AM and PM Peak Hour Turning Movement Volumes 41
Figure 25: Opening Year (2030) Build Alternative AM and PM Peak Hour Turning Movement Volumes 42
Figure 26: No Build Alternative Lane Geometry and Traffic Control 44
Figure 27: Build Alternative Lane Geometry and Traffic Control 46
Figure 28: Build Alternative Lane Geometry and Traffic Control 47

DocuSign Envelope ID: 00F7F873-2213-453E-A7D6-7A719BA1E281

List of Tables

Table 1: Five-Year Work Program (FY 2023 through FY 2027) 4
Table 2: Recommended Design Traffic Factors 11
Table 3: CORSIM Calibration Results (Traffic Count Versus Simulated Traffic Volume) 17
Table 4: CORSIM Calibration Results (Field Measured Versus Simulated Vehicle Speed) 17
Table 5: Existing Year (2021) Southbound I-75 Basic Freeway Segment and Ramp Merge/Diverge Vehicle Density and LOS 19
Table 6: Existing Year (2021) I-75 Ramp Capacity Check 20
Table 7: Existing Year (2021) Intersection Vehicle Delay and LOS 20
Table 8: Existing Year (2021) Intersection Vehicle Queue Lengths 21
Table 9: Southbound I-75 from SR 56 to I-75 / I-275 Apex Area of Influence Crash Summary (2015 – 2019) 22
Table 10: Estimated Economic Loss from Crashes (2015 – 2019) for the Area of Influence 32
Table 11: Estimated Economic Loss from Crashes (2015 – 2019) for Southbound I-75 Between the SR 56 On-Ramp and the I-75/I-275 Major Diverge 32
Table 12: Estimated Economic Loss from Crashes (2015 – 2019) for the SR 56 Ramp Terminal Intersections 32
Table 13: Opening Year (2030) Southbound I-75 Basic Freeway Segment and Ramp Merge/Diverge Vehicle Density and LOS – No Build Alternative 49
Table 14: Opening Year (2030) I-75 Ramp Capacity Check – No Build Alternative 50
Table 15: Opening Year (2030) Intersection Vehicle Delay and LOS – No Build Alternative 50
Table 16: Opening Year (2030) Intersection Vehicle Queue Lengths – No Build Alternative 51
Table 17: Opening Year (2030) Southbound I-75 Basic Freeway Segment and Ramp Merge/Diverge Vehicle Density and LOS – Build Alternative 53
Table 18: Opening Year (2030) Southbound I-75 C-D Road Basic Freeway Segment and Ramp Merge/Diverge Vehicle Density and LOS – Build Alternative 54
Table 19: Opening Year (2030) Southbound I-275 Basic Freeway Segment and Ramp Merge/Diverge Vehicle Density and LOS – Build Alternative 55
Table 20: Opening Year (2030) I-75 Ramp Capacity Check – Build Alternative 56
Table 21: Opening Year (2030) Intersection Vehicle Delay and LOS – Build Alternative 56
Table 22: Opening Year (2030) Intersection Vehicle Queue Lengths – Build Alternative 57
Table 23: Design Year (2050) Southbound I-75 Basic Freeway Segment and Ramp Merge/Diverge Vehicle Density and LOS – No Build Alternative 59
Table 24: Design Year (2050) I-75 Ramp Capacity Check – No Build Alternative 60
Table 25: Design Year (2050) Intersection Vehicle Delay and LOS – No Build Alternative 60
Table 26: Design Year (2050) Intersection Vehicle Queue Lengths – No Build Alternative 61
Table 27: Design Year (2050) Southbound I-75 Basic Freeway Segment and Ramp Merge/Diverge Vehicle Density and LOS – Build Alternative 63
Table 28: Design Year (2050) Southbound I-75 C-D Road Basic Freeway Segment and Ramp Merge/Diverge Vehicle Density and LOS – Build Alternative 64
Table 29: Design Year (2050) Southbound I-275 Basic Freeway Segment and Ramp Merge/Diverge Vehicle Density and LOS – Build Alternative 65
Table 30: Design Year (2050) I-75 Ramp Capacity Check – Build Alternative 66
Table 31: Design Year (2050) Intersection Vehicle Delay and LOS – Build Alternative 66
Table 32: Design Year (2050) Intersection Vehicle Queue Lengths – Build Alternative 67
Table 33: Comparison of Networkwide CORSIM MOEs 68

DocuSign Envelope ID: 00F7F873-2213-453E-A7D6-7A719BA1E281

Table 34: Crash Severity for the Study Period (2030 – 2050).....69
Table 35: Estimated Economic Loss for Future Crashes (2030 – 2050).....69
Table 36: Agency and Stakeholder Coordination.....72

Appendices

Appendix A: Approved Methodology Letter of Understanding (MLOU)
Appendix B: Traffic Count Data
- B.1: Turning Movement Count Data
- B.2: Daily Traffic Count Data
- B.3: Florida Traffic Online (2020)
- B.4: Southbound I-75 Speed Data
- B.5: SR 56 Southbound C-D Road PD&E Study Traffic Volumes

Appendix C: Traffic Volume Development Summary
Appendix D: Signal Timing Plans
- D.1: Existing Signal Timing Plans
- D.2: DDI Signal Timing Plans

Appendix E: Existing Year (2021) Analysis Results
- E.1: CORSIM Calibration Results
- E.2: Demand Traffic CORSIM Results
- E.3: Intersection Analysis Results

Appendix F: I-75 at SR 56 Interchange DDI Final Design Plans
Appendix G: Southbound I-75 C-D Road Preliminary Feasibility Study Concepts (Completed in 2013)
Appendix H: Recommended Build Alternative Conceptual Roadway Design Plans
- H.1: Design Concept
- H.2: Typical Sections
- H.3: Signing and Pavement Markings
- H.4: Cost Estimates

Appendix I: Opening Year (2030) Analysis Results – No Build Alternative
- I.1: CORSIM Results
- I.2: Intersection Analysis Results

Appendix J: Opening Year (2030) CORSIM Results – Build Alternative
Appendix K: Design Year (2050) Analysis Results – No Build Alternative
- K.1: CORSIM Results
- K.2: Intersection Analysis Results

Appendix L: Design Year (2050) CORSIM Results – Build Alternative
Appendix M: ISATe Summary

DocuSign Envelope ID: 00F7F873-2213-453E-A7D6-7A719BA1E281

Glossary of Terms

Term	Definition
AADT	Annual Average Daily Traffic
AASHTO	American Association of State Highway and Transportation Officials
CAR	Crash Analysis Reporting
C-D	Collector-Distributor
CFR	Code of Federal Regulations
CIP	Capital Improvement Program
CMF	Crash Modification Factor
CNE	Common Noise Environment
CR	County Road
D	Directional Factor
DDHV	Directional Design Hour Volumes
DDI	Diverging Diamond Interchange
DHT	Design Hour Trucks
ERC	Electronic Review Comments
ERP	Environmental Resource Permit
ETDM	Efficient Transportation Decision Making
FDM	FDOT Design Manual
FDOT	Florida Department of Transportation
FHWA	Federal Highway Administration
FPC	Floodplain Compensation
FPID	Financial Prcject Identification
FPN	Financial Prcject Number
ft	Feet
FTO	Florida Traffic Online
FY	Fiscal Year
GEH	Geoffrey E. Havers Statistic
GIS	Geographic Information System
GoPasco	Pasco County Public Transport
HCM	Highway Capacity Manual
hr	Hour
HSM	Highway Safety Manual
IAR	Interchange Access Request
IARUG	Interchange Access Request User's Guide
IMR	Interchange Modification Report
IOAR	Interchange Operational Analysis Report
ISATe	Enhanced Interchange Safety Analysis Tool
K	Design Hour Traffic Factor
KABCO	K-Fatal; A-Incapacitating ir.jury; B-Non incapacitating ir.jury; C-Possible ir.jury; and O-No ir.jury
LOS	Level of Service
LRTP	Long Range Transportation Plan
MLOU	Methodology Letter of Understanding
MOCF	Model Output Conversion Factor

DocuSign Envelope ID: 00F7F873-2213-453E-A7D6-7A719BA1E281

Glossary of Terms (Cont.)

Term	Definition
MOE	Measure of Effectiveness
MOT	Maintenance of Traffic
mph	Miles per Hour
MPO	Metropolitan Planning Organization
MUTCD	Manual on Uniform Traffic Control Devices
NEPA	National Environmental Policy Act
pcpmpl	Passenger Cars per Mile per Lane
PD&E	Project Development and Environment
PDO	Property Damage Only
PHF	Peak Hour Factor
PHSC	Pasco-Hernando State College
PSWADT	Peak Season Weekday Average Daily Traffic
QC	Quality Control
RCI	Roadway Characteristics Inventory
ROW	Right of Way
sec	Seconds
SIO	Systems Implementation Office
SIS	Strategic Intermodal System
SLD	Straight Line Diagram
SPF	Safety Performance Function
SR	State Road
STIP	State Transportation Improvement Program
SWFWMD	Southwest Florida Water Management District
T_{24}	Daily Trucks
TAZ	Traffic Analysis Zone
TBRPM	Tampa Bay Regional Planning Model
TIP	Transportation Improvement Program
TSIS-CORSIM	Traffic Software Integrated System – Corridor Simulation
TSM&O	Transportation Systems Management and Operations
USC	United States Code
USDOT	United States Department of Transportation
veh	Vehicle
vph	Vehicles per Hour
WPID	Work Program Identification

DocuSign Envelope ID: 00F7F873-2213-453E-A7D6-7A719BA1E281

1.0 *Project Description*

Interstate 75/State Road 93A (I-75/SR 93A) is a major interstate highway that is part of Florida's Strategic Intermodal System (SIS), a high priority network of transportation facilities important to the state's economy and mobility. I-75 primarily runs north-south along the western portion of the State of Florida and plays a critical role in transporting people, freight, and goods safely and efficiently between South Florida (at its terminus with SR 826/Palmetto Expressway) and the rest of the United States via its entry into the State of Georgia, approximately midway between Lake City in northern Florida and City of Valdosta in southern Georgia. I-75 from south of the I-275 (SR 93)/I-75 Apex to north of SR 56 is an urban principal arterial interstate that provides between six and eight basic freeway lanes. South of the I-275/I-75 Apex, I-75 provides six lanes. Between the I-275/I-75 Apex and SR 56, four lanes are provided on northbound I-75 and a barrier separated two-lane collector-distributor (C-D) road is located on the east side of the northbound I-75 mainline lanes. In the southbound direction, four basic freeway lanes are provided on I-75 and an additional two auxiliary lanes are located on the outside that form a connection between the SR 56 on ramp and I-275. North of SR 56, I-75 provides eight lanes.

SR 56 is a six-lane divided arterial roadway that connects to SR 54 west of I-75. SR 56/SR 54 serve several purposes: 1) to provide access to residential communities located in Pasco County; 2) to provide access to the Wesley Chapel and Wiregrass Ranch areas; and 3) to form an east-west connection linking four primary north-south routes in Pasco County (US 19, SR 589 (Veterans Expressway), and US 41 to the west, and US 301 to the east). Currently, the I-75 at SR 56 interchange is under construction to be reconfigured from a diamond interchange to a diverging diamond interchange (DDI) (Financial Project Identification (FPID): 430573-1-52-01), with an anticipated completion date in 2022.

Along with experiencing a significant growth in population in recent years, this area of Pasco County is also home to two regional shopping centers located adjacent to and in close proximity with I-75. The Cypress Creek Town Center is located immediately off of SR 56 west of I-75, while the Shoppes at Wiregrass (Wiregrass Ranch) are located two miles east of I-75 at the intersection of SR 56 and County Road (CR) 581 (Bruce B. Downs Boulevard). The high population growth, as well as the two shopping centers, have placed a strain on the I-75 at SR 56 interchange. As a result of the interchange not keeping pace with changes in the intensity of land use, it fails to operate at current Level of Service (LOS) targets. The Florida Department of Transportation (FDOT) will address the interchange's operational deficiency through the implementation of the DDI that is currently being constructed. However, the I-75 at SR 56 DDI is anticipated to process higher volumes of traffic at a faster rate; thus, placing a greater strain on the southbound I-75 vehicle weaving area between the SR 56 on ramp and the major diverge area at the I-275/I-75 Apex. The transportation improvements proposed as part of this Interchange Access Request (IAR) are intended to help alleviate traffic congestion and improve highway safety on southbound I-75 between SR 56 and the I-275/I-75 Apex. The impacts of implementing these transportation improvements to meet future LOS targets are currently being evaluated under an ongoing SR 56 Southbound C-D Road/Ramps to I-75/I-275 Project Development and Environment (PD&E) Study from County Line Road to SR 56 in Hillsborough and Pasco Counties (Work Program Identification (WPID): 430573-4). This PD&E Study has been screened through FDOT's Efficient Transportation Decision Making (ETDM) process (ETDM #14330).

This Interchange Modification Report (IMR) documents the evaluation of the safety, operational, and engineering acceptability of the improvements proposed for southbound I-75 from SR 56 to the I-275/I-75 Apex in Hillsborough and Pasco Counties, Florida. The IMR is developed in accordance with the FDOT's *Interchange Access Request User's Guide (IARUG)* prepared by the Systems Implementation Office (SIO) and FDOT Topic No: 525-030-160-I (*New or Modified Interchanges*).

DocuSign Envelope ID: 00F7F873-2213-453E-A7D6-7A719BA1E281

1.1 Purpose and Need

The purpose of this IMR is to improve operations on southbound I-75 between SR 56 and the southbound off ramp to I-275 (I-275/I-75 Apex). This project is needed to address the effect on safety and operations by eliminating the need for southbound vehicles to weave in the project area. The proposed improvements are expected to enhance the overall safety and improve the operating conditions within the project limits, as well as improve LOS for the southbound I-75 ramp junction with I-275. The need for this project is based on the following list of identified deficiencies:

- High speed vehicle weaving movements occur on southbound I-75 between the SR 56 on ramp and the major diverge area at the I-275/I-75 Apex, causing increased traffic congestion and reduced highway safety. During the AM peak hour, a heavy volume of traffic entering onto southbound I-75 from SR 56 is required to make up to two lanes changes to access southbound I-75 before the exit to I-275, while crossing the paths of traffic traveling on southbound I-75 that desire to head southbound on I-275. The intense vehicle weaving maneuvers within this section of freeway leads to a high number of lane-changing related crashes on southbound I-75 between SR 56 and I-275. The existing vehicle weaving issue is anticipated to be further exacerbated with the onset of the I-75 at SR 56 DDI. The DDI will allow higher traffic volumes to enter onto southbound I-75 at a faster rate.
- An existing C-D road is located adjacent to the northbound I-75 mainline lanes between the I-275/I-75 Apex and SR 56, but a corresponding C-D road is not provided adjacent to the southbound I-75 mainline lanes between SR 56 and the I-275/I-75 Apex. Providing a companion C-D road in the southbound direction would place less safe/higher speed vehicle weaving movements that occur on the higher priority I-75 mainline, onto a lower priority C-D road. Removing the vehicle weaving section on the southbound I-75 mainline would enhance safety and increase roadway capacity to support future growth and economic development.

1.2 Project Location

Southbound I-75 from SR 56 to the I-275/I-75 Apex is at the border of Hillsborough and Pasco Counties, 3.8 miles north of the I-75 at CR 581 (Bruce B. Downs Boulevard) interchange and 3.4 miles south of the I-75 at SR 54 interchange. SR 56 connects I-75 with US 19 (located 23.2 miles to the west), SR 589 (located 10.4 miles to the west), US 41 (located 5.3 miles to the west), and US 301 (located 12.0 miles to the east). **Figure 1** graphically displays the location of southbound I-75 from SR 56 to the I-275/I-75 Apex and the spacing between adjacent interchanges on I-75.

1.3 Area of Influence

For the purposes of evaluating the safety and operational acceptability of the proposed modifications along southbound I-75 from SR 56 to the I-275/I-75 Apex, the following list of highway segments, ramp junctions, and intersections are within the area of influence:

Roadway Segments:

- Southbound I-75 from north of the southbound I-75 off ramp at SR 56 to south of the I-275/I-75 major diverge area;
- I-275, south of the I-275/I-75 major diverge area; and
- SR 56 from west of the southbound I-75 ramp terminal intersection to east of the northbound I-75 ramp terminal intersection.

DocuSign Envelope ID: 00F7F873-2213-453E-A7D6-7A719BA1E281

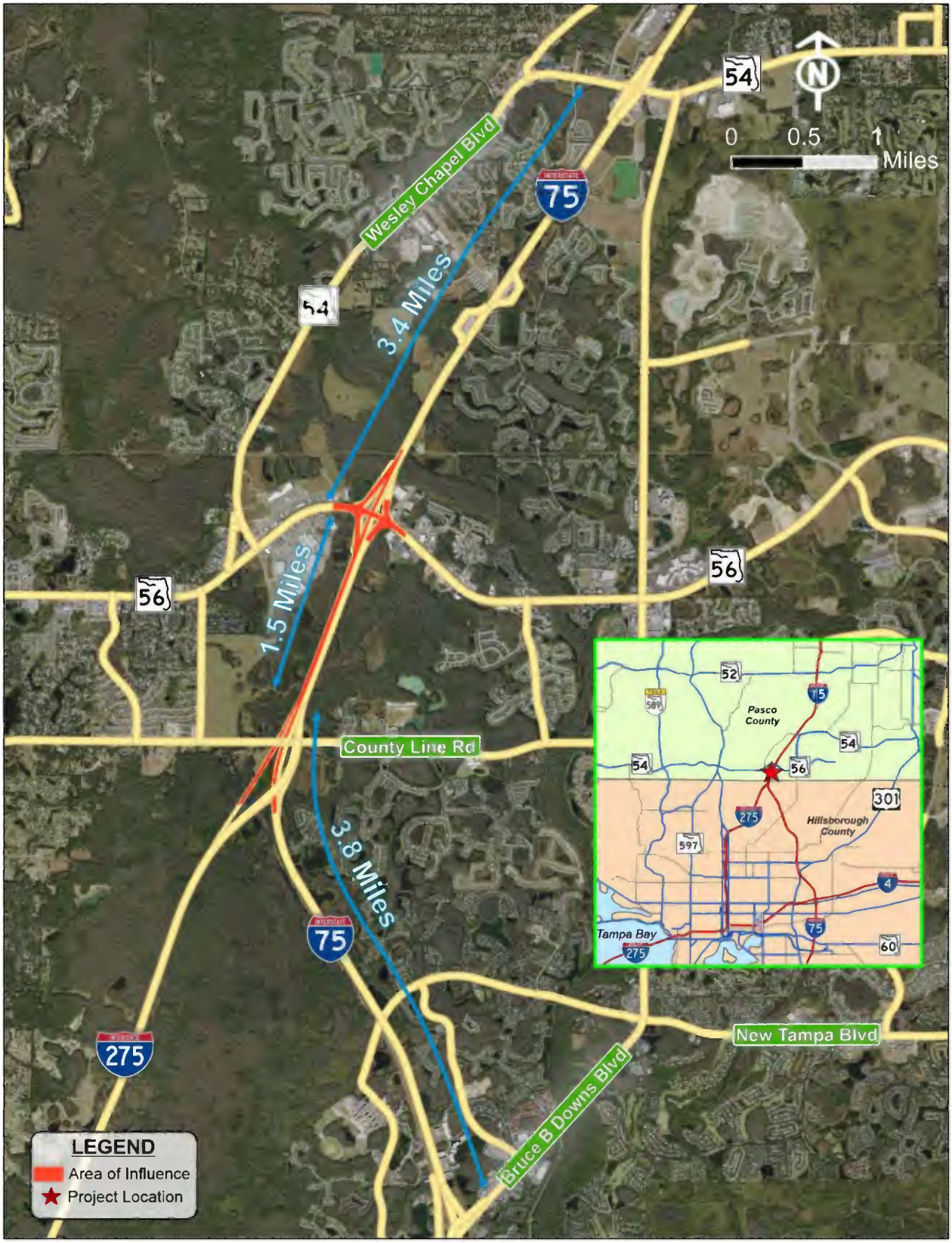

Figure 1: Project Location Map

DocuSign Envelope ID: 00F7F873-2213-453E-A7D6-7A719BA1E281

Ramp Merge and Diverge Areas:

- Southbound I-75 off ramp at SR 56;
- SR 56 on ramp to southbound I-75; and
- I-275/I-75 major diverge area.

Study Intersections:

- Southbound I-75 ramp terminal intersection at SR 56; and
- Northbound I-75 ramp terminal intersection at SR 56.

The area of influence is graphically displayed on **Figure 2**. Although the I-75 ramp terminal intersections at SR 56 are not part of the proposed freeway improvements, the I-75 at SR 56 ramp terminal intersections control the amount and rate at which traffic enters onto southbound I-75 at SR 56. It is for this reason that the signal-controlled ramp terminal intersections are being evaluated in this freeway improvement project.

1.4 Project Schedule

This IMR is being prepared to document the safety, operational and engineering acceptability of the transportation improvements proposed for southbound I-75 from SR 56 to the I-275/I-75 Apex. A Methodology Letter of Understanding (MLOU) was completed and signed September 2021, and can be found in **Appendix A**. Additionally, the various phases of the proposed project are funded in FDOT's Work Program. A detailed schedule of the Five-Year FDOT Work Program (Fiscal Year (FY) 2023 through FY 2027) phases and their corresponding WPID, funding, and year of expenditure are provided in **Table 1**. Approximately $105.4 million has been programmed for the PD&E, Preliminary Engineering, Right of Way (ROW), and Construction phases for the proposed improvements.

Table 1: Five-Year Work Program (FY 2023 through FY 2027)

Phase	WPID	2023	2024	2025	2026	2027	Total
PD&E	430573-4	$1 692	-	-	-	-	$1 692
Preliminary Engineering	430573-2 (Pasco County) 430573-3 (Hillsborough County)	$5,670,395 $3,649,581		-	-	- -	$9,319,976
ROW	430573-2 (Pasco County)	-	-	$2,189,100	-	-	$2,189,100
Construction	430573-2 (Pasco County) 430573-3 (Hillsborough County)	- -		- -	$54,017,817 $39,894,141	- -	$93,911,958
Total		**$9,321,668**	**$0**	**$2,189,100**	**$93,911,958**	**$0**	**$105,422,726**

Source: FDOT District Seven, Five-Year Work Program for FY 2023 through FY 2027.

Figure 2: Area of Influence

DocuSign Envelope ID: 00F7F873-2213-453E-A7D6-7A719BA1E281

2.0 *Existing Conditions*

2.1 Existing Area Type/Traffic Conditions

The I-75 at SR 56 interchange provides residential developments within Pasco County access to the Tampa Bay Region via I-75 and I-275. As such, highly directional traffic flows can be observed along southbound I-75 and I-275 (toward Tampa) with the morning commute and the afternoon commute (from Tampa) places high vehicle volumes on northbound I-75 and I-275. During the morning peak hour, vehicles entering southbound I-75 from SR 56 and vehicles already on southbound I-75 are required to perform weaving maneuvers before the major diverge at I-275/I-75. These maneuvers, combined with the close proximity of the I-275/I-75 major diverge to the southbound SR 56 on ramp, have contributed to a high number of sideswipe and rear-end crashes. As a result, there are numerous recorded crashes related to lane-changing and traffic congestion along southbound I-75 between SR 56 and the I-275/I-75 Apex. With the addition of the Build Alternative's C-D road along southbound I-75 from SR 56 to the I-275/I-75 Apex, it is anticipated that high risk, weaving maneuvers will be mitigated by providing access from SR 56 to I-275 and I-75 past the major diverge.

2.2 Roadway Characteristics

I-75 is functionally classified as an urban principal arterial interstate freeway from SR 56 to the I-275/I-75, has a posted speed limit of 70 miles per hour (mph), and is oriented in the north-south direction. South of I-275/I-75 Apex, I-75 provides six lanes (three in each direction). Between the I-275/I-75 Apex and SR 56, four lanes are provided on northbound I-75 and a barrier separated two-lane C-D road is located on the east side of the northbound I-75 mainline lanes. In the southbound direction, four basic freeway lanes are provided on I-75 and an additional two auxiliary lanes are located on the outside that form a connection between the SR 56 on ramp and I-275. North of SR 56, I-75 provides eight lanes (four in each direction). The I-75 roadway typical section, between SR 56 and I-275, consists of ten 12-foot (ft) travel lanes (six southbound and four northbound), 12-ft inside shoulders, 12-ft outside shoulders, and a 64-ft median located within 324 ft of ROW.

SR 56 is functionally classified as an urban principal arterial at the I-75 interchange. SR 56 is a six-lane divided roadway within the study area, is oriented in the east-west direction, and has a posted speed limit of 55 mph. However, since the I-75 at SR 56 interchange is currently under construction, the posted speed limit through the construction site has been reduced to 45 mph. Additionally, lane geometry in the area may be variable at this time. Therefore, Google Earth aerial imagery from May 2021 (the latest available) has been utilized as the existing condition for this study. The lane geometry, traffic control features, posted speed limits, and signalized intersections are shown on **Figure 3.**

2.3 Land Use

The existing land use immediately adjacent to the I-75 mainline is primarily undeveloped. However, along SR 56, there are various shopping centers, restaurants, and medical facilities, as well as access to several residential communities within close proximity to the I-75 interchange. The Cypress Creek Town Center is located immediately off of SR 56 west of I-75 and the Shoppes at Wiregrass (Wiregrass Ranch) are located two miles east of I-75 at the intersection of SR 56 and CR 581 (Bruce B. Downs Boulevard). The existing land use map obtained from Hillsborough and Pasco Counties is displayed on **Figure 4**.

The future land use of the study area is expected to become more developed around I-75 at SR 56 with residential, mixed use, and planned developments. The future land use map is shown on **Figure 5**.

DocuSign Envelope ID: 00F7F873-2213-453E-A7D6-7A719BA1E281

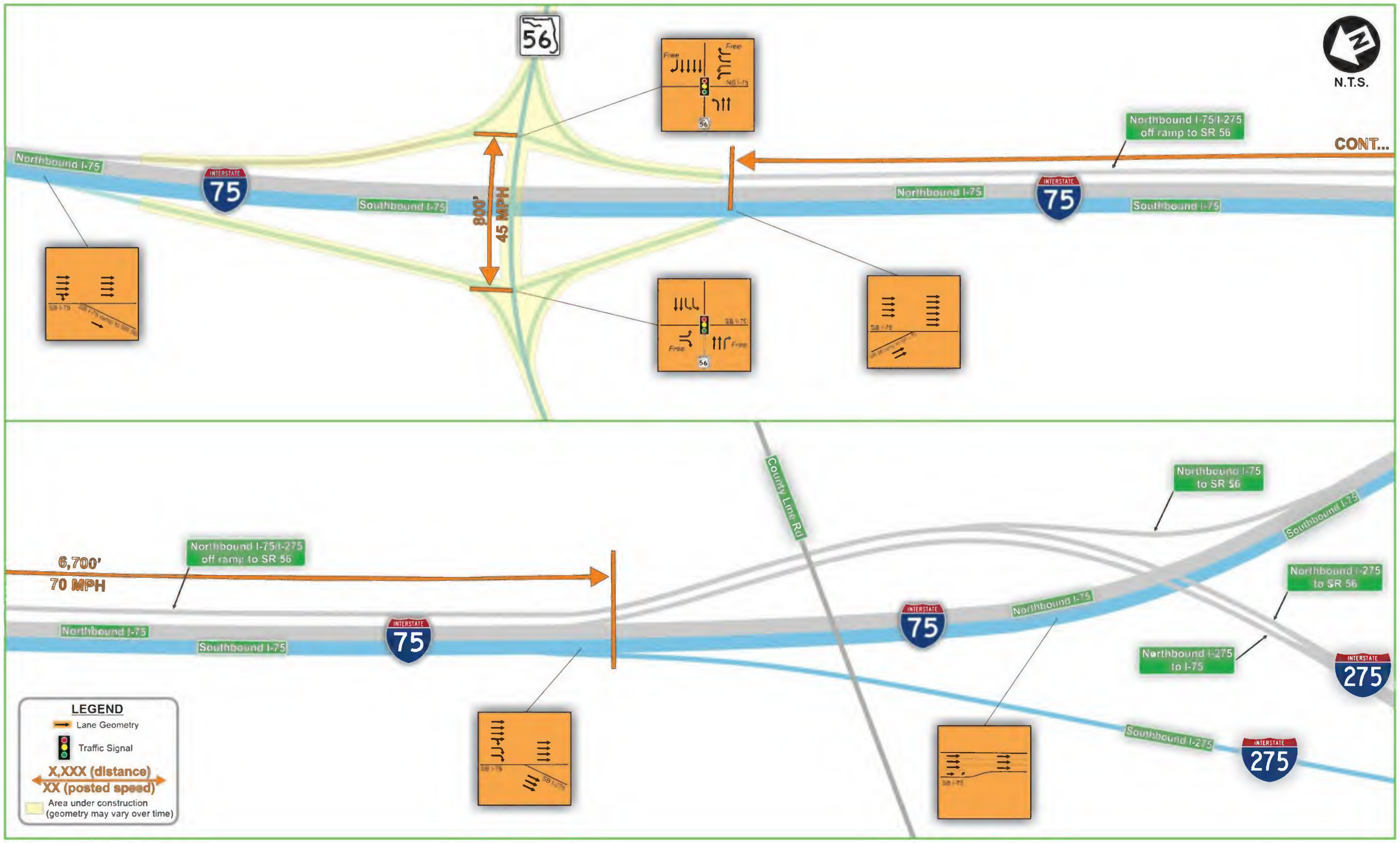

Figure 3: Existing Roadway Characteristics

DocuSign Envelope ID: 00F7F873-2213-453E-A7D6-7A719BA1E281

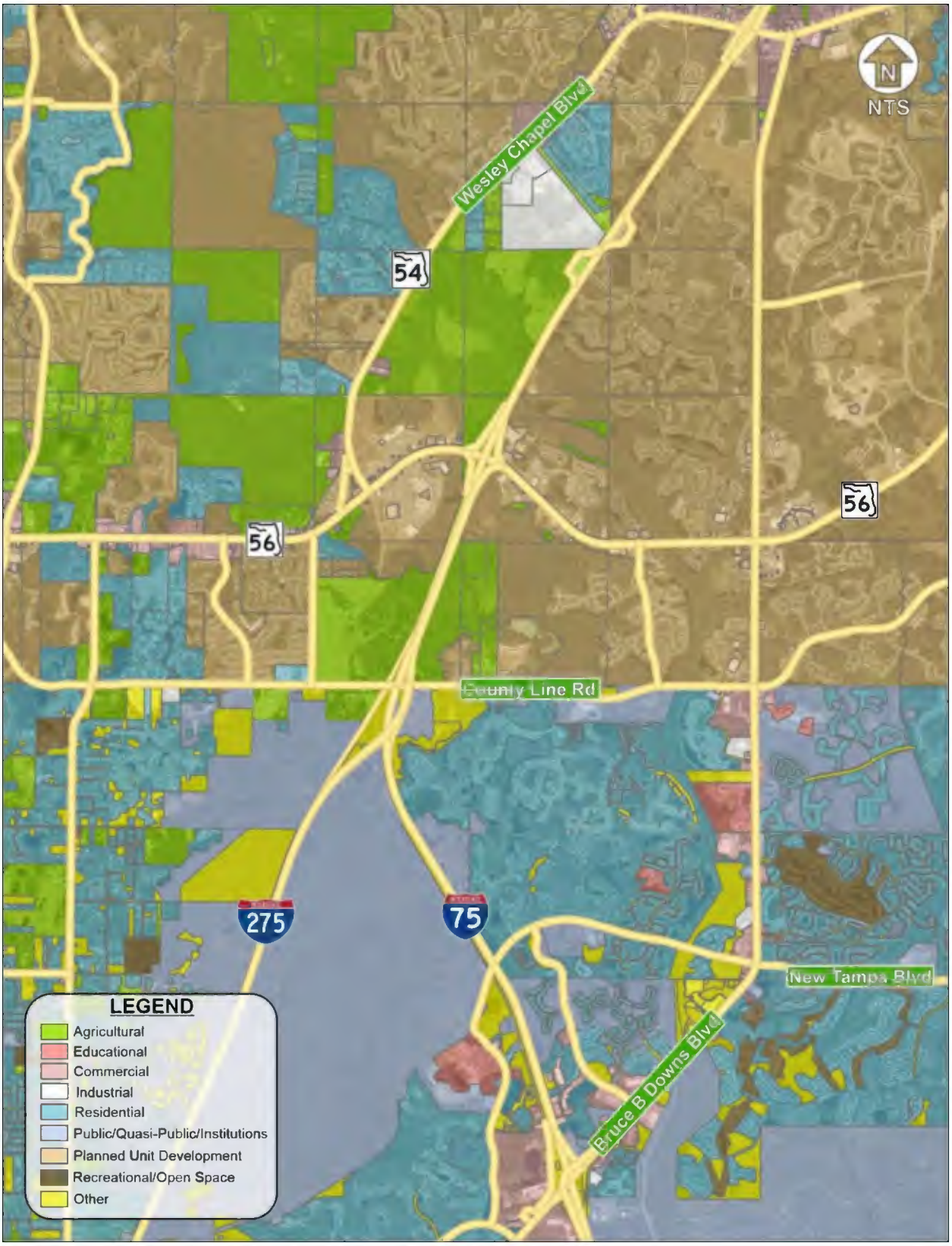

Figure 4: Existing Land Use Map

DocuSign Envelope ID: 00F7F873-2213-453E-A7D6-7A719BA1E281

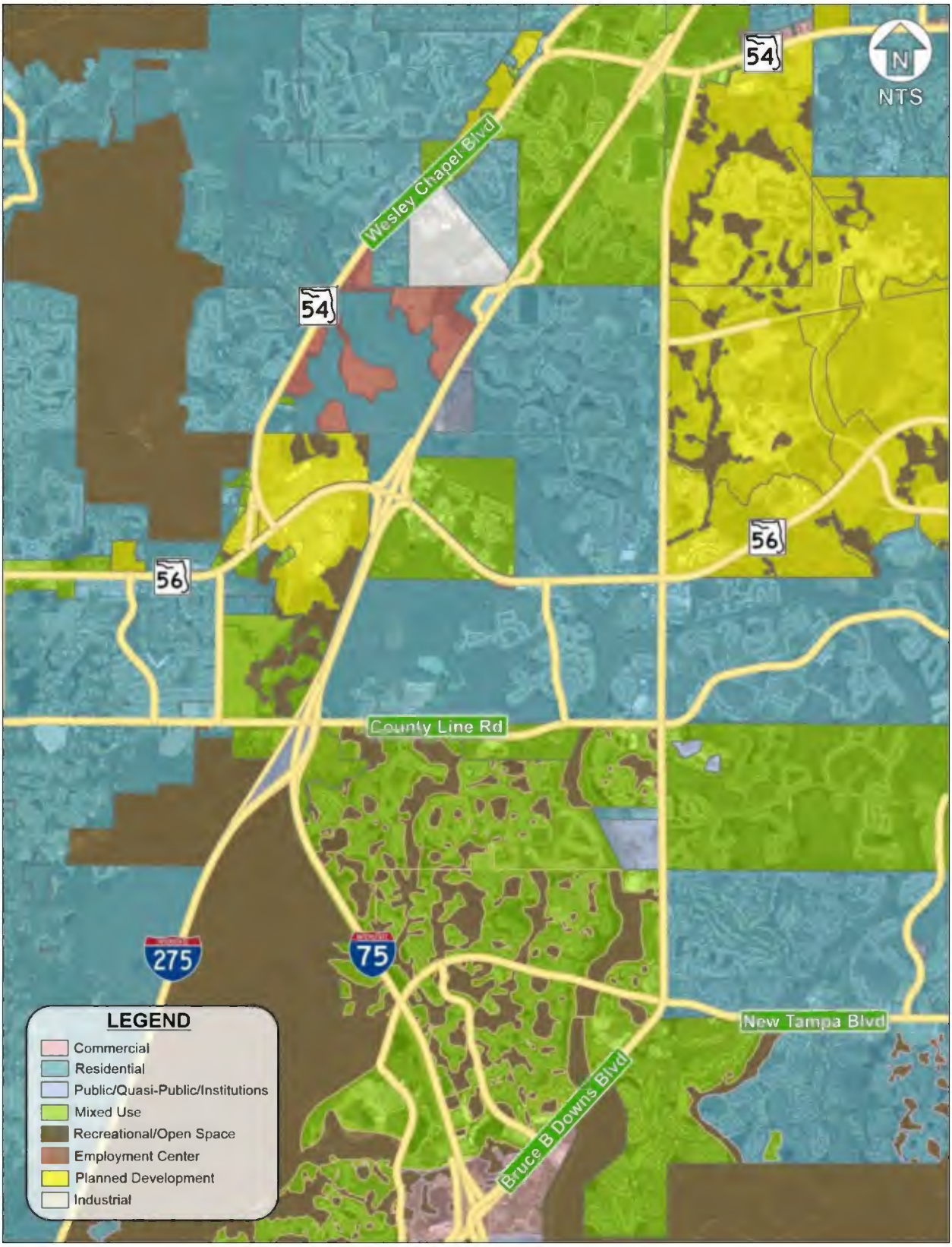

Figure 5: Future Land Use Map

DocuSign Envelope ID: 00F7F873-2213-453E-A7D6-7A719BA1E281

2.4 Data Collection

The following data was collected and used in the existing and future traffic operational analysis of the No Build and Build Alternatives.

2.4.1 Transportation System Data

Roadway characteristics, traffic control, and signing/pavement marking data were collected in the field or gathered from available electronic sources for this IMR. A summary of the data collection effort is outlined below.

- Roadway Characteristics Data – The FDOT Transportation Data and Analytics/Geographic Information System (GIS) Section's linear referencing of the Roadway Characteristics Inventory (RCI) database and FDOT Straight Line Diagrams (SLDs) were utilized to establish roadway characteristics within the study area. Field visits were conducted to verify roadway geometry identified from aerial imagery. The information collected included functional classification, access class, number of lanes, length of acceleration/deceleration lanes, storage bay and taper lengths for turn lanes, extent and amount of curvature, and posted speed limits. Roadway construction or as-built plans were obtained to verify roadway geometry.
- Traffic Control Data – Traffic signal timing data for AM and PM peak hours were obtained from the maintaining agency, Pasco County. A field visit was conducted to verify the signal timing and phasing information provided for the AM and PM peak hours. Field visits were also conducted to inventory stop/yield sign locations, regulatory/advisory speed limits, and guide sign locations.
- Signing and Pavement Marking Data – An existing sign inventory was performed through a field visit, which also included the recording of pavement markings and traffic delineators.

2.4.2 Existing and Historical Traffic Data

Existing year (2021) traffic volumes were collected throughout the study area for this IMR. The I-75/I-275 mainline and ramps were counted as part of the FDOT's annual count program in September and October 2021. Additionally, traditional traffic data was collected along SR 56 and at the southbound I-275/I-75 Apex for the three-day period from October 5-7, 2021. **Appendix B** provides copies of the traffic counts that were collected within the study area, as well as the FDOT's 2020 Florida Traffic Online (FTO) count data on I-75. The type and location of each count is listed in the following:

4-Hour (7 AM to 9 AM and 4 PM to 6 PM) Turning Movement Count (2 Locations):

- Southbound I-75 ramp terminal intersection at SR 56; and
- Northbound I-75 ramp terminal intersection at SR 56.

72-Hour Bi-Directional Traffic Volumes on SR 56 (2 Locations):

- West of southbound I-75 ramps; and
- East of northbound I-75 ramps.

48-Hour Directional I-75 Ramp Counts (4 Locations):

- Southbound I-75 off ramp to SR 56;
- Southbound I-75 on ramp from SR 56;
- Northbound I-75 off ramp to SR 56; and
- Northbound I-75 on ramp from SR 56.

DocuSign Envelope ID: 00F7F873-2213-453E-A7D6-7A719BA1E281

48-Hour Bi-Directional Traffic Volumes on I-75 and I-275 (3 Locations):

- I-75 mainline north of I-275;
- I-75 mainline south of I-275; and
- I-275 mainline south of I-75.

6-Hour (6 AM to 9 AM and 4 PM to 7 PM) Directional Traffic Counts on I-75 and I-275 (2 Locations):

- Southbound I-75 mainline south of I-275; and
- Southbound I-275 mainline south of I-75.

FDOT 2020 FTO Sites (4 Locations):

- Sites 140087 (portable) and 140190 (telemetered) – I-75 mainline north of SR 56;
- Sites 140156 and 142715 (northbound C-D) – I-75 mainline between I-275 and SR 56;
- Site 100154 – I-75 mainline south of I-275; and
- Sites 102001 (portable) and 109955 (telemetered) – I-275 mainline south of I-75.

2.4.3 Speed Data

Speed data was collected along southbound I-75 on October 5, 2021 in conjunction with the 6-hour (6 AM to 9 AM and 4 PM to 7 PM) directional traffic counts on I-75 and I-275. Speed data was collected for each of the following I-75 segments, and can be found in **Appendix B**:

- Southbound I-75 mainline from the SR 54 (Wesley Chapel Boulevard) on ramp to the SR 56 off ramp;
- Southbound I-75 mainline from the SR 56 off ramp to the SR 56 on ramp;
- Southbound I-75 mainline from the SR 56 on ramp to the I-275 off ramp; and
- Southbound I-75 mainline from the I-275 off ramp to the CR 581 (Bruce B. Downs Boulevard) off ramp.

2.5 Design Traffic Factors

Utilizing the FDOT's Standard design hour traffic factor (K factor) of 9.0 percent, existing year (2021) data collection, historical traffic count information from the FDOT's 2020 FTO database, and design traffic factors from the SR 56 Southbound C-D Road PD&E Study, the recommended design traffic factors for this IMR are shown in **Table 2.**

Table 2: Recommended Design Traffic Factors

Roadway	K	D	T_{24}	DHT	PHF	MOCF
I-275	9.0%	62.5%	6.0%	3.0%	0.95	0.94
I-75 (south of I-275)	9.0%	56.7%	13.0%*	7.0%	0.95	0.94
I-75 (between I-275 and SR 56)	9.0%	56.7%	13.0%*	7.0%	0.95	0.94
I-75 (north of SR 56)	9.0%	56.7%	13.0%*	7.0%	0.95	0.94
SR 56	9.0%	56.7%**	6.0%	3.0%	0.95	0.94

Sources: 2020 FTO, SR 56 Southbound C-D Road PD&E Study, and FDOT 2019 Project Traffic Forecasting Handbook and Project Traffic Forecasting Procedure (525-030-120)

*The truck percentage was determined based on the 2019 truck percentage from the historical AADT report (Site 140156) on FTO Online, to account for normal traffic patterns and truck percentages before commuter traffic was impacted by COVID-19.

**For consistency with I-75, a directional (D) factor of 56.7% has been utilized for SR 56.

DocuSign Envelope ID: 00F7F873-2213-453E-A7D6-7A719BA1E281

2.6 Existing Year (2021) Traffic Volumes

Existing year (2021) annual average daily traffic (AADT) volumes were developed for this IMR by applying a two percent compound growth rate (consistent with the volume development methodology of the SR 56 Southbound C-D Road PD&E Study) to the 2019 AADT volumes from the PD&E Study, which can be found in **Appendix B**. Traffic volumes on SR 56 east and west of I-75 were not reported in the PD&E Study. Therefore, existing year (2021) AADT volumes were derived by applying the two percent compound annual growth rate to the 2019 AADTs from FTO. The existing year (2021) AADT volumes for the study area are shown on **Figure 6**.

Directional design hour volumes (DDHVs) for the existing year (2021) were developed by multiplying the AADTs by the standard K factor and the D factors, shown previously in **Table 2**. The approach DDHVs were then multiplied by the turning movement percentages from the turning movement count data to estimate the 2021 design hour traffic volumes. A manual smoothing process was applied to the resulting design hour turning movement volumes to ensure that traffic flows balance (i.e., volume in equals volume out) between successive intersections on SR 56 and between successive interchanges along I-75. The existing year (2021) AM and PM design hour traffic volumes are shown on **Figure 7**.

Further detail on the volume development procedure from the PD&E Study and methodology for this IMR can be found in **Appendix C**.

DocuSign Envelope ID: 00F7F873-2213-453E-A7D6-7A719BA1E281

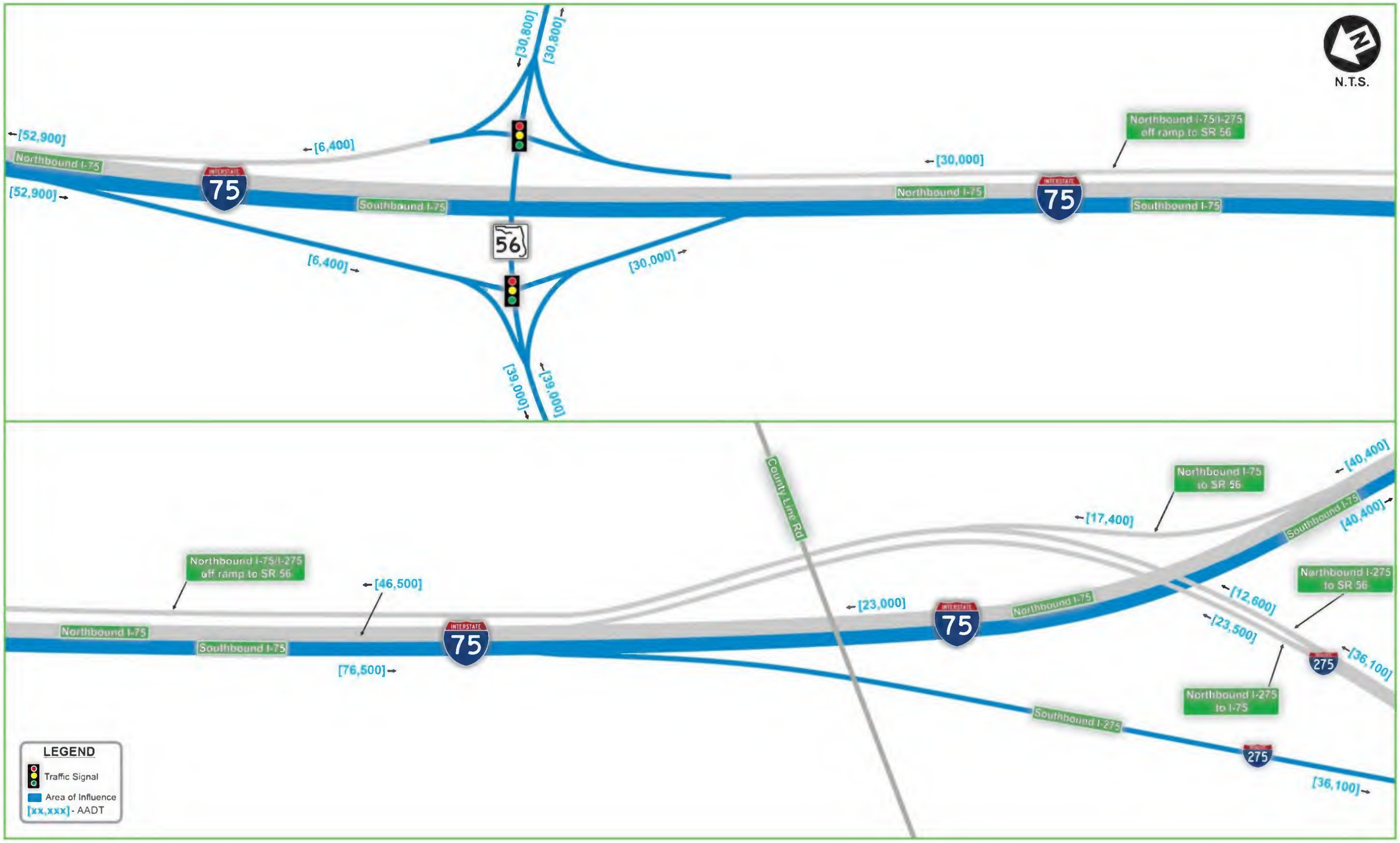

Figure 6: Existing Year (2021) AADT Volumes

DocuSign Envelope ID: 00F7F873-2213-453E-A7D6-7A719BA1E281

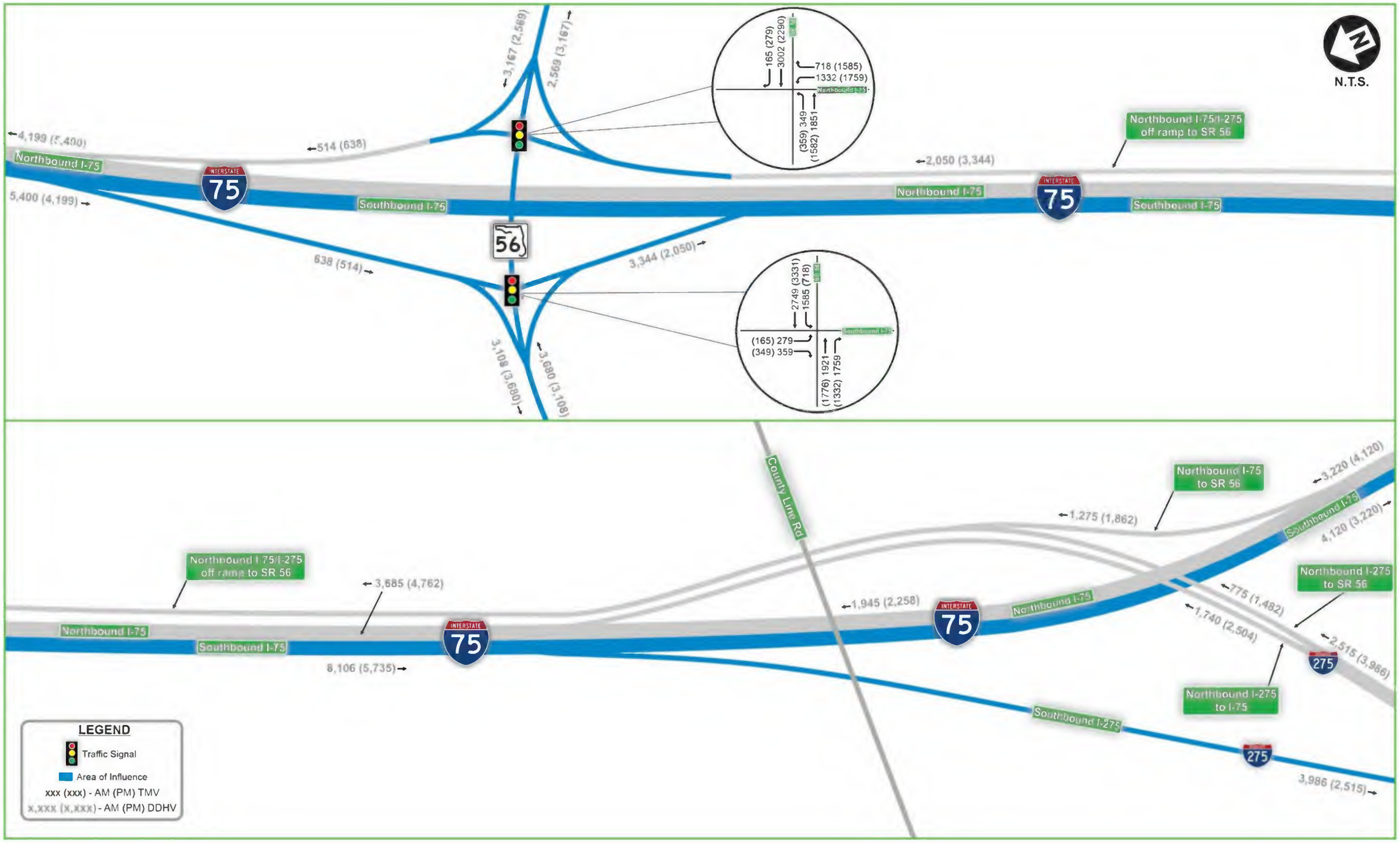

Figure 7: Existing Year (2021) AM and PM Peak Hour Turning Movement Volumes

DocuSign Envelope ID: 00F7F873-2213-453E-A7D6-7A719BA1E281

3.0 *Existing Year (2021) Traffic Analysis*

3.1 Microsimulation Methodology and Assumptions

The microsimulation analysis tool, Traffic Software Integrated System – Corridor Simulation (TSIS-CORSIM), Version 6.3, was used to analyze existing and future traffic operating conditions within the influence area of the southbound I-75 from SR 56 to the I-275/I-75 Apex IMR. CORSIM is capable of simultaneously analyzing the interaction of traffic flows between basic freeway segments and ramp merge/diverge areas on I-75 and arterial and unsignalized/signalized intersection traffic operations on SR 56. CORSIM cannot be expected to perfectly match all possible real-world conditions and situations. As such, a calibration effort of adjusting model parameters was employed to improve the model's ability to reproduce local traffic conditions. **Appendix D** includes the existing signal timing information provided by Pasco County. This information was used to calibrate the existing CORSIM models.

3.1.1 Calibration Methodology

The calibration methodology used for the southbound I-75 from SR 56 to the I-275/I-75 Apex IMR is consistent with recent studies involving similar interstate improvements in the Tampa Bay Region, and with specific calibration criteria discussed in the approved MLOU. The CORSIM microsimulation model was calibrated with balanced existing year (2021) traffic counts and travel time runs (see **Appendix B**). A three-hour AM and a three-hour PM peak period CORSIM analysis was conducted using 15-minute flow rates. The extended period of microsimulation analysis demonstrates the "build-up" of traffic congestion, and the duration of traffic congestion. See **Appendix E** for the derivation of the temporal traffic loadings representative of pre-peak hour, peak hour, and post-peak hour time periods that were obtained from the 15-minute distribution of the 48/72-hour counts.

The evaluation of existing traffic operations is based on the results of ten (10) runs of the AM and PM CORSIM microsimulation models using varying random seed numbers. The microsimulation was performed consistent with guidelines provided in the FDOT's *Traffic Analysis Handbook* and the IARUG. Southbound I-75 ramp and mainline volumes, and all CORSIM entry volumes, were calibrated to be within the thresholds specified below:

- Low volume links – Individual link flows < 700 vehicles per hour (vph) – Threshold is to be within 100 vph of field flows for more than 85% of the links;
- Medium volume links – Individual link flows between 700 vph to 2,700 vph – Threshold is to be within 15% of field flows for more than 85% of the links;
- High volume links – Individual link flows > 2,700 vph – Threshold is to be within 400 vph of field flows for more than 85% of the links;
- Simulated and measured link flows – Threshold is to have a Geoffrey E. Havers (GEH) statistic value of five (5) or lower for 85% of the links. The GEH statistic is an empirical equation that is used in traffic engineering and transportation planning to compare two datasets of traffic volumes. The GEH formula is expressed as $\sqrt{2\ x\frac{(M-C)^2}{(M+C)}}$, where M is the simulation model volume and C is the field counted volume;
- Sum of all link flows across the network – Threshold is to be within 5% of the sum of all link counts; and
- Speed is to be within 15% or up to a variance of 10 mph of field measured values.

DocuSign Envelope ID: 00F7F873-2213-453E-A7D6-7A719BA1E281

3.1.2 Calibration Parameters and Results

The calibration of the existing (2021) AM and PM peak period CORSIM models involved an iterative process of modifying both global and node-link specific model parameters to better replicate existing traffic conditions. The following list of model parameters were modified to meet calibration targets:

- Headway Distribution: Set to Erlang Distribution with parameter "a" set to 1.
- Reaction Point: 3,500 feet for the southbound off ramp to SR 56 and 5,000 feet for the I-75/I-275 major diverge.
- Provided conditional turning movements to allow for the prepositioning of the heavy westbound to southbound left turn movement upstream of the northbound ramp terminal intersection.

The results of the CORSIM calibration, comparing counted existing year (2021) traffic volumes with simulated traffic volumes, are shown in **Table 3**. **Appendix E** provides the three-hour results of the existing year (2021) CORSIM calibration analysis. The calibration results indicate that the existing year (2021) AM and PM CORSIM models are sufficiently loading the appropriate amount of traffic volume to meet the calibration targets for all freeway segments on southbound I-75. Also, all of the calculated GEH statistic values are lower than the 5.0 threshold.

In addition to the effort taken to calibrate the existing year (2021) AM and PM CORSIM models to volume-based calibration targets, an evaluation of model-derived vehicle speeds versus field-measured vehicle speeds was conducted using the travel time runs previously discussed in **Section 2.4.3**. The results of the vehicle speed comparison, shown in **Table 4**, demonstrate that all I-75 segments meet the calibration target based on the difference between simulated speeds and measured travel speeds being less than 10 mph. The southbound I-75 roadway segments correspond to the same segment numbers outlined in **Table 3**.

3.1.3 Selection of Measures of Effectiveness (MOEs)

A LOS target of "D" was established for each highway element, per Policy 000-525-006 *Level of Service Targets for the State Highway System*, within the area of influence: southbound I-75 mainline, southbound I-75 ramp merge and diverge areas, I-75 ramps, and I-75 at SR 56 ramp terminal intersections. Arterial analysis along SR 56 is not applicable for this study since no other intersections along SR 56 are being evaluated except for the ramp terminal intersections. Key MOEs (i.e., density, speed, and delay) from the *Highway Capacity Manual (HCM), Version 6* was used to estimate existing LOS along I-75 and HCM 2000 was used to estimate existing LOS at the I-75 at SR 56 ramp terminal intersections. Please note that a direct comparison of CORSIM MOEs to HCM LOS cannot be made, but the equivalent HCM LOS derived from CORSIM is provided in this IMR for reference purposes only. HCM 2000 methodologies were used for the ramp terminal analysis, rather than HCM6, for a direct comparison to the future DDI conditions, which are only supported by HCM 2000 methodologies.

DocuSign Envelope ID: 00F7F873-2213-453E-A7D6-7A719BA1E281

Table 3: CORSIM Calibration Results (Traffic Count Versus Simulated Traffic Volume)

Segment Numbers	Southbound I-75 Location/Movement	Analysis Type	AM Peak Hour					PM Peak Hour				
			Count Volume (vph)	Simulated Volume (vph)	Volume Diff. (vph)	Percent Diff.	GEH	Count Volume (vph)	Simulated Volume (vph)	Volume Diff. (vph)	Percent Diff.	GEH
1	North of SR 56	Basic Freeway	4,184	4,186	-2	0.04%	0.0	3,379	3,375	4	-0.12%	0.1
2	Off Ramp to SR 56	Diverge	4,184	4,188	-4	0.09%	0.1	3,379	3,374	6	-0.16%	0.1
3	Between SR 56 Off and On Ramps	Basic Freeway	3,723	3,733	-10	0.26%	0.2	2,823	2,832	-9	0.32%	0.2
4	SR 56 On Ramp	Major Merge	6,902	6 826	76	-1.10%	0.9	4 675	4 782	-107	2.29%	1.6
5	Between SR 56 On Ramp and I-275 Off Ramp	Basic Freeway	6,902	6 823	79	-1.15%	1.0	4 675	4 783	-108	2.31%	1.6
6	Off Ramp to I-275	Major Diverge	6,902	6,830	72	-1.04%	0.9	4,675	4,786	-111	2.38%	1.6
7	South of I-275 Off Ramp	Basic Freeway – Lane Drop	3,519	3,334	185	-5.24%	3.2	2,541	2,509	32	-1.28%	0.6
8	South of I-275 Off Ramp	Basic Freeway	3,519	3,339	180	-5.11%	3.1	2,541	2,509	32	-1.28%	0.6

Table 4: CORSIM Calibration Results (Field Measured Versus Simulated Vehicle Speed)

Segment Numbers	Southbound I-75 Location/Movement	Analysis Type	AM Peak Hour			PM Peak Hour		
			Field Speed (mph)	Simulated Speed (mph)	Speed Diff. (mph)	Field Speed (mph)	Simulated Speed (mph)	Speed Diff. (mph)
1	North of SR 56	Basic Freeway	69.0	68.4	0.6	64.4	68.7	-4.3
2	Off Ramp to SR 56	Diverge	68.8	66.9	1.9	61.4	67	-5.6
3	Between SR 56 Off and On Ramps	Basic Freeway	66.1	67.7	-1.6	62.4	68.3	-5.9
4	SR 56 On Ramp	Major Merge	63.9	63.4	0.5	63.1	64.7	-1.6
5	Between SR 56 On Ramp and I-275 Off Ramp	Basic Freeway	66.3	64.8	1.5	65.5	66.9	-1.4
6	Off Ramp to I-275	Major Diverge	67.3	65.3	2.0	66.1	67.2	-1.1
7	South of I-275 Off Ramp	Basic Freeway – Lane Drop	66.8	67.2	-0.4	65.6	67.9	-2.3
8	South of I-275 Off Ramp	Basic Freeway	65.7	66.8	-1.1	66.2	67.6	-1.4

DocuSign Envelope ID: 00F7F873-2213-453E-A7D6-7A719BA1E281

3.2 Existing Year (2021) Operational Analysis

After the calibrated existing year (2021) AM and PM peak period CORSIM models were deemed acceptable for replicating existing traffic conditions within the influence area of the southbound I-75 from SR 56 to the I-275/I-75 Apex IMR, the existing year (2021) design hour traffic volumes (shown previously in **Figure 7**) and the three-hour temporal distribution percentages of traffic loadings (included in **Appendix E**) were input into the models. The percentage for each of the time periods were based on the 15-minute distribution of the 48/72-hour counts used for the calibration. Ten (10) analysis runs were conducted for both the AM and PM timeframes. The following summarizes the peak hour results of the existing year (2021) CORSIM analysis for southbound I-75 basic freeway segments and ramp merge/diverge areas, as well as the analysis for the I-75 ramp terminal intersections on SR 56. **Appendix E** provides the three-hour results of the existing year (2021) CORSIM analysis along I-75 and the existing year (2021) analysis results along SR 56.

3.2.1 Southbound I-75 Basic Freeway Segments and Ramp Merge/Diverge Areas

The CORSIM microsimulation results of the evaluation of southbound I-75 basic freeway segments and ramp merge/diverge areas for the AM and PM peak hour periods are shown in **Table 5**. The ramp merge/diverge area of influence is 1,500 ft upstream of an off ramp and 1,500 ft downstream of an on ramp. The results of the analysis indicate that each of the basic freeway segments and ramp merge/diverge areas on I-75 south of the SR 56 off ramp currently meet LOS targets (LOS D or better) in both the AM and PM peak hour. However, average vehicle speeds north of the SR 56 off ramp are significantly lower than the posted 70 mph speed limit during the AM peak hour. This is due to the queue on the southbound I-75 off ramp extending for the length of the ramp and causing deceleration of vehicles utilizing the off ramp to begin on I-75. Additionally, the ramp terminal intersections are over capacity, causing there to be unserviced demand at the I-75 at SR 56 interchange.

It should be noted that the signal offset was adjusted during the PM peak hour to prevent the queue spillback of the eastbound approach at the northbound I-75 ramp terminal intersection from blocking the operations of the southbound left turn at the southbound I-75 ramp terminal intersection. With the increase in volume along SR 56 between the calibration and existing year (2021) demand volumes, additional queuing along eastbound SR 56 was unrealistically affecting the operations of the southbound I-75 ramp terminal intersection before the adjustment of the signal offset.

DocuSign Envelope ID: 00F7F873-2213-453E-A7D6-7A719BA1E281

Table 5: Existing Year (2021) Southbound I-75 Basic Freeway Segment and Ramp Merge/Diverge Vehicle Density and LOS

Lane Geometry	Measures of Effectiveness (MOEs)	AM Peak Hour	PM Peak Hour
	North of SR 56 (Basic Freeway)		
1 2 3 4	Demand Volume (vph)	5,400	4,199
	Simulated Volume (vph)	5,021	4,193
	Percent Processed of Volume	93%	100%
	Speed (mph)	36.8	68.4
	Density (pcpmpl)	38.1	14.4
	LOS	***E***	B
	Off Ramp to SR 56 (Diverge)*		
1 2 3 4	Demand Volume (vph)	5,400	4,199
	Simulated Volume (vph)	4,955	4,186
	Percent Processed of Volume	92%	100%
	Speed (mph)	29.1	66.8
	Density (pcpmpl)	42.5	14.2
	LOS	***E***	B
	Between SR 56 Off and On Ramps (Basic Freeway)		
1 2 3 4	Demand Volume (vph)	4,762	3,685
	Simulated Volume (vph)	4,441	3,677
	Percent Processed of Volume	93%	100%
	Speed (mph)	64.1	67.8
	Density (pcpmpl)	16.2	12.7
	LOS	B	B
	SR 56 On Ramp (Major Merge)*		
1 2 3 4 5 6	Demand Volume (vph)	8,106	5,735
	Simulated Volume (vph)	7,086	5,598
	Percent Processed of Volume	87%	98%
	Speed (mph)	63.6	65.0
	Density (pcpmpl)	17.3	13.4
	LOS	B	B
	Between SR 56 On Ramp and I-275 Off Ramp (Basic Freeway)		
1 2 3 4 5 6	Demand Volume (vph)	8,106	5,735
	Simulated Volume (vph)	7,081	5,591
	Percent Processed of Volume	87%	97%
	Speed (mph)	64.2	66.3
	Density (pcpmpl)	17.2	13.1
	LOS	B	B
	Off Ramp to I-275 (Major Diverge)*		
1 2 3 4 5 6	Demand Volume (vph)	8,106	5,735
	Simulated Volume (vph)	7,081	5,590
	Percent Processed of Volume	87%	97%
	Speed (mph)	64.7	66.8
	Density (pcpmpl)	17.1	13.0
	LOS	B	B
	South of I-275 Off Ramp (Basic Freeway – Lane Drop)		
1 2 3 4	Demand Volume (vph)	4,120	3,220
	Simulated Volume (vph)	3,464	3,025
	Percent Processed of Volume	84%	94%
	Speed (mph)	67.2	67.5
	Density (pcpmpl)	12.0	10.5
	LOS	B	A
	South of I-275 Off Ramp (Basic Freeway)		
1 2 3	Demand Volume (vph)	4,120	3,220
	Simulated Volume (vph)	3,474	3,027
	Percent Processed of Volume	84%	94%
	Speed (mph)	66.7	67.1
	Density (pcpmpl)	16.2	14.1
	LOS	B	B

*Merge segments analyze 1500 feet downstream of a merge Diverge segments analyze 1500 feet upstream of a diverge.

Congestion Level	Based on 70 mph Posted Speed
Uncongested	>=63
Lightly Congested	< 63 57
Moderately Congested	< 57 - 45
Heavily Congested	< 45

Source: Adopted from Table 9-12 Congestion Level Thresholds of the FDOT Traffic Analysis Handbook, May 2021

DocuSign Envelope ID: 00F7F873-2213-453E-A7D6-7A719BA1E281

3.2.2 I-75 Ramps Capacity Check

A highway capacity check of the I-75 on and off ramps at SR 56 was performed to compare the existing year (2021) ramp volumes shown in **Figure 7** with the capacity thresholds defined in Exhibit 14-12 of the *HCM, 6th Edition*. **Table 6** shows the existing year (2021) volume-to-capacity ratios for each ramp at the I-75 at SR 56 interchange. The results of the capacity check show that each of the ramps operate under capacity.

Table 6: Existing Year (2021) I-75 Ramp Capacity Check

Location	Number of Lanes	Ramp Free Flow Speed (mph)	Capacity (veh/hr)	AM Peak Hour		PM Peak Hour	
				Volume (veh/hr)	Volume to Capacity Ratio	Volume (veh/hr)	Volume to Capacity Ratio
Southbound I-75							
Off Ramp to SR 56	1	50	2,100	638	0.30	514	0.24
On Ramp from SR 56	2	50	4,200	3,344	0.80	2,050	0.49
Northbound I-75							
C-D Off Ramp to SR 56	2	60	4,400	2,050	0.47	3,344	0.76
On Ramp from SR 56	1	50	2,100	514	0.24	638	0.30

3.2.3 Intersection Vehicle Delay

The results for the evaluation of the I-75 ramp terminal intersections at SR 56 during both the AM and PM peak hours of the existing year (2021) are shown in **Table 7**. The results of the analysis indicate that both ramp terminal intersections at I-75 at SR 56 operate at an overall poor LOS (LOS E or worse) during the AM and PM peak hours.

Table 7: Existing Year (2021) Intersection Vehicle Delay and LOS

Approach	Movement	AM Peak Hour		PM Peak Hour	
		Delay (sec/veh)	LOS	Delay (sec/veh)	LOS
SR 56 at Southbound I-75 Ramp Terminal					
Eastbound	Through	802.7	F	96.1	F
	Right	198.4	F	8.3	A
	Approach Total	**513.8**	**F**	**58.4**	**E**
Westbound	Left	29.6	C	55.8	E
	Through	47.2	D	141.9	F
	Approach Total	**40.7**	**D**	**126.6**	**F**
Southbound	Left	217.0	F	108.3	F
	Right	0.4	A	0.4	A
	Approach Total	**95.1**	**F**	**35.1**	**D**
Intersection Total		***246.0***	***F***	***92.9***	***F***
SR 56 at Northbound I-75 Ramp Terminal					
Eastbound	Left	103.8	F	216.9	F
	Through	25.5	C	157.1	F
	Approach Total	**37.9**	**D**	**168.2**	**F**
Westbound	Through	146.1	F	531.1	F
	Right	38.6	D	75.8	E
	Approach Total	**140.4**	**F**	**481.6**	**F**
Northbound	Left	409.0	F	79.1	E
	Right	0.2	A	1.0	A
	Approach Total	**265.8**	**F**	**42.1**	**D**
Intersection Total		***144.7***	***F***	***217.1***	***F***

Note: Level of Service (LOS) not meeting target LOS D is shown in red.

DocuSign Envelope ID: 00F7F873-2213-453E-A7D6-7A719BA1E281

3.2.4 Intersection Vehicle Queue Lengths

The results for the evaluation of vehicle queue lengths for the I-75 ramp terminal intersections at SR 56 during both the AM and PM peak hours of the existing year (2021) are shown in **Table 8**. The available storage length provided for each movement was determined as the distance between signalized intersections, the length of the turn lane(s), or the length of the off ramp, as applicable. The results of the analysis indicate that vehicle queues between the ramp terminal intersections exceed the available storage and spillback into the upstream intersections/into the adjacent travel lanes during the PM peak hour.

Table 8: Existing Year (2021) Intersection Vehicle Queue Lengths

Movement	Available Storage (ft)	95th Percentile Vehicle Queue Length (ft)	
		AM Peak	PM Peak
SR 56 at Southbound I-75 Ramp Terminal			
EBT	3,000	#2,681	#1,783
EBR	3,000	#1,068	0
WBL	800	m469	m319
WBT	800	m331	m1,837
SBL	1,960*	#733	335
SBR	350	0	0
SR 56 at Northbound I-75 Ramp Terminal			
EBL	550	m152	m#682
EBT	800	m2	m#1,423
WBT	3,500	#1,600	#1,617
WBR	1,950	54	98
NBL	9,800**	#1,664	#1,577
NBR	500	0	0

*Storage length is measured as the length from the stop bar to the gore point of the I-75 mainline minus a deceleration length of 390 ft, as defined in Table 10-6 of the American Association of State Highway and Transportation Officials (AASHTO) A Policy on Geometric Design Highways and Streets.
**Storage length is measured as the length from the stop bar to the gore point of the I-75/I-275 merge along the C-D road.
95th percentile volume exceeds capacity; queue may be longer. Queue shown is maximum after two cycles.
m Volume for 95th percentile queue is metered by upstream signal.
Vehicle queue exceeding storage shown in red.

DocuSign Envelope ID: 00F7F873-2213-453E-A7D6-7A719BA1E281

4.0 *Historical* Crash Analysis

4.1 Crash Data

Historical crash data within the study area was obtained from FDOT's Crash Analysis Reporting (CAR) Online for the five-year period from 2015 to 2019. The historical crash data included crashes that occurred on southbound I-75, I-75 ramps, I-275, and SR 56 within the area of influence. The data collected includes crash type, severity, lighting conditions (day versus night), and pavement surface conditions (wet versus dry) and are summarized in **Table 9**. Approximately 40 percent of the more than 329 total crashes over the five-year period were rear end crashes, which is a crash type that is indictive of traffic congestion. Of the 329 total crashes, there were no fatalities, 124 crashes involving personal injury, and 205 crashes that were property damage only. Approximately 63 percent of the total crashes in the area of influence occurred during daylight and 81 percent of the total crashes occurred on dry pavement conditions. There were no reported bicycle or pedestrian crashes during the five-year period.

Table 9: Southbound I-75 from SR 56 to I-75 / I-275 Apex Area of Influence Crash Summary (2015 – 2019)

Category	2015	2016	2017	2018	2019	Total	Mean	Percentage
Crash Type								
Angle	5	3	7	5	3	23	4.6	6.99%
Head On	0	1	0	0	0	1	0.2	0.30%
Hit Fixed Object	11	7	3	14	8	43	8.6	13.07%
Hit Non-Fixed Object	0	2	6	5	2	15	3.0	4.56%
Left Turn	1	2	3	2	2	10	2.0	3.04%
Rear End	19	23	34	35	21	132	26.4	40.12%
Sideswipe	20	20	15	18	11	84	16.8	25.53%
Single Vehicle	8	[illegible]	4	5	1	21	4.2	6.38%
Total	64	61	72	84	48	329	65.8	100.00%
Crash Severity								
Property Damage Only	34	42	46	53	30	205	41.0	62.31%
Possible Injury	16	6	15	14	12	63	12.6	19.15%
Non-Incapacitating	11	5	7	8	3	34	6.8	10.33%
Incapacitating	3	8	4	9	3	27	5.4	8.21%
Fatal	0	0	0	0	0	0	0.0	0.00%
Total	64	61	72	84	48	329	65.8	100.00%
Lighting Condition								
Dark-Lighted	18	23	21	27	13	102	20.4	31.00%
Dark-Not Lighted	3	1	6	6	5	21	4.2	6.38%
Day	43	37	45	51	30	206	41.2	62.61%
Total	64	61	72	84	48	329	65.8	100.00%
Surface Condition								
Dry	45	54	65	64	37	265	53.0	80.55%
Wet	19	7	7	20	11	64	12.8	19.45%
Total	64	61	72	84	48	329	65.8	100.00%

It should be noted that there was a significant reduction in reported crashes in 2019. The reduction in crashes may be attributed to the construction along SR 56 at the I-75 interchange. Construction for the I-75 at SR 56 DDI (FPID: 430573-1-52-01) began in January 2019. This construction has likely lowered the travel speeds on this segment and raised driver awareness, leading to a reduction in crashes.

DocuSign Envelope ID: 00F7F873-2213-453E-A7D6-7A719BA1E281

4.2 Crash Analysis

Utilizing the information obtained from the crash data, the safety evaluation identified the need for improved safety conditions of the existing facility.

4.2.1 Segment Crash Data

The crash types that occurred in the area of influence are shown on **Figure 8**. During the five-year period, there were 157 crashes along SR 56 and 142 crashes along southbound I-75 between SR 56 and the I-75/I-275 Apex. The remaining 30 crashes occurred within the rest of the study area. Throughout the area of influence, the most frequent crash type varied based on location. **Figure 9** and **Figure 10** display the crash types by percentage throughout the main segments in the area of influence. Sideswipe crashes were the most frequent crash type along southbound I-75, followed by rear end crashes and then hit fixed object crashes. SR 56 experienced a high number of rear end crashes. Approximately 54 percent of the 157 total crashes along SR 56 over the five-year period were rear end crashes. The increased number of sideswipe and rear-end crashes along southbound I-75 can be attributed to the occurrence of vehicle weaving between the SR 56 on ramp and the major diverge of southbound I-75 and I-275.

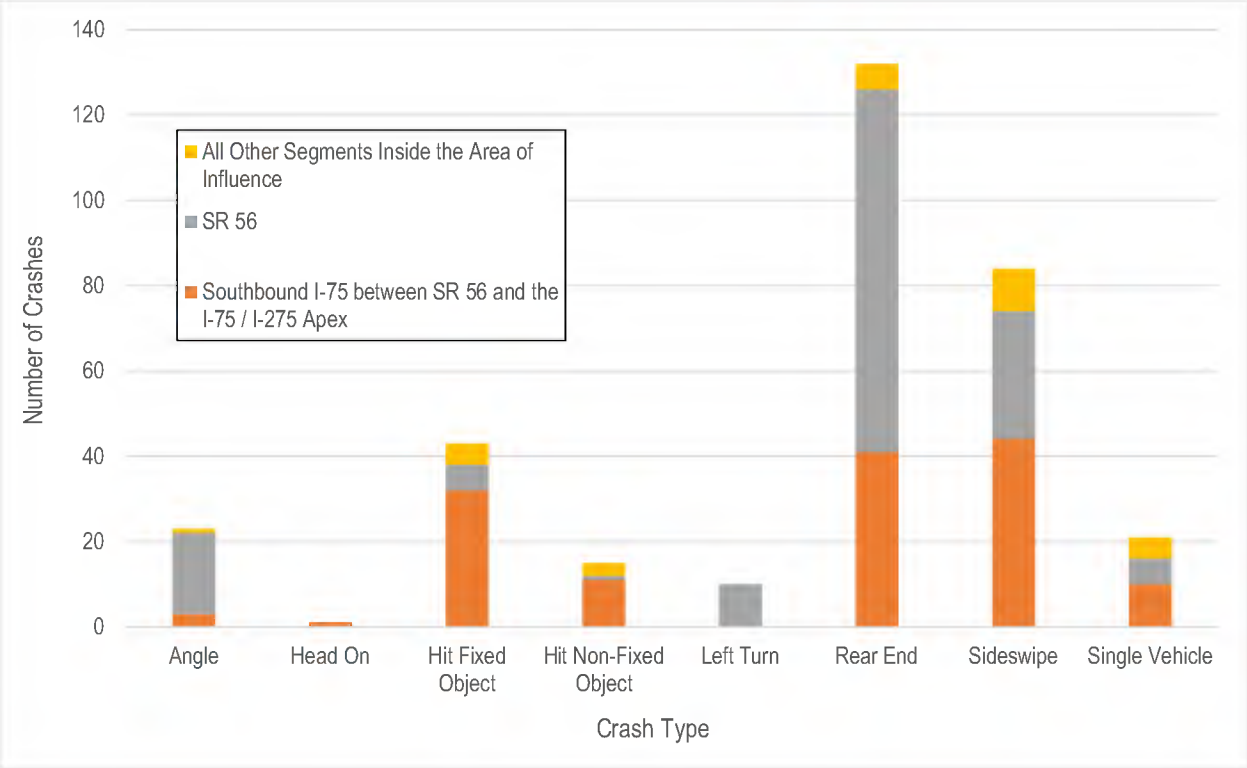

Figure 8: Five Year (2015 – 2019) Area of Influence Crash Types

DocuSign Envelope ID: 00F7F873-2213-453E-A7D6-7A719BA1E281

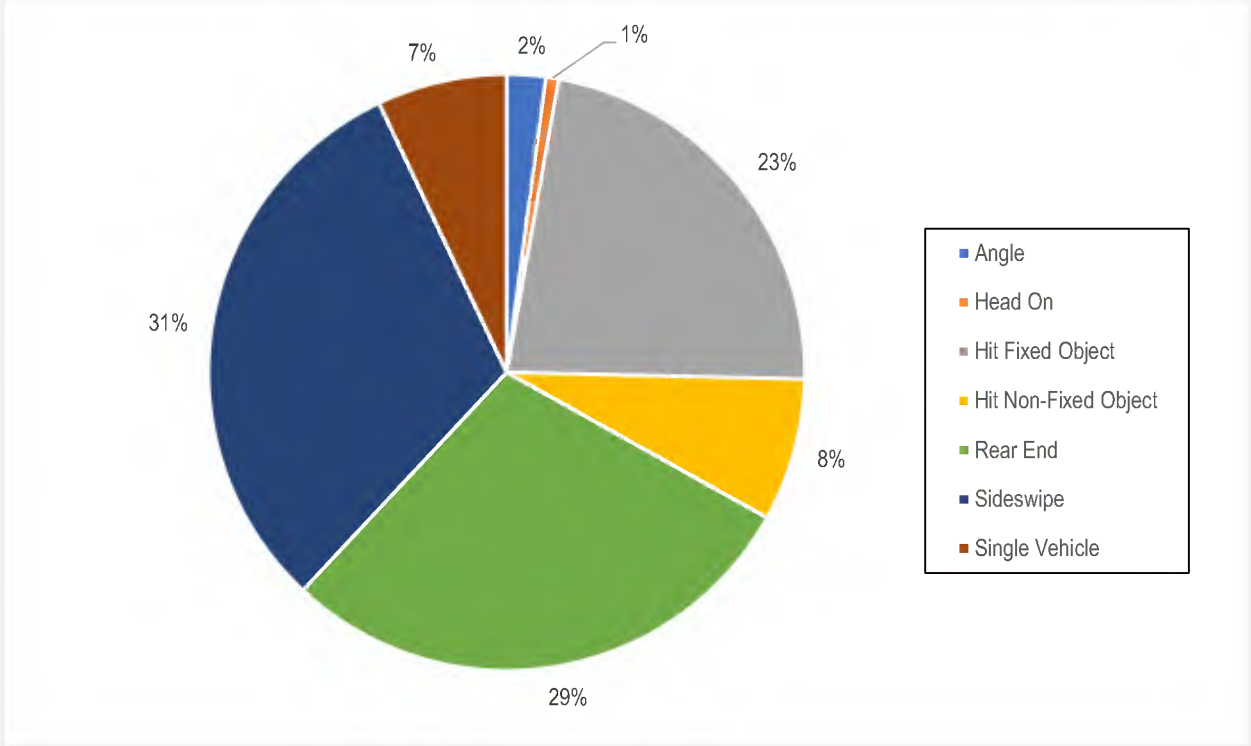

Figure 9: Five Year (2015 – 2019) Southbound I-75 between SR 56 and I-275 Crash Types

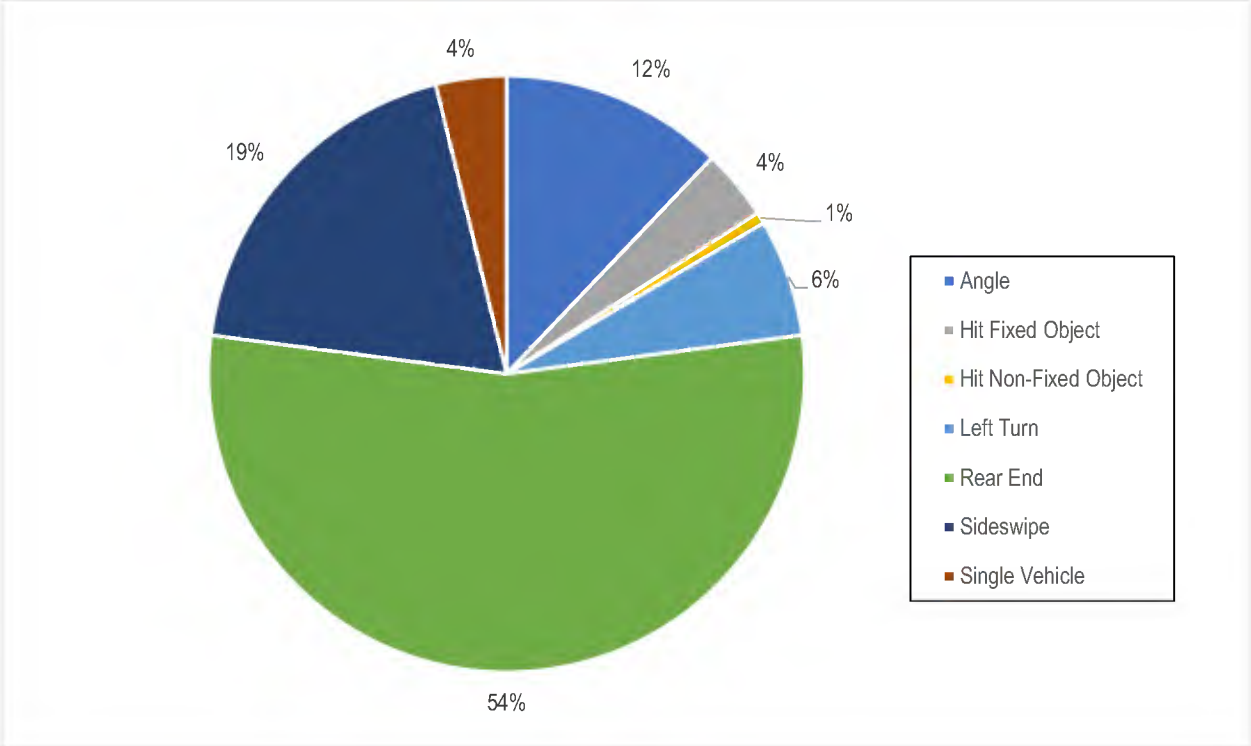

Figure 10: Five Year (2015 – 2019) SR 56 Crash Types

DocuSign Envelope ID: 00F7F873-2213-453E-A7D6-7A719BA1E281

Sideswipe crashes are most likely to end in property damage only (PDO); however, it is possible for a serious injury or fatality to occur if vehicles are travelling at high speeds. The speed limit on the portion of I-75 throughout the study area is 70 mph. Rear end crashes are also likely to end in PDO. The higher percentage of PDO crashes correlates with the higher percentage of sideswipe and rear end crashes throughout the entire area of influence, as seen in **Figure 11**.

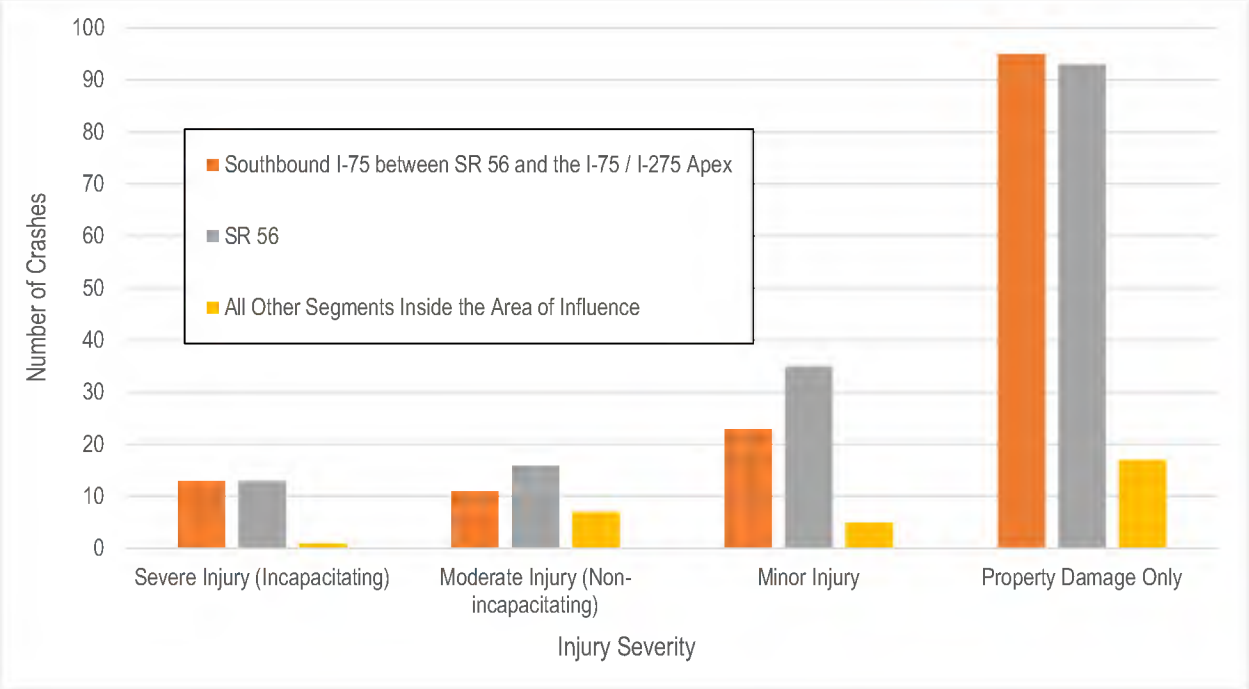

Figure 11: Five Year (2015 – 2019) Crash Severity

The crash types and crash locations for the study area are displayed on **Figure 12** through **Figure 14**. **Figure 15** through **Figure 17** displays the crash locations and denotes injury crashes versus PDO crashes.

DocuSign Envelope ID: 00F7F873-2213-453E-A7D6-7A719BA1E281

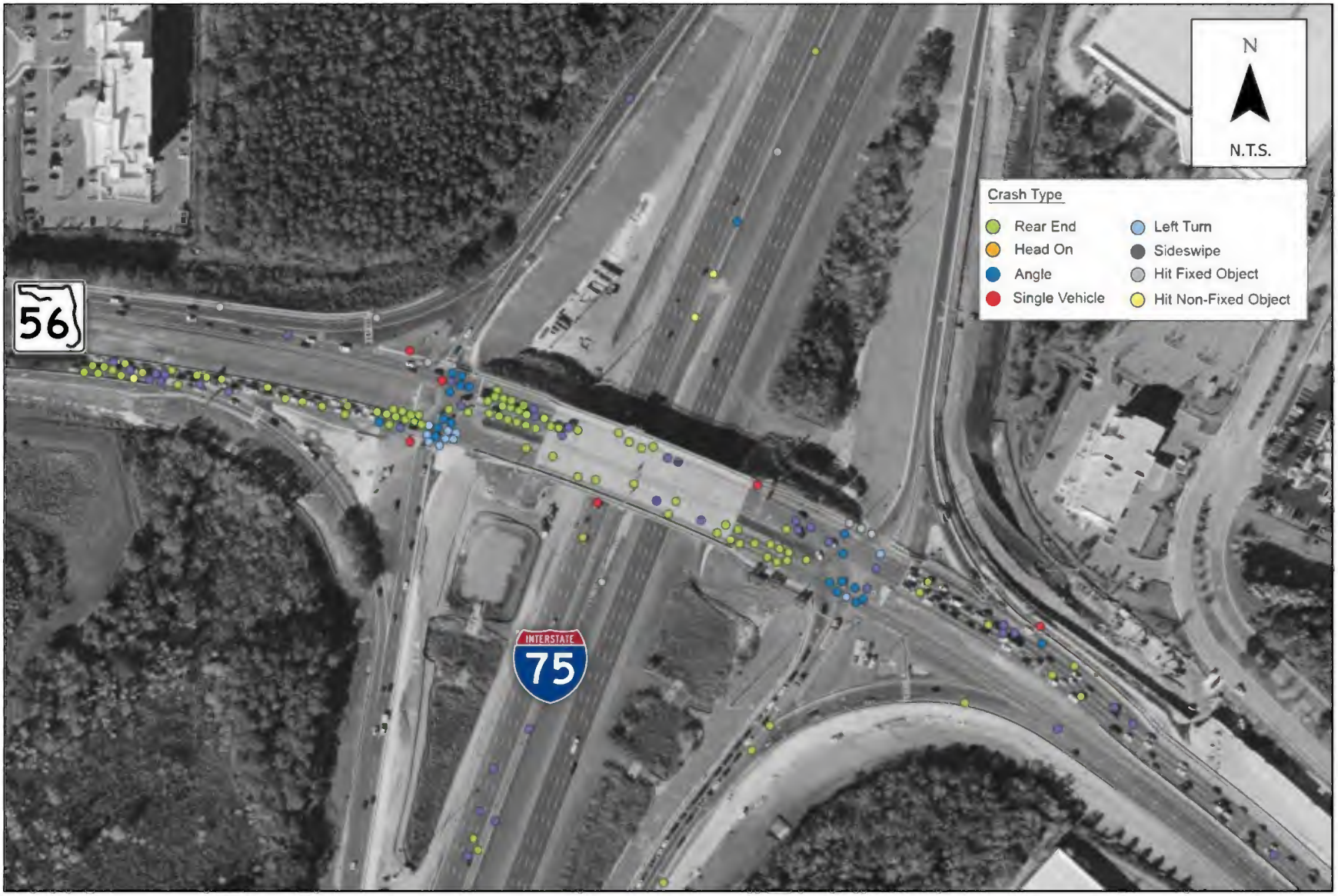

Figure 12: Five Year (2015 – 2019) I-75 at SR 56 Interchange Collision Diagram

DocuSign Envelope ID: 00F7F873-2213-453E-A7D6-7A719BA1E281

Figure 13: Five Year (2015 – 2019) Southbound I-75 South of SR 56 Collision Diagram

DocuSign Envelope ID: 00F7F873-2213-453E-A7D6-7A719BA1E281

Figure 14: Five Year (2015 – 2019) Southbound I-75 North of I-275 Collision Diagram

DocuSign Envelope ID: 00F7F873-2213-453E-A7D6-7A719BA1E281

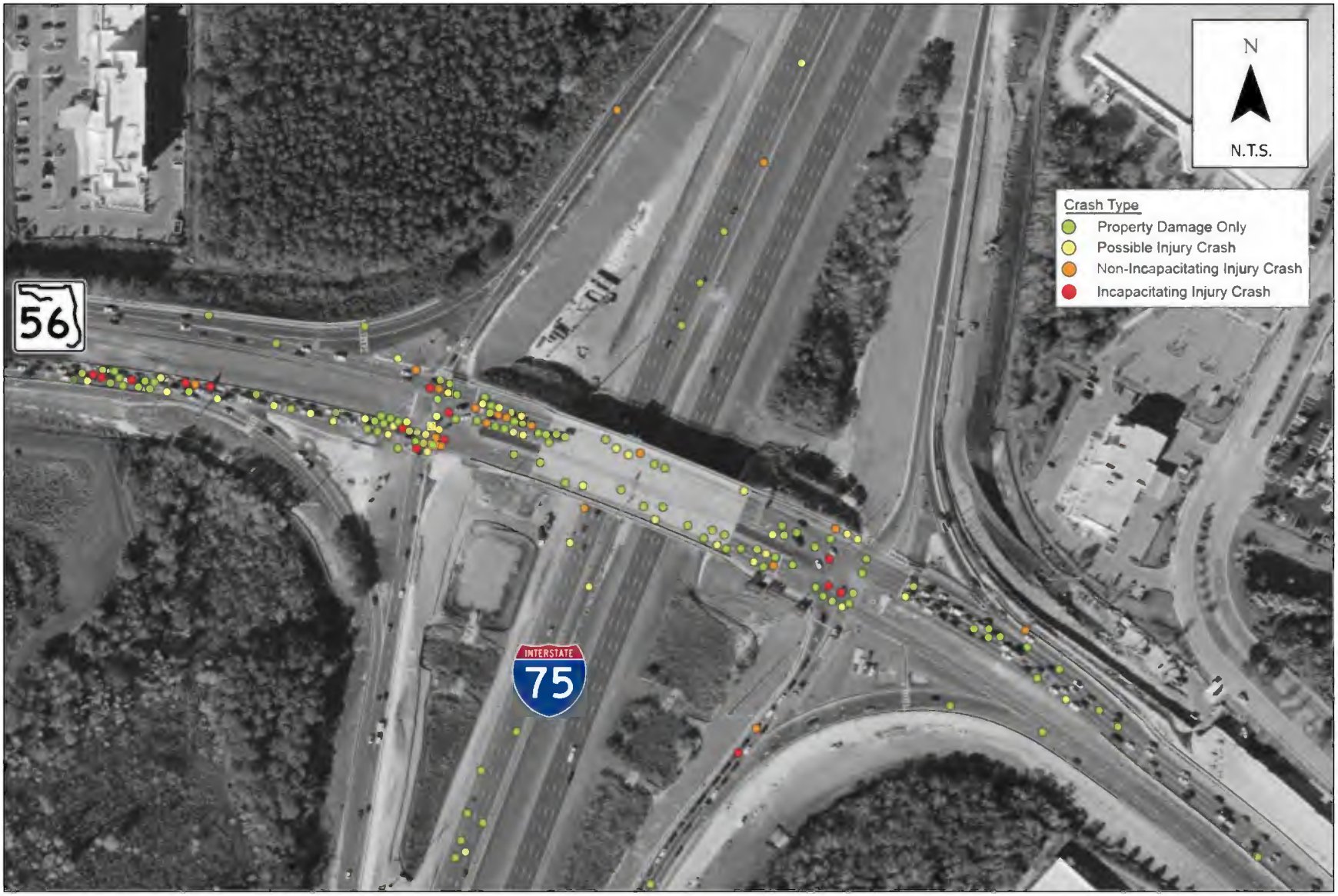

Figure 15: Five Year (2015 – 2019) I-75 at SR 56 Interchange Injury Crash Locations

DocuSign Envelope ID: 00F7F873-2213-453E-A7D6-7A719BA1E281

Figure 16: Five Year (2015 – 2019) Southbound I-75 South of SR 56 Injury Crash Locations

DocuSign Envelope ID: 00F7F873-2213-453E-A7D6-7A719BA1E281

Figure 17: Five Year (2015 – 2019) Southbound I-75 North of I-275 Injury Crash Locations

DocuSign Envelope ID: 00F7F873-2213-453E-A7D6-7A719BA1E281

4.2.2 Economic Loss

Monetary estimates of property damage and economic loss due to injury or a fatality were calculated using average unit costs from the United States Department of Transportation (USDOT)/FHWA KABCO (K-Fatal; A-Incapacitating injury; B-Non incapacitating injury; C-Possible injury; and O-No injury) injury classification scale. FDOT's CAR Online provides unit costs for calculating the cost of crashes and injuries. Based on these unit costs, that are documented in Table 122.6.2 of the FDOT Design Manual (FDM), the crashes in the area of influence during the five-year period from 2015-2019 resulted in an estimated economic loss of approximately $38.2 million, as shown in **Table 10**.

Table 10: Estimated Economic Loss from Crashes (2015 – 2019) for the Area of Influence

Crash Severity	CARS Crash Cos	Number of Crashes	Economic Loss
Fatal	$10,890,000	0	$0
Severe Injury (Incapacitating)	$888,030	27	$23,976,810
Moderate Injury (Non-incapacitating)	$180,180	34	$6,126,120
Minor Injury	$103,950	63	$6,548,850
Property Damage Only	$7,700	205	$1,578,500
Total		**329**	**$38,230,280**

[1]Source: Table 122.6.2 of the FDM, dated January 1, 2022.

Table 11 and **Table 12** display the estimated economic loss in the five-year period from 2015 to 2019 due to crashes on southbound I-75 between the SR 56 on-ramp to the I-75/I-275 major diverge and at the SR 56 ramp terminal intersections, respectively. These two locations have been singled out to provide further detail on the highest crash locations within the area of influence for this IMR. Of the estimated $38.2 million lost due to crashes in the area of influence, crashes at these two high crash locations accounted for $35.4 million.

Table 11: Estimated Economic Loss from Crashes (2015 – 2019) for Southbound I-75 Between the SR 56 On-Ramp and the I-75/I-275 Major Diverge

Crash Severity	CARS Crash Cost[1]	Number of Crashes	Economic Loss
Fatal	$10,890,000	0	$0
Severe Injury (Incapacitating)	$888,030	13	$11,544,390
Moderate Injury (Non-incapacitating)	$180,180	11	$1,981,980
Minor Injury	$103,950	23	$2,390,850
Property Damage Only	$7,700	95	$731,500
Total		**142**	**$16,648,720**

[1]Source: Table 122.6.2 of the FDM, dated January 1, 2022.

Table 12: Estimated Economic Loss from Crashes (2015 – 2019) for the SR 56 Ramp Terminal Intersections

Crash Severity	CARS Crash Cost[1]	Number of Crashes	Economic Loss
Fatal	$10,890,000	0	$0
Severe Injury (Incapacitating)	$888,030	13	$11,544,390
Moderate Injury (Non-incapacitating)	$180,180	16	$2,882,880
Minor Injury	$103,950	35	$3,638,250
Property Damage Only	$7,700	93	$716,100
Total		**157**	**$18,781,620**

[1]Source: Table 122.6.2 of the FDM, dated January 1, 2022.

DocuSign Envelope ID: 00F7F873-2213-453E-A7D6-7A719BA1E281

5.0 *Travel Demand Forecasting*

Travel demand forecasts were prepared for the southbound I-75 from SR 56 to I-275/I-75 Apex IMR to: identify the future transportation needs within the study area, define the lane geometry improvements required to meet LOS targets, and quantify the operational and safety benefit of implementing the proposed Build Alternative relative to the No Build Alternative. In order to ensure consistency with the ongoing SR 56 Southbound C-D Road PD&E Study, the IMR's traffic forecasts were extracted from the travel demand projections for this PD&E Study. The process for developing traffic forecasts followed the FDOT's *2019 Project Traffic Forecasting Handbook* and the *Project Traffic Forecasting Procedure Topic No. 525-030-120*. The travel demand forecasting analysis years in the SR 56 Southbound C-D Road PD&E Study included Base Year (2015) and Horizon Year (2045). The methodology and procedures employed in the PD&E Study to develop traffic forecasts for this IMR are generally described in the following sections.

5.1 Selected Travel Demand Model

Traffic forecasts for SR 56 Southbound C-D Road PD&E Study and IMR were developed using the Tampa Bay Regional Planning Model (TBRPM) Version 9.1, with base year 2015 and horizon year 2045. The TBRPM base year (2015) model was validated at a regional level to ensure that the model replicated the counts within the study area. The TBRPM base year (2015) validation model was checked for reasonableness. The guidelines of the FDOT's *Project Traffic Forecasting Handbook* were used as the criteria for evaluating model validity. Model Output Conversion Factors (MOCFs) were applied to convert Peak Season Weekday Average Daily Traffic (PSWADT) obtained from the TBRPM to arrive at AADTs for base year 2015 and horizon year 2045. A model growth rate was then determined for the study area using the 2015 and 2045 model AADTs.

The model growth rate was compared to the linear regression of historical FTO traffic count data for multiple count stations within the study area, a review of socio-economic zonal data (i.e., employment and population) for traffic analysis zones (TAZs) within the study area, and previously used growth rates from the I-75 at SR 56 Interchange Operational Analysis Report (IOAR). An average two percent compounded growth rate was established for the study area, with a one percent compounded growth rate for the south oriented ramps from/to I-75 at SR 56.

5.2 Design Year (2050) No Build and Build Alternatives Daily Traffic Volumes

The traffic forecasts developed for this IMR were derived through compound annual growth extrapolation of the 2019 and 2045 PD&E Study AADTs to obtain design year (2050) AADTs. **Figure 18** and **Figure 19** graphically illustrate the design year (2050) AADT volumes for the No Build Alternative (without southbound C-D road) and Build Alternative (with southbound C-D road), respectively.

5.3 Design Year (2050) Design Hour Traffic Volumes

After design year (2050) AADTs were developed for this IMR, the recommended K and D factors (as provided in **Table 2**) were applied to the AADTs to derive DDHVs. The future peak direction of traffic flow followed existing traffic conditions. In general, the peak direction of traffic flow in the AM peak period is southbound on I-75, while the peak direction of traffic flow in the PM peak period is northbound on I-75. The design hour AM and PM peak turning movement volumes were developed by applying the existing turning movement percentages to the DDHVs. A manual smoothing process was employed to ensure that traffic volumes balanced between successive intersections on SR 56 where there is no access. **Figure 20** and **Figure 21** graphically illustrate the design year (2050) AM and PM peak hour

DocuSign Envelope ID: 00F7F873-2213-453E-A7D6-7A719BA1E281

turning movement volumes for the No Build Alternative (without southbound C-D road) and Build Alternative (with southbound C-D road), respectively. These traffic forecasts incorporate Hillsborough and Pasco County's assumptions for the anticipated growth in land development within the southbound I-75 from SR 56 to the I-275/I-75 Apex study area.

5.4 Opening Year (2030) No Build and Build Alternatives Traffic Volumes

In addition to the development of traffic forecasts for the design year (2050), opening year (2030) traffic volumes were estimated to assess a level of operational benefit of the proposed modifications to southbound I-75 from SR 56 to the I-275/I-75 Apex for the anticipated year of opening (2030). Opening year (2030) traffic forecasts for southbound I-75 from SR 56 to the I-275/I-75 Apex were developed by performing compound annual growth interpolation of the design year (2050) traffic forecasts and existing year (2021) traffic volumes. **Figure 22** through **Figure 25** graphically illustrate the opening year (2030) AADT and AM and PM peak hour turning movement volumes for the No Build Alternative (without southbound C-D road) and Build Alternative (with southbound C-D road), respectively.

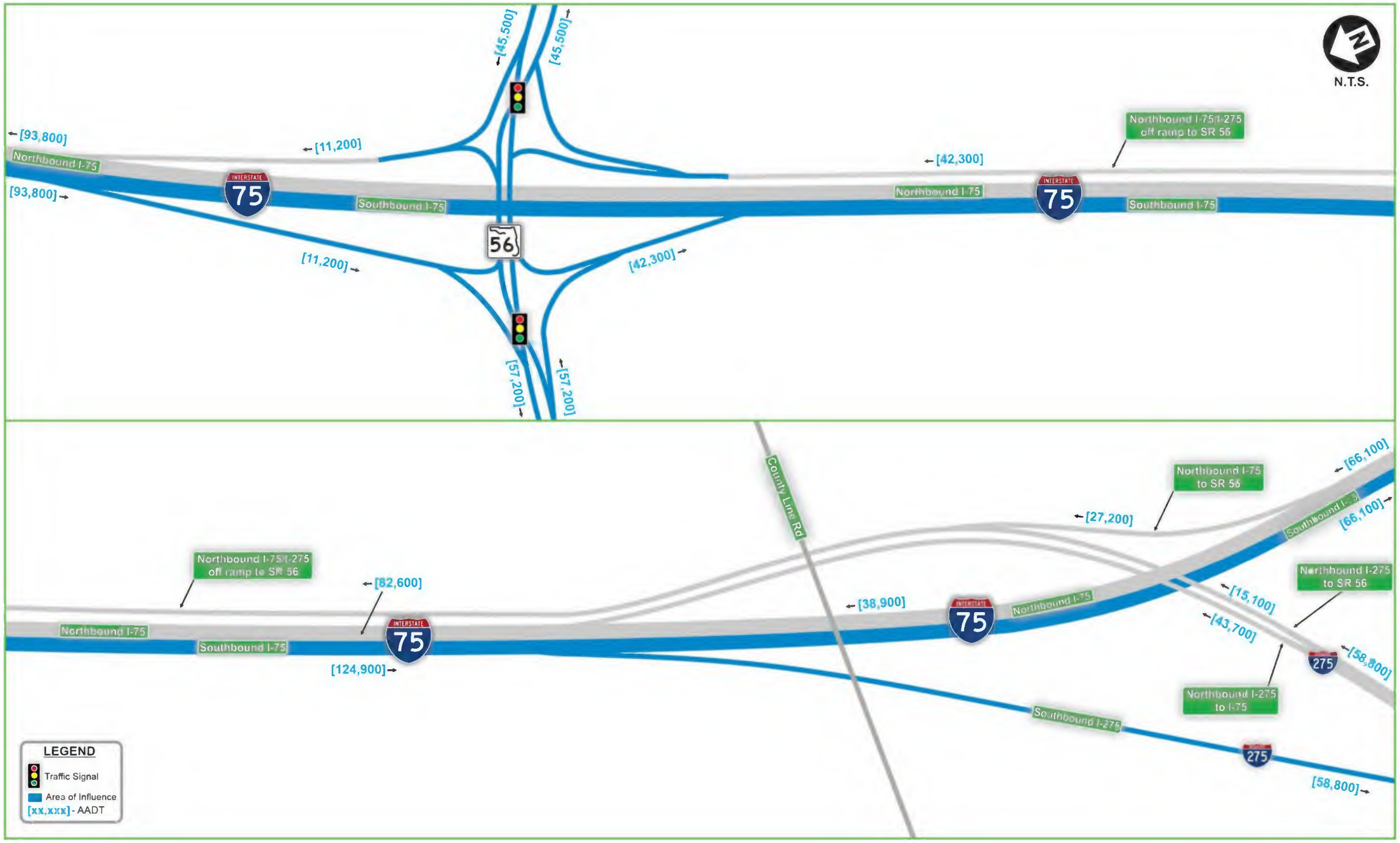

Figure 18: Design Year (2050) No Build Alternative AADT Volumes

DocuSign Envelope ID: 00F7F873-2213-453E-A7D6-7A719BA1E281

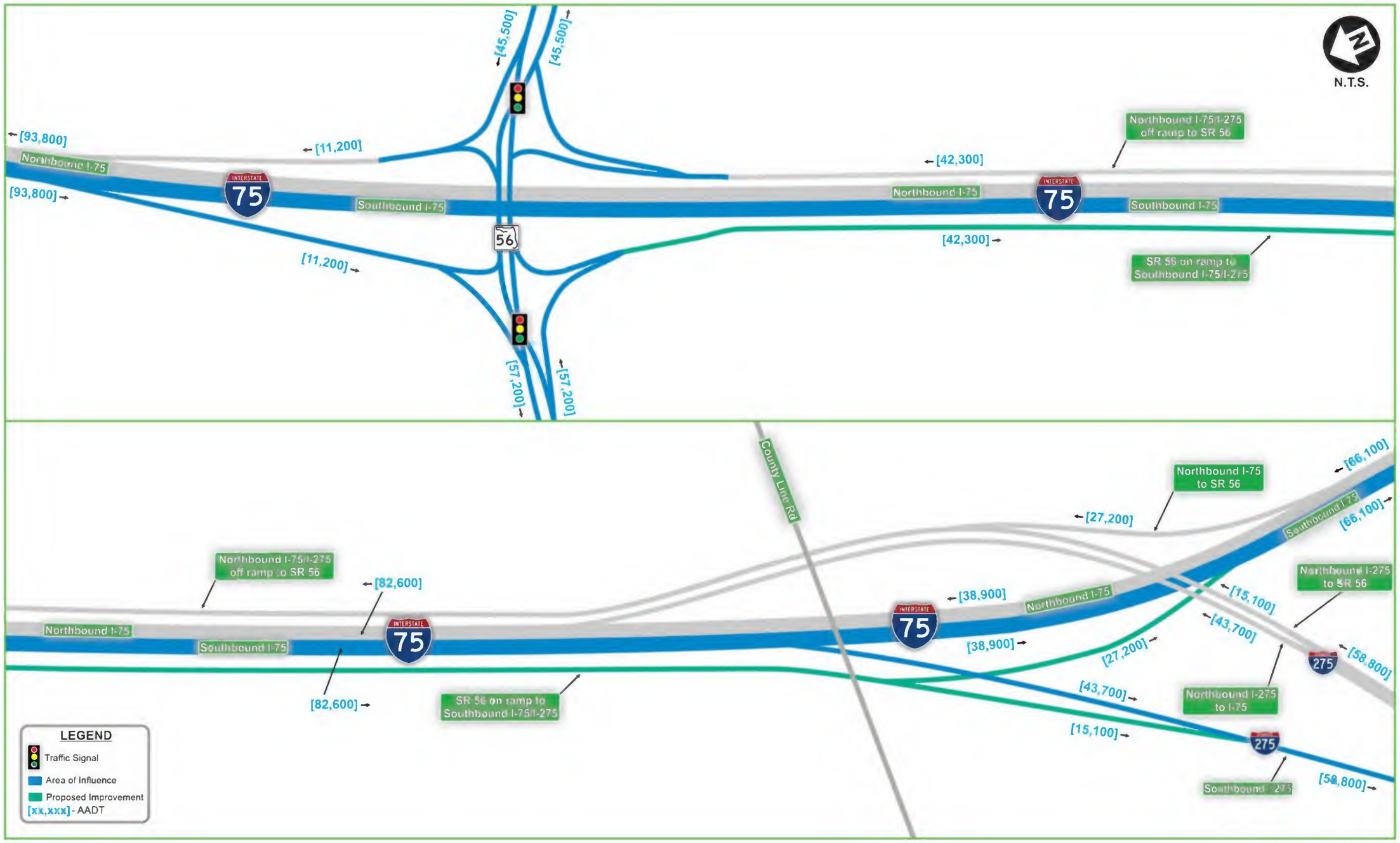

Figure 19: Design Year (2050) Build Alternative AADT Volumes

DocuSign Envelope ID: 00F7F873-2213-453E-A7D6-7A719BA1E281

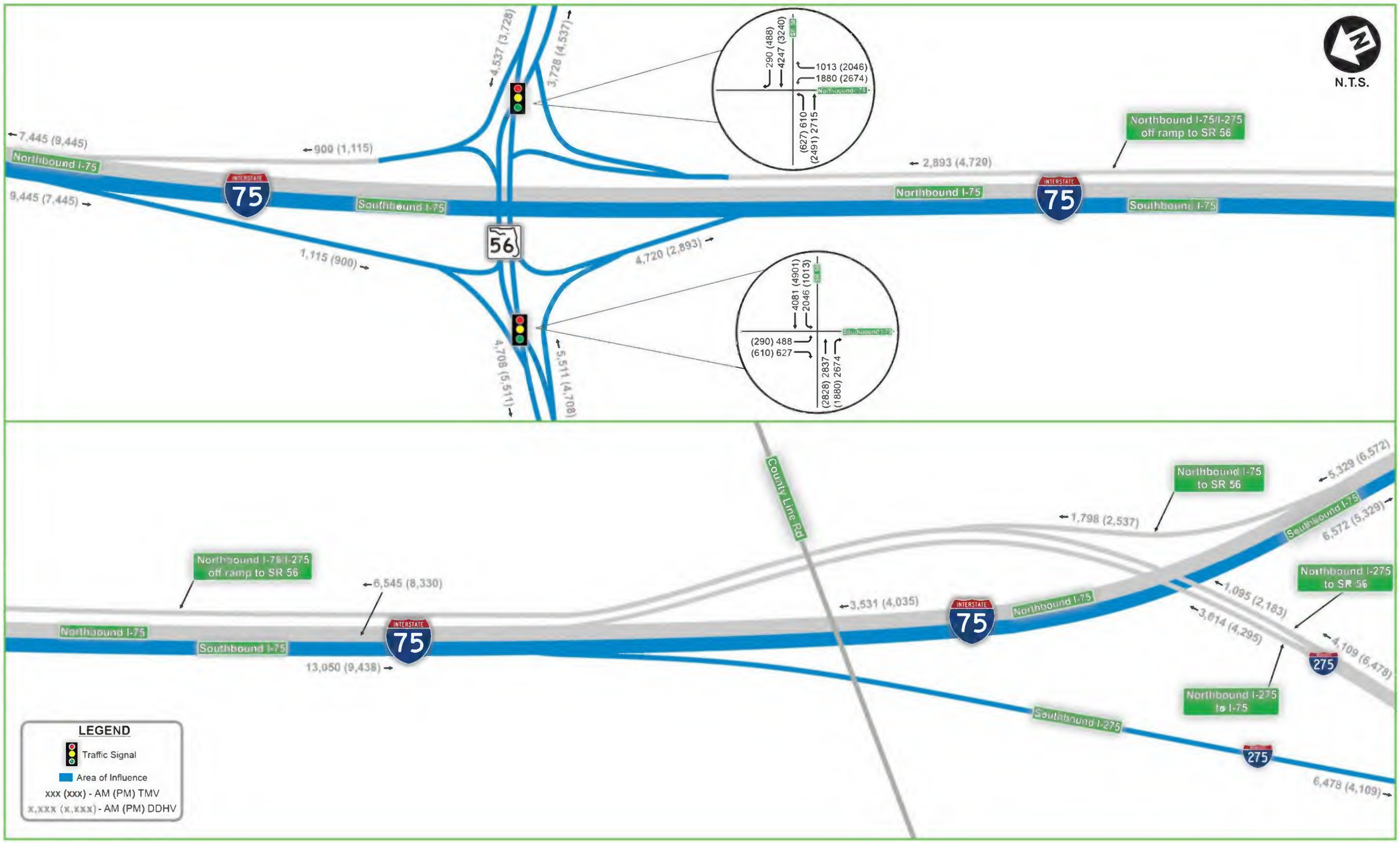

Figure 20: Design Year (2050) No Build Alternative AM and PM Peak Hour Turning Movement Volumes

DocuSign Envelope ID: 00F7F873-2213-453E-A7D6-7A719BA1E281

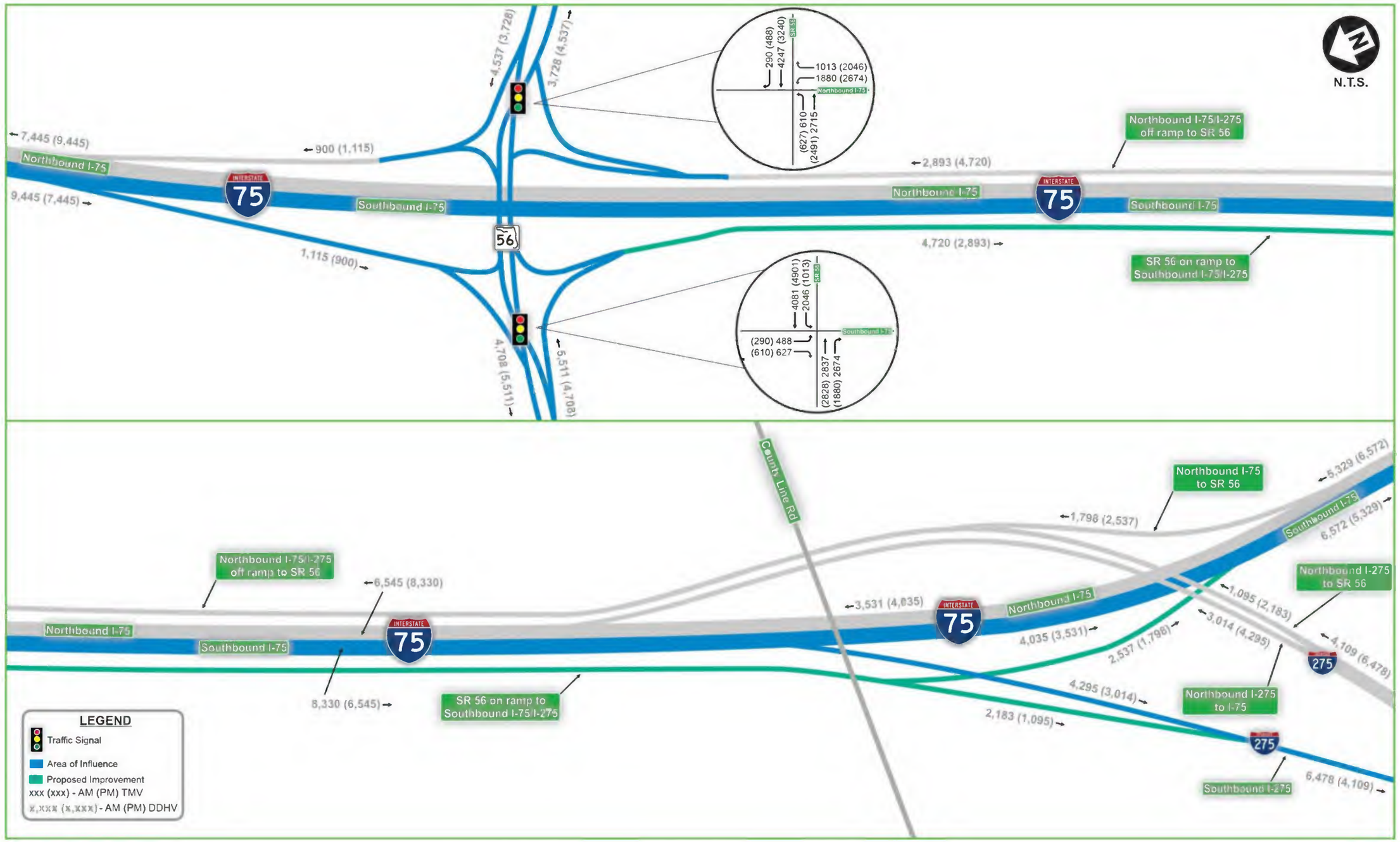

Figure 21: Design Year (2050) Build Alternative AM and PM Peak Hour Turning Movement Volumes

DocuSign Envelope ID: 00F7F873-2213-453E-A7D6-7A719BA1E281

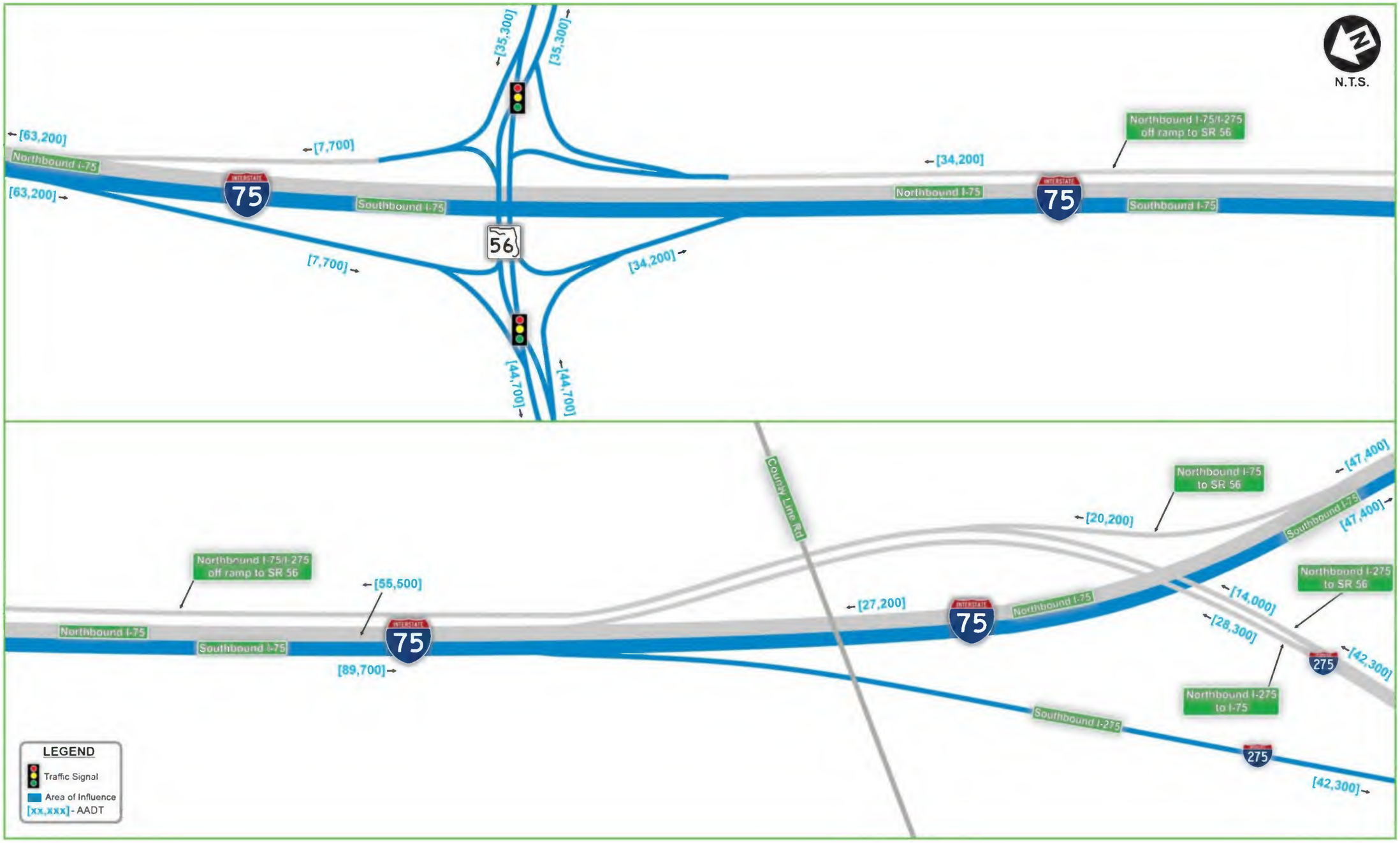

Figure 22: Opening Year (2030) No Build Alternative AADT Volumes

DocuSign Envelope ID: 00F7F873-2213-453E-A7D6-7A719BA1E281

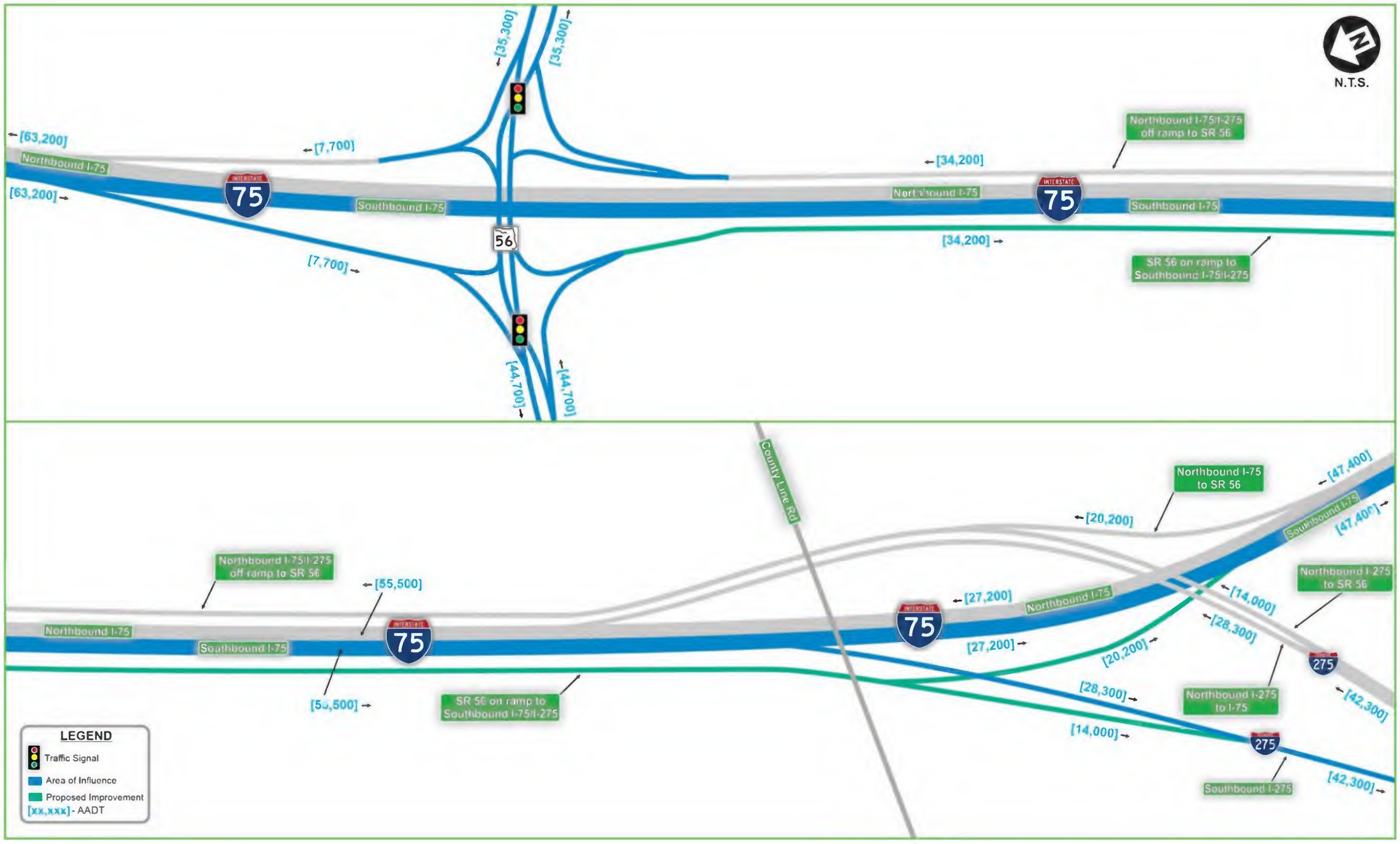

Figure 23: Opening Year (2030) Build Alternative AADT Volumes

DocuSign Envelope ID: 00F7F873-2213-453E-A7D6-7A719BA1E281

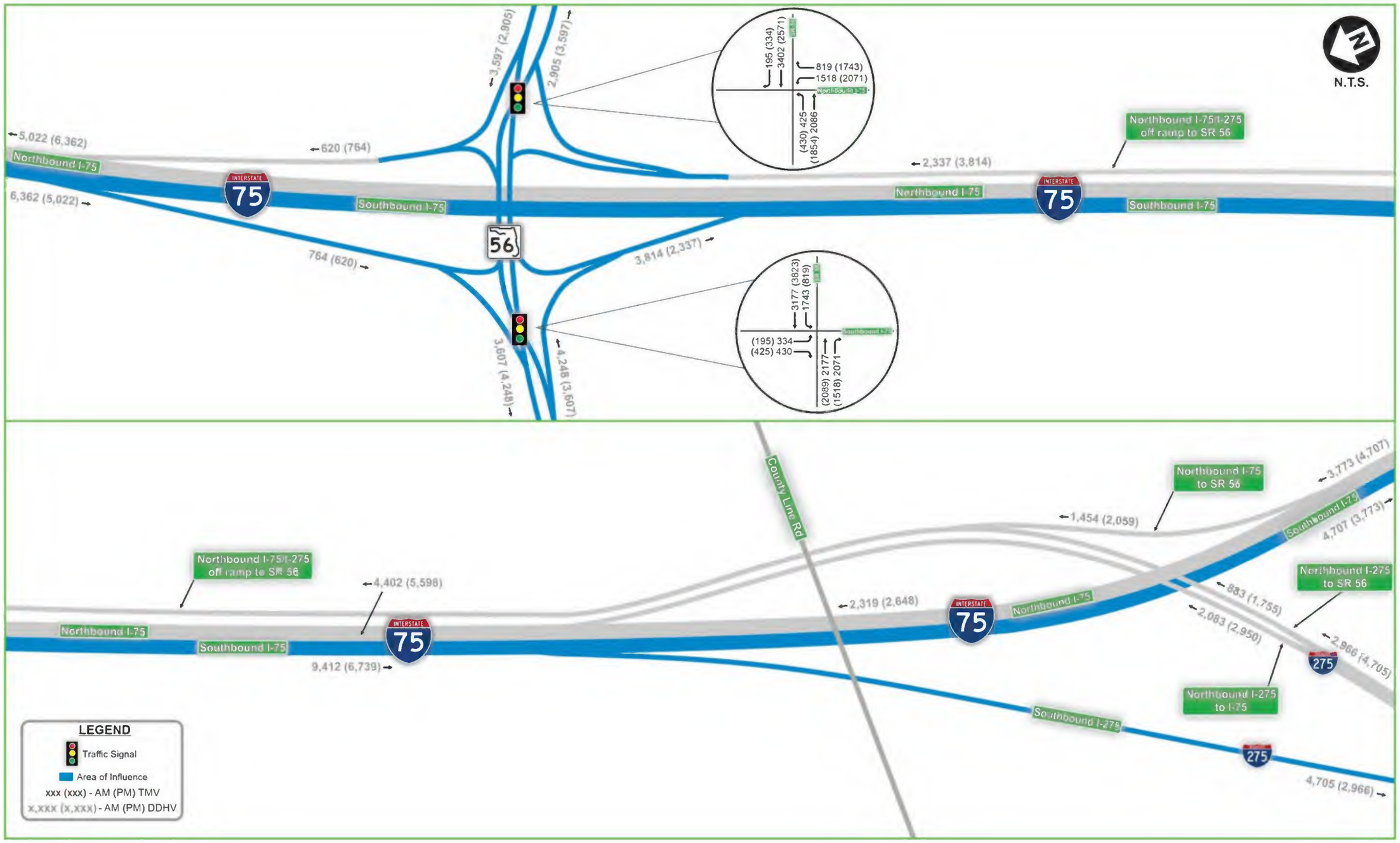

Figure 24: Opening Year (2030) No Build Alternative AM and PM Peak Hour Turning Movement Volumes

DocuSign Envelope ID: 00F7F873-2213-453E-A7D6-7A719BA1E281

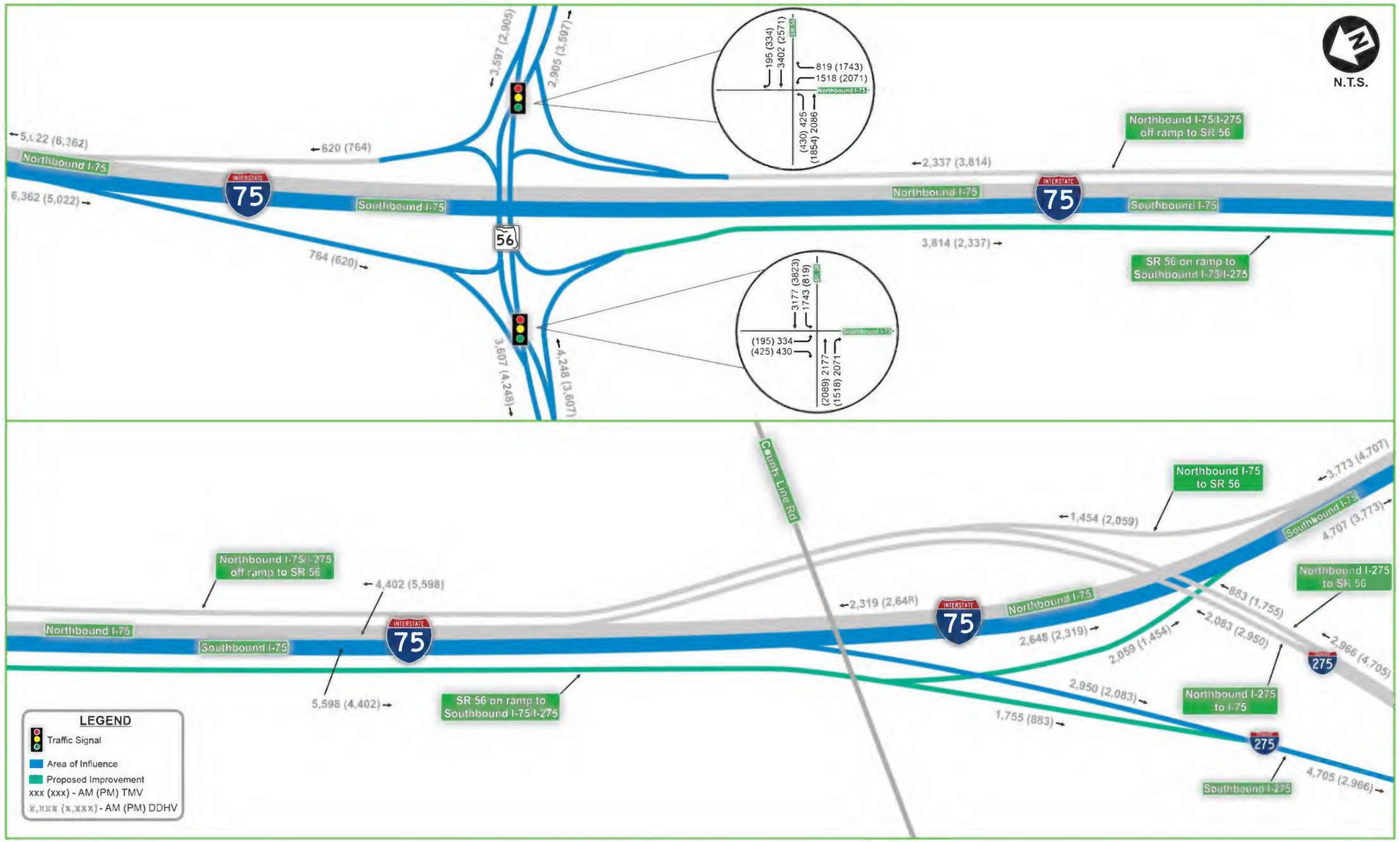

Figure 25: Opening Year (2030) Build Alternative AM and PM Peak Hour Turning Movement Volumes

DocuSign Envelope ID: 00F7F873-2213-453E-A7D6-7A719BA1E281

6.0 *Proposed Alternatives*

Two alternatives have been developed and analyzed for the southbound I-75 from SR 56 to the I-275/I-75 Apex IMR, a No Build and a Build Alternative, and are described in further detail below.

6.1 No Build Alternative

The No Build Alternative generally consists of maintaining the existing year (2021) lane geometry along southbound I-75 from SR 56 to the I-275/I-75 Apex, with the exception that the I-75 at SR 56 interchange will be a DDI. The final design plans for the I-75 at SR 56 Interchange DDI can be found in **Appendix F**. Construction is currently underway to reconfigure the current diamond interchange at I-75 at SR 56 to a DDI (FPID: 430573-1-52-01) and has an estimated completion of 2022.

The benefit of the No Build Alternative is that there are no additional costs or social, environmental, or physical impacts associated with maintaining the existing lane geometry along southbound I-75. However, it is anticipated that any existing operational and safety deficiencies would be further exacerbated with increasing levels of future traffic demand. As such, the purpose and the need for the project may not be met with the No Build Alternative unless improvements are made to southbound I-75 from SR 56 to the I-275/I-75 Apex. **Figure 26** provides a graphical depiction of the lane geometry assumed for the No Build Alternative.

6.2 Build Alternative Considerations

Various Build Alternative options were considered for this IMR. The following sections provide discussion on the Alternative options that were considered and screened to arrive at the recommended Build Alternative.

6.2.1 Transportation Systems Management and Operations (TSM&O)

TSM&O is an integrated program to optimize the performance of existing infrastructure through implementation of systems, services, and projects to preserve capacity and improve the security, safety, and reliability of our transportation system. TSM&O alternatives are relatively low-cost approaches that can satisfy the traffic needs without having to construct or modify an interchange. For purposes of this IMR, a TSM&O alternative would not adequately accommodate forecasted traffic volumes within the area of influence. Therefore, a TSM&O alternative is not considered a viable option for this IMR.

6.2.2 Multimodal Accommodations

Currently, marked crosswalks are provided at the I-75 at SR 56 interchange in the east-west direction, with sidewalks on the north and south sides of SR 56. Bike lanes are also provided through the interchange. Pedestrian and bicycle accommodations will continue to be provided along both sides of SR 56 under the DDI configuration.

Within the area of influence, Pasco County Public Transport (GoPasco) Route 54 currently runs along SR 56, providing access from Universal Plaza to Zephyrhills Downtown, the Wiregrass Park & Ride lot, and the Pasco-Hernando State College (PHSC) Porter Campus. Service for Route 54 is provided on weekdays and weekends from approximately 5:30 AM to 7:00 PM.

The Build Alternative does not propose any additional multimodal accommodations than are currently present and planned for in the new DDI configuration at the I-75 at SR 56 interchange.

DocuSign Envelope ID: 00F7F873-2213-453E-A7D6-7A719BA1E281

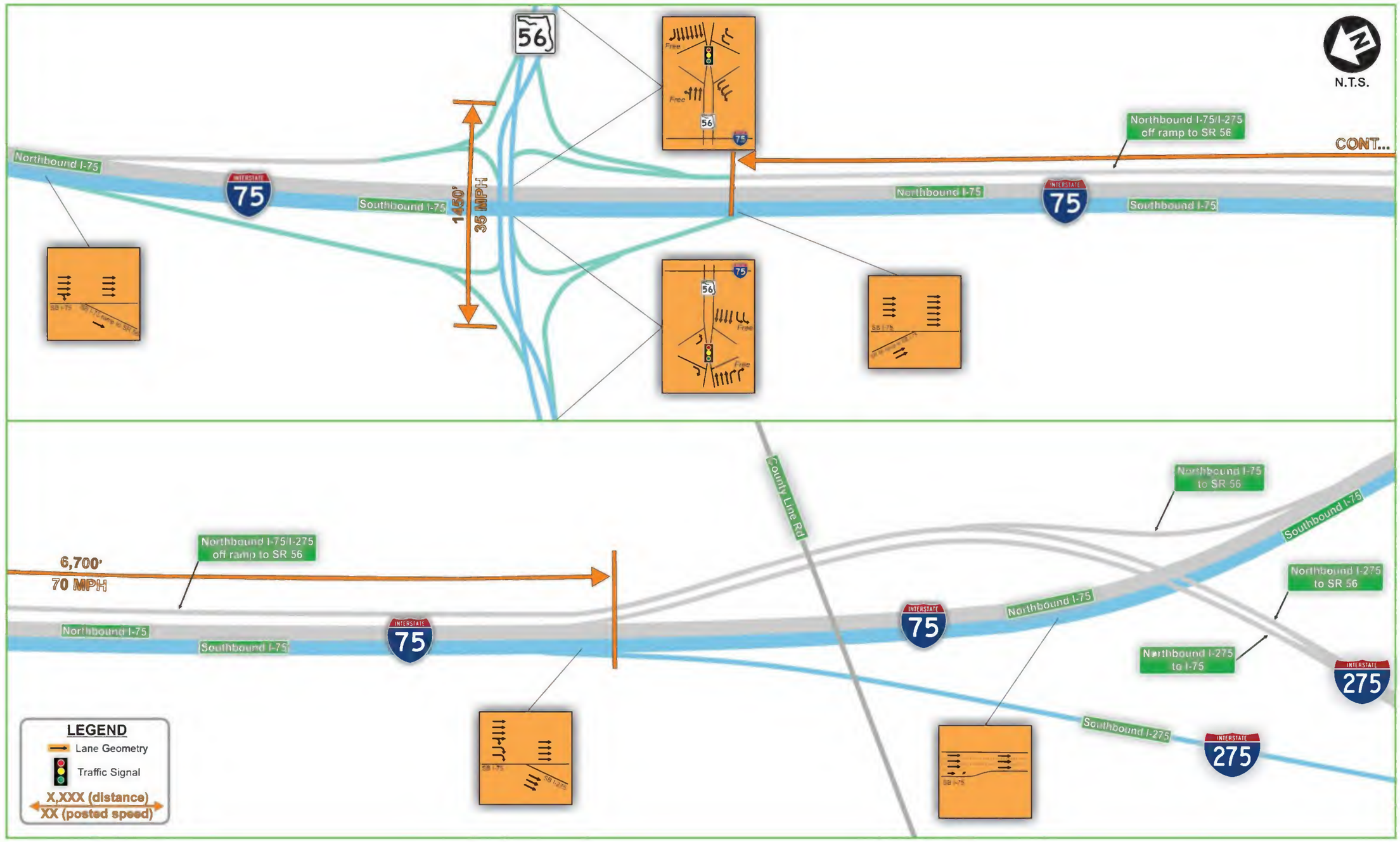

Figure 26: No Build Alternative Lane Geometry and Traffic Control

DocuSign Envelope ID: 00F7F873-2213-453E-A7D6-7A719BA1E281

6.2.3 Collector-Distributor (C-D) Road Alternatives

The feasibility of implementing a southbound I-75 C-D road from SR 56 to the I-275/I-75 Apex was originally evaluated in 2013, concurrent with the evaluation of the I-75 at SR 56 DDI. During this initial planning phase, the I-75 at SR 56 DDI was considered a high-priority Phase 1 improvement because there was an acute need to provide additional roadway capacity at the highly congested existing diamond interchange, and the proposed southbound I-75 C-D road was considered a lesser-priority Phase 2 improvement that could be constructed at a later date when funds became available. The proposed southbound I-75 C-D road was intended to complement the existing northbound I-75 C-D road which eliminates unsafe/high-speed vehicle weaving movements on I-75 between I-275 and SR 56. The need for the Phase 2 improvement was predicated on the notion that the I-75 at SR 56 DDI would process higher volumes of traffic onto the southbound I-75 on ramp at a more efficient rate than the existing diamond interchange. The higher amount of traffic volumes entering southbound I-75 from SR 56 could cause operational concerns and safety to deteriorate since the portion of southbound I-75 from SR 56 to I-275 is a vehicle weaving section. To counter the potential decrease in operations and safety, a feasibility study evaluated the ROW and construction cost impacts of implementing two alternative conceptual designs for the proposed C-D road.

Appendix G provides a copy of the conceptual design alternatives previously evaluated under the feasibility study in 2013. Both of these designs provide a C-D road on the west side of southbound I-75 that grade separates the movement from SR 56 to southbound I-75 over the movement from southbound I-75 to southbound I-275. The primary difference between the designs is that Alternative 1 has the grade-separated ramp occurring north of County Line Road and Alternative 2 has the grade separation occurring south of County Line Road. Depending on the location of the grade separation, there were differences in ROW impacts and construction costs, especially associated with the widening of the existing structures and providing new bridges to/from the grade separation. Following the feasibility study, FDOT District 7 initiated the current SR 56 Southbound C-D Road/Ramps to I-75/I-275 PD&E Study (WPID: 430573-4) to evaluate an optimum configuration for the southbound I-75 C-D road that reduces engineering, environmental, and cost impacts.

Through the alternatives analysis of the SR 56 Southbound C-D Road PD&E Study, it was determined that maintaining the SR 56 to southbound I-75 movement at grade and grade separating the southbound I-75 to southbound I-275 movement over the C-D road would minimize engineering, environmental, and cost impacts. This IMR documents the safety and operational analysis of the PD&E Study's Recommended Build Alternative, described in **Section 6.2.5** below.

6.2.4 Collector-Distributor (C-D) Road Design Refinements

The SR 56 Southbound C-D Road PD&E Study's initial Build Alternative provided for a single lane entrance onto southbound I-75 from the SR 56 C-D road. An analysis of the highway capacity for this movement, conducted as part of this IMR, shows that the subject southbound I-75 on ramp will need to be widened to two lanes to meet target LOS in the design year (2050). During the development of the IMR, the PD&E Study's Build Alternative concept was modified to provide two lanes onto southbound I-75 from the SR 56 C-D road. Constructing two lanes on the southbound I-75 on ramp from the SR 56 C-D road would require the slope pavement of the western end bent of the northbound I-275 to northbound I-75 bridge structure (Structure Number 100411) to be cut back and a retaining wall provided to allow two lanes of travel beneath the bridge, with the ramp lanes occurring between the western end bent and the first bridge pier. **Figure 27** illustrates the proposed modification of the end bent to accommodate the proposed two-lane C-D ramp. A design exception for shoulder width will need to be approved to allow for five-ft inside and outside shoulders to be constructed and a design variation for curve length will need to be approved for an 835-ft long curve at normal crown as part of the proposed two-lane ramp design.

DocuSign Envelope ID: 00F7F873-2213-453E-A7D6-7A719BA1E281

Figure 27: Build Alternative Lane Geometry and Traffic Control

6.2.5 Recommended Build Alternative

FDOT District Seven proposes to modify southbound I-75 from SR 56 to the I-275/I-75 Apex to alleviate existing traffic congestion, improve safety, and provide the necessary roadway capacity to allow for future growth and economic development within the study area. The Build Alternative consists of modifying the lane geometry of southbound I-75 from SR 56 to the I-275/I-75 Apex as follows:

- Providing a three-lane C-D road parallel to southbound I-75 that is fed by the SR 56 southbound on ramp. The three-lane C-D road would run from SR 56 to south of the Hillsborough and Pasco County line, at which point two lanes would be provided in each direction to southbound I-75 and southbound I-275. The center lane of the three-lane C-D road would be a choice lane. The southbound I-275 on ramp, south of the C-D road diverge, would merge down to one lane before merging onto the southbound I-275 mainline. The southbound I-75 on ramp would remain two lanes through the gore on the southbound I-75 mainline, at which point both lanes would merge into the mainline; and
- Restriping the southbound I-75 mainline south of SR 56 such that the two existing auxiliary lanes from SR 56 to I-275 would instead be developed on the right side of the mainline with a taper, and then dropped into the I-275 off ramp.

Figure 28 provides a graphical depiction of the lane geometry assumed for the recommended Build Alternative. A conceptual roadway design plan and cost estimates for the recommended Build Alternative can be found in **Appendix H**. The estimated cost for ROW, wetlands mitigation, and construction of the recommended Build Alternative is $93.3 million.

DocuSign Envelope ID: 00F7F873-2213-453E-A7D6-7A719BA1E281

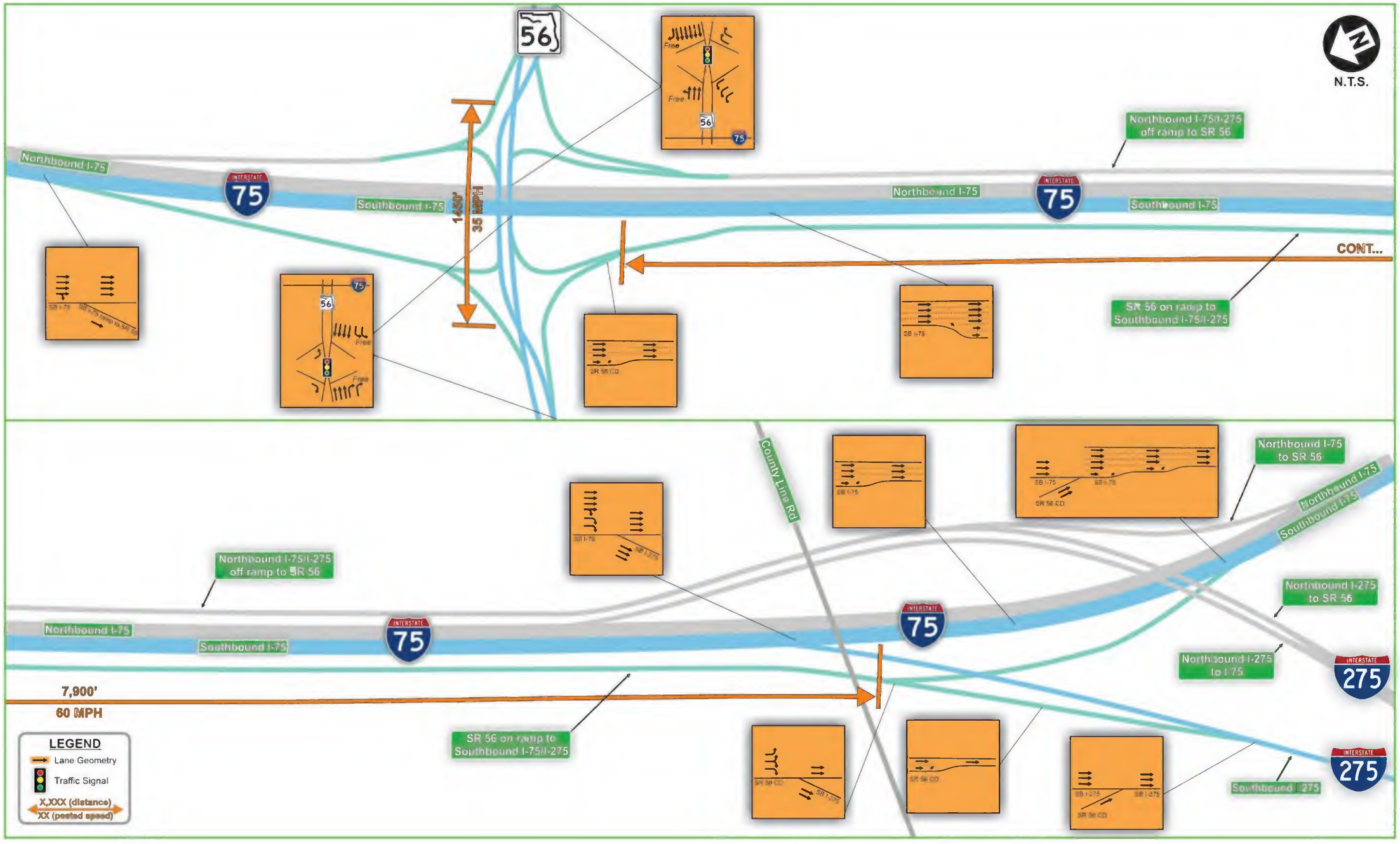

Figure 28: Build Alternative Lane Geometry and Traffic Control

DocuSign Envelope ID: 00F7F873-2213-453E-A7D6-7A719BA1E281

7.0 *Future Traffic Operational Analysis*

The following section summarizes the results of the analyses conducted to evaluate the future traffic operations of southbound I-75 from SR 56 to the I-275/I-75 Apex with and without the proposed improvements for this IMR. The key MOEs are summarized for the basic freeway segments, ramp merge/diverge areas, the I-75 ramps, intersection delay, and vehicle queue length.

Signal phase settings from the currently operating DDI were used for the No Build and Build Alternative analyses. **Appendix D** includes the signal timing information for the DDI provided by Pasco County. However, signal split times were adjusted to best accommodate the future demand traffic since the signal split times are continuing to be adjusted through the current maintenance of traffic (MOT) phase and have yet to be finalized.

7.1 Opening Year (2030) Traffic Operational Analysis

An analysis of the future traffic operations along southbound I-75 from SR 56 to the I-275/I-75 Apex was conducted to evaluate the No Build and Build Alternatives at the opening year (2030) of the proposed improvements.

7.1.1 No Build Alternative

The No Build Alternative maintains the existing roadway geometric and traffic control features of southbound I-75 and contains the new DDI at the I-75 at SR 56 interchange. Analysis results for the opening year (2030) No Build Alternative can be found in **Appendix I**.

7.1.1.1 Southbound I-75 Basic Freeway Segments and Ramp Merge/Diverge Areas

The CORSIM microsimulation results of the evaluation of southbound I-75 basic freeway segments and ramp merge/diverge areas for the AM and PM peak hour periods are shown in **Table 13**. The ramp merge/diverge area of influence is 1,500 ft upstream of an off ramp and 1,500 ft downstream of an on ramp. The results of the analysis indicate that each of the basic freeway segments and ramp merge/diverge areas are anticipated to meet LOS targets (LOS D or better) by the opening year (2030). Overall, vehicle speeds are expected to decrease and densities are expected to increase along southbound I-75 as vehicle demand increases from the existing year (2021) to the opening year (2030) under the No Build condition. However, the average vehicle speeds north of the SR 56 off ramp are expected to significantly increase during the AM peak hour, as compared to the existing (2021) conditions, due to the implementation of the new DDI at I-75 at SR 56. At the new I-75 at SR 56 DDI, the southbound off ramp vehicles no longer have a queue that extends for the length of the ramp. This allows the off ramp to be utilized for deceleration of vehicles at the SR 56 and southbound I-75 ramp terminal intersection and therefore decreases conflict on I-75.

DocuSign Envelope ID: 00F7F873-2213-453E-A7D6-7A719BA1E281

Table 13: Opening Year (2030) Southbound I-75 Basic Freeway Segment and Ramp Merge/Diverge Vehicle Density and LOS – No Build Alternative

Lane Geometry	Measures of Effectiveness (MOEs)	AM Peak Hour	PM Peak Hour
1 2 3 4	***North of SR 56 (Basic Freeway)***		
	Demand Volume (vph)	6,362	5,022
	Simulated Volume (vph)	6,372	5,019
	Percent Processed of Volume	100%	100%
	Speed (mph)	67.1	67.9
	Density (pcpmpl)	22.4	17.4
	LOS	C	B
1 2 3 4	***Off Ramp to SR 56 (Diverge)****		
	Demand Volume (vph)	6,362	5,022
	Simulated Volume (vph)	6,373	5,015
	Percent Processed of Volume	100%	100%
	Speed (mph)	64.8	66.2
	Density (pcpmpl)	22.2	17.1
	LOS	C	B
1 2 3 4	***Between SR 56 Off and On Ramps (Basic Freeway)***		
	Demand Volume (vph)	5,598	4,402
	Simulated Volume (vph)	5,599	4,403
	Percent Processed of Volume	100%	100%
	Speed (mph)	66.4	67.2
	Density (pcpmpl)	19.7	15.3
	LOS	C	B
1 2 3 4 5 6	***SR 56 On Ramp (Major Merge)****		
	Demand Volume (vph)	9,412	6,739
	Simulated Volume (vph)	9,263	6,716
	Percent Processed of Volume	98%	100%
	Speed (mph)	58.6	64.1
	Density (pcpmpl)	23.9	15.8
	LOS	C	B
1 2 3 4 5 6	***Between SR 56 On Ramp and I-275 Off Ramp (Basic Freeway)***		
	Demand Volume (vph)	9,412	6,739
	Simulated Volume (vph)	9,265	6,716
	Percent Processed of Volume	98%	100%
	Speed (mph)	55.8	63.0
	Density (pcpmpl)	26.0	16.6
	LOS	D	B
1 2 3 4 5 6	***Off Ramp to I-275 (Major Diverge)****		
	Demand Volume (vph)	9,412	6,739
	Simulated Volume (vph)	9,270	6,712
	Percent Processed of Volume	98%	100%
	Speed (mph)	60.1	64.9
	Density (pcpmpl)	24.1	16.1
	LOS	C	B
1 2 3 4	***South of I-275 Off Ramp (Basic Freeway – Lane Drop)***		
	Demand Volume (vph)	4,707	3,773
	Simulated Volume (vph)	4,466	3,594
	Percent Processed of Volume	95%	95%
	Speed (mph)	66.4	67.1
	Density (pcpmpl)	15.7	12.5
	LOS	B	B
1 2 3	***South of I-275 Off Ramp (Basic Freeway)***		
	Demand Volume (vph)	4,707	3,773
	Simulated Volume (vph)	4,471	3,588
	Percent Processed of Volume	95%	95%
	Speed (mph)	65.8	66.7
	Density (pcpmpl)	21.2	16.8
	LOS	C	B

*Merge segments analyze 1500 feet downstream of a merge Diverge segments analyze 1500 feet upstream of a diverge.

Congestion Level	Based on 70 mph Posted Speed
Uncongested	>=63
Lightly Congested	< 63 57
Moderately Congested	< 57 - 45
Heavily Congested	< 45

Source: Adopted from Table 9-12 Congestion Level Thresholds of the FDOT Traffic Analysis Handbook, May 2021

DocuSign Envelope ID: 00F7F873-2213-453E-A7D6-7A719BA1E281

7.1.1.2 I-75 Ramp Capacity Check

A highway capacity check of the I-75 on and off ramps at SR 56 was performed to compare the opening year (2030) ramp volumes shown in **Figure 24** with the capacity thresholds defined in Exhibit 14-12 of the *HCM, 6th Edition*. **Table 14** shows the opening year (2030) volume-to-capacity ratios for each ramp at the I-75 at SR 56 interchange. The results of the capacity check show that each of the ramps is expected to operate under capacity.

Table 14: Opening Year (2030) I-75 Ramp Capacity Check – No Build Alternative

Location	Number of Lanes	Ramp Free Flow Speed (mph)	Capacity (veh/hr)	AM Peak Hour		PM Peak Hour	
				Volume (veh/hr)	Volume to Capacity Ratio	Volume (veh/hr)	Volume to Capacity Ratio
Southbound I-75							
Off Ramp to SR 56	1	50	2,100	764	0.36	620	0.30
On Ramp from SR 56	2	50	4,200	3,814	0.91	2,337	0.56
Northbound I-75							
C-D Off Ramp to SR 56	2	60	4,400	2,337	0.53	3,814	0.87
On Ramp from SR 56	1	50	2,100	620	0.30	764	0.36

7.1.1.3 Intersection Vehicle Delay

The intersection vehicle delay and LOS results of the I-75 ramp terminal intersections at SR 56 for the opening year (2030) are shown in **Table 15**. The results of the analysis indicate that both ramp terminal intersections are expected to operate at an overall poor LOS (LOS E or worse). However, most movements are expected to experience an average vehicle delay significantly less than the existing (2021) conditions, due to the implementation of the new DDI. The SIS Cost Feasible Plan FY 2029 to 2045 identifies a PD&E Study from north of Bruce B. Downs Boulevard to north of SR 52 that will evaluate the long-term transportation needs of the SR 56 interchange.

Table 15: Opening Year (2030) Intersection Vehicle Delay and LOS – No Build Alternative

Approach	Movement	AM Peak Hour		PM Peak Hour	
		Delay (sec/veh)	LOS	Delay (sec/veh)	LOS
SR 56 at Southbound I-75 Ramp Terminal					
Eastbound	Through	94.7	F	118.2	F
	Right*	-	-	-	-
	Approach Total	**94.7**	**F**	**118.2**	**F**
Westbound	Left*	-	-	-	-
	Through	86.6	F	137.0	F
	Approach Total	**86.6**	**F**	**137.0**	**F**
Southbound	Left	38.2	D	27.1	C
	Right	50.1	D	51.7	D
	Approach Total	**44.9**	**D**	**44.0**	**D**
Intersection Total		***84.3***	***F***	***122.2***	***F***

*Represents a free-flow movement that does not incur control delay.
Note: Level of Service (LOS) not meeting target LOS D is shown in red.

DocuSign Envelope ID: 00F7F873-2213-453E-A7D6-7A719BA1E281

Table 15 (Continued): Opening Year (2030) Intersection Vehicle Delay and LOS – No Build Alternative

Approach	Movement	AM Peak Hour		PM Peak Hour	
		Delay (sec/veh)	LOS	Delay (sec/veh)	LOS
SR 56 at Northbound I-75 Ramp Terminal					
Eastbound	Left*	-	-	-	-
	Through	61.8	E	38.8	D
	Approach Total	**61.8**	**E**	**38.8**	**D**
Westbound	Through	86.6	F	137.1	F
	Right*	-	-	-	-
	Approach Total	**86.6**	**F**	**137.1**	**F**
Northbound	Left	87.0	F	118.4	F
	Right	43.3	D	227.8	F
	Approach Total	**71.7**	**E**	**168.4**	**F**
Intersection Total		***75.5***	***E***	***129.5***	***F***

*Represents a free-flow movement that does not incur control delay.
Note: Level of Service (LOS) not meeting target LOS D is shown in red.

7.1.1.4 Intersection Vehicle Queue Lengths

The results of the evaluation of vehicle queue lengths for the I-75 ramp terminal intersections at SR 56 for the opening year (2030) are shown in **Table 16**. The available storage length provided for each movement was determined as the distance between signalized intersections, the length of the turn lane(s), or the length of the off ramp, as applicable. The results of the analysis indicate that vehicle queues of the westbound approach at the southbound I-75 ramp terminal intersection are expected to exceed the available storage and spillback into the northbound I-75 ramp terminal intersection. Additionally, the northbound right turn on the northbound I-75 off ramp is expected to exceed the available storage and spillback into the adjacent left turn lanes during the PM peak hour. This can be expected as demand through the interchange continues to increase by the opening year (2030). The SIS Cost Feasible Plan FY 2029 to 2045 identifies a PD&E Study from north of Bruce B. Downs Boulevard to north of SR 52 that will evaluate the long-term transportation needs of the SR 56 interchange.

Table 16: Opening Year (2030) Intersection Vehicle Queue Lengths – No Build Alternative

Movement	Available Storage (ft)	95th Percentile Vehicle Queue Length (ft)	
		AM Peak	PM Peak
SR 56 at Southbound I-75 Ramp Terminal			
EBT	2,435	#1,301	#1,172
EBR	2,510***	-	-
WBL	925***	-	-
WBT	1,195	#1,459	m#1,522
SBL	1,960*	412	197
SBR	1,050	557	526

*Storage length is measured as the length from the stop bar to the gore point of the I-75 mainline minus a deceleration length of 390 ft, as defined in Table 10-6 of the AASHTO A Policy on Geometric Design Highways and Streets.
***Represents a free-flow movement that does not incur control delay and vehicle queuing.
95th percentile volume exceeds capacity; queue may be longer. Queue shown is maximum after two cycles.
m Volume for 95th percentile queue is metered by upstream signal.
Vehicle queue exceeding storage shown in red.

DocuSign Envelope ID: 00F7F873-2213-453E-A7D6-7A719BA1E281

Table 16 (Continued): Opening Year (2030) Intersection Vehicle Queue Lengths – No Build Alternative

Movement	Available Storage (ft)	95th Percentile Vehicle Queue Length (ft)	
		AM Peak	PM Peak
SR 56 at Northbound I-75 Ramp Terminal			
EBL	880***	-	-
EBT	1,235	1,170	928
WBT	2,940	#1,141	#858
WBR	1,335***	-	-
NBL	9,800**	#863	#1,127
NBR	1,760	582	#1,770

**Storage length is measured as the length from the stop bar to the gore point of the I-75/I-275 merge along the C-D road.
***Represents a free-flow movement that does not incur control delay and vehicle queuing.
95th percentile volume exceeds capacity; queue may be longer. Queue shown is maximum after two cycles.
Vehicle queue exceeding storage shown in red.

7.1.2 Build Alternative

The Build Alternative includes the C-D road parallel to southbound I-75 from the SR 56 on ramp to the I-75/I-275 Apex, as well as the new DDI at the I-75 at SR 56 interchange. Analysis results for the opening year (2030) Build Alternative can be found in **Appendix J**.

7.1.2.1 Southbound I-75, C-D Road, and I-275 Basic Freeway Segments and Ramp Merge/Diverge Areas

The CORSIM microsimulation results of the evaluation of southbound I-75 basic freeway segments and ramp merge/diverge areas for the AM and PM peak hour periods are shown in **Table 17**. The ramp merge/diverge area of influence is 1,500 ft upstream of an off ramp and 1,500 ft downstream of an on ramp. The results of the analysis indicate that each of the basic freeway segments and ramp merge/diverge areas are anticipated to meet LOS targets (LOS D or better) by the opening year (2030). Overall, vehicle speeds are expected to increase and densities are expected to decrease along southbound I-75, as compared to the No Build condition. Additionally, more volume is expected to be serviced through the system.

DocuSign Envelope ID: 00F7F873-2213-453E-A7D6-7A719BA1E281

Table 17: Opening Year (2030) Southbound I-75 Basic Freeway Segment and Ramp Merge/Diverge Vehicle Density and LOS – Build Alternative

Lane Geometry	Analysis Type	AM Peak Hour	PM Peak Hour
1 2 3 4	***North of SR 56 (Basic Freeway)***		
	Demand (vph)	6,362	5,022
	Simulated (vph)	6,375	5,019
	Percent Processed	100%	100%
	Speed (mph)	67.1	68.0
	Density (pcpmpl)	22.4	17.4
	LOS	C	B
1 2 3 4	***Off Ramp to SR 56 (Ramp Diverge)****		
	Demand (vph)	6,362	5,022
	Simulated (vph)	6,378	5,018
	Percent Processed	100%	100%
	Speed (mph)	64.8	66.2
	Density (pcpmpl)	22.3	17.1
	LOS	C	B
1 2 3 4	***Between SR 56 Off Ramp and Lane Adds (Basic Freeway)***		
	Demand (vph)	5,598	4,402
	Simulated (vph)	5,632	4,410
	Percent Processed	101%	100%
	Speed (mph)	66.3	67.2
	Density (pcpmpl)	19.9	15.3
	LOS	C	B
1 2 3 4 5 6	***Between Lane Adds and I-275 Off Ramp (Basic Freeway - Lane Adds)***		
	Demand (vph)	5,598	4,402
	Simulated (vph)	5,645	4,404
	Percent Processed	101%	100%
	Speed (mph)	66.7	67.5
	Density (pcpmpl)	13.4	10.3
	LOS	B	A
1 2 3 4 5 6	***Off Ramp to I-275 (Major Diverge)****		
	Demand (vph)	5,598	4,402
	Simulated (vph)	5,657	4,394
	Percent Processed	101%	100%
	Speed (mph)	66.9	67.7
	Density (pcpmpl)	13.2	10.1
	LOS	B	B
1 2 3 4	***Between Off Ramp to I-275 and Lane Drop (Basic Freeway – Lane Drop)***		
	Demand (vph)	2,648	2,319
	Simulated (vph)	2,694	2,325
	Percent Processed	102%	100%
	Speed (mph)	67.9	68.0
	Density (pcpmpl)	9.3	8.0
	LOS	A	A
1 2 3	***Between Lane Drop and On Ramp from SR 56 C-D Road (Basic Freeway)***		
	Demand (vph)	2,648	2,319
	Simulated (vph)	2,697	2,324
	Percent Processed	102%	100%
	Speed (mph)	67.2	67.5
	Density (pcpmpl)	12.5	10.7
	LOS	B	A
1 2 3 4 5	***On Ramp from SR 56 C-D Road First Merge (Ramp Merge)****		
	Demand (vph)	4,707	3,773
	Simulated (vph)	4,686	3,756
	Percent Processed	100%	100%
	Speed (mph)	64.4	65.7
	Density (pcpmpl)	13.6	10.7
	LOS	B	B
1 2 3 4	***On Ramp from SR 56 C-D Road Second Merge (Ramp Merge)****		
	Demand (vph)	4,707	3,773
	Simulated (vph)	4,687	3,758
	Percent Processed	100%	100%
	Speed (mph)	61.4	65.1
	Density (pcpmpl)	17.9	13.5
	LOS	B	B
1 2 3	***South of On Ramp from SR 56 C-D Road (Basic Freeway)***		
	Demand (vph)	4,707	3,773
	Simulated (vph)	4,689	3,751
	Percent Processed	100%	99%
	Speed (mph)	65.2	66.6
	Density (pcpmpl)	22.4	17.6
	LOS	C	B

*Merge segments analyze 1500 feet downstream of a merge. Diverge segments analyze 1500 feet upstream of a diverge.

Congestion Level	Based on 70 mph Posted Speed
Uncongested	> 63
Lightly Congested	< 63 - 57
Moderately Congested	< 57 - 45
Heavily Congested	< 45

Source: Adopted from Table 9-12 Congestion Level Thresholds of the FDOT Traffic Analysis Handbook, May 2021

DocuSign Envelope ID: 00F7F873-2213-453E-A7D6-7A719BA1E281

The CORSIM microsimulation results of the evaluation of the southbound I-75 C-D road from SR 56 to the I-75/I-275 Apex are shown in **Table 18**. The ramp merge/diverge area of influence is 1,500 ft upstream of an off ramp and 1,500 ft downstream of an on ramp. The results of the analysis indicate that each of the basic freeway segments and ramp merge/diverge areas are anticipated to meet LOS targets (LOS D or better) by the opening year (2030).

Table 18: Opening Year (2030) Southbound I-75 C-D Road Basic Freeway Segment and Ramp Merge/Diverge Vehicle Density and LOS – Build Alternative

Lane Geometry	Measures of Effectiveness (MOEs)	AM Peak Hour	PM Peak Hour
	C-D Road Between SR 56 On Ramp and I-275/I-75 On Ramps (Basic Freeway)		
	Demand Volume (vph)	3,814	2,337
	Simulated Volume (vph)	3,676	2,317
1 2 3	Percent Processed of Volume	96%	99%
	Speed (mph)	56.1	57.5
	Density (pcpmpl)	20.4	12.6
	LOS	C	B
	C-D Road at I-75/I-275 On Ramps (Major Diverge)*		
	Demand Volume (vph)	3,814	2,337
	Simulated Volume (vph)	3,671	2,319
1 2 3	Percent Processed of Volume	96%	99%
	Speed (mph)	52.4	56.8
	Density (pcpmpl)	21.9	12.7
	LOS	C	B

*Diverge segments analyze 1500 feet upstream of a diverge.

Congestion Level	Based on 60 mph Posted Speed
Uncongested	>–59
Lightly Congested	< 59 - 54
Moderately Congested	< 54 - 44
Heavily Congested	< 44

Source: Adopted from Table 9-12 Congestion Level Thresholds of the FDOT Traffic Analysis Handbook, May 2021

The CORSIM microsimulation results of the evaluation of southbound I-275 basic freeway segments and ramp merge/diverge areas are shown in **Table 19**. The ramp merge/diverge area of influence is 1,500 ft upstream of an off ramp and 1,500 ft downstream of an on ramp. The results of the analysis indicate that each of the basic freeway segments and ramp merge/diverge areas are anticipated to meet LOS targets (LOS D or better) by the opening year (2030).

DocuSign Envelope ID: 00F7F873-2213-453E-A7D6-7A719BA1E281

Table 19: Opening Year (2030) Southbound I-275 Basic Freeway Segment and Ramp Merge/Diverge Vehicle Density and LOS – Build Alternative

Lane Geometry	Measures of Effectiveness (MOEs)	AM Peak Hour	PM Peak Hour
	Between Diverge at I-75 and On Ramp from SR 56 C-D Road (Basic Freeway)		
1 2 3	Demand Volume (vph)	2,950	2,083
	Simulated Volume (vph)	2,966	2,065
	Percent Processed of Volume	101%	99%
	Speed (mph)	67.1	68.0
	Density (pcpmpl)	13.8	9.5
	LOS	B	A
	On Ramp from SR 56 C-D Road (Merge)*		
	Demand Volume (vph)	4,705	2,966
	Simulated Volume (vph)	4,641	2,941
1 2 3	Percent Processed of Volume	99%	99%
	Speed (mph)	62.6	66.2
	Density (pcpmpl)	18.8	11.2
	LOS	B	B
	South of On Ramp from SR 56 C-D Road (Basic Freeway)		
	Demand Volume (vph)	4,705	2,966
	Simulated Volume (vph)	4,641	2,938
1 2 3	Percent Processed of Volume	99%	99%
	Speed (mph)	65.5	67.3
	Density (pcpmpl)	22.1	13.6
	LOS	C	B

*Merge segments analyze 1500 feet downstream of a merge.

Congestion Level	Based on 70 mph Posted Speed
Uncongested	>=63
Lightly Congested	< 63 57
Moderately Congested	< 57 - 45
Heavily Congested	< 45

Source: Adopted from Table 9-12 Congestion Level Thresholds of the FDOT Traffic Analysis Handbook, May 2021

7.1.2.2 I-75 Ramp Capacity Check

A highway capacity check of the I-75 on and off ramps at SR 56 was performed to compare the opening year (2030) ramp volumes shown in **Figure 25** with the capacity thresholds defined in Exhibit 14-12 of the *HCM, 6th Edition*. **Table 20** shows the opening year (2030) volume-to-capacity ratios for each ramp at the I-75 at SR 56 interchange and the southbound C-D road. The results of the capacity check show that each of the ramps is expected to operate under capacity.

DocuSign Envelope ID: 00F7F873-2213-453E-A7D6-7A719BA1E281

Table 20: Opening Year (2030) I-75 Ramp Capacity Check – Build Alternative

Location	Number of Lanes	Ramp Free Flow Speed (mph)	Capacity (veh/hr)	AM Peak Hour		PM Peak Hour	
				Volume (veh/hr)	Volume to Capacity Ratio	Volume (veh/hr)	Volume to Capacity Ratio
Southbound I-75							
Off Ramp to SR 56	1	50	2,100	764	0.36	620	0.30
C-D On Ramp from SR 56	3	60	6,600	3,814	0.58	2,337	0.35
C-D On Ramp to I-275	1	60	2,200	1,755	0.80	883	0.40
C-D On Ramp to I-75	2	60	4,400	2,059	0.47	1,454	0.33
Northbound I-75							
C-D Off Ramp to SR 56	2	60	4,400	2,337	0.53	3,814	0.87
On Ramp from SR 56	1	50	2 100	620	0.30	764	0.36

7.1.2.3 Intersection Vehicle Delay

The intersection vehicle delay and LOS results of the I-75 ramp terminal intersections at SR 56 for the opening year (2030) are shown in **Table 21**. Intersection vehicle delay results are expected to be the same as the No Build Alternative (summarized in **Appendix I**) since no changes to the lane geometry, volumes, or signal timing are anticipated/ recommended at this time for the Build Alternative. Both ramp terminal intersections are expected to operate at an overall poor LOS (LOS E or worse). However, most movements are expected to experience an average vehicle delay significantly less than the existing (2021) conditions, due to the implementation of the new DDI. The SIS Cost Feasible Plan FY 2029 to 2045 identifies a PD&E Study from north of Bruce B. Downs Boulevard to north of SR 52 that will evaluate the long-term transportation needs of the SR 56 interchange.

Table 21: Opening Year (2030) Intersection Vehicle Delay and LOS – Build Alternative

Approach	Movement	AM Peak Hour		PM Peak Hour	
		Delay (sec/veh)	LOS	Delay (sec/veh)	LOS
SR 56 at Southbound I-75 Ramp Terminal					
Eastbound	Through	94.7	F	118.2	F
	Right*	-	-	-	-
	Approach Total	**94.7**	**F**	**118.2**	**F**
Westbound	Left*	-	-	-	-
	Through	86.6	F	137.0	F
	Approach Total	**86.6**	**F**	**137.0**	**F**
Southbound	Left	38.2	D	27.1	C
	Right	50.1	D	51.7	D
	Approach Total	**44.9**	**D**	**44.0**	**D**
Intersection Total		***84.3***	***F***	***122.2***	***F***

*Represents a free-flow movement that does not incur control delay.
Note: Level of Service (LOS) not meeting target LOS D is shown in red.

DocuSign Envelope ID: 00F7F873-2213-453E-A7D6-7A719BA1E281

Table 21 (Continued): Opening Year (2030) Intersection Vehicle Delay and LOS – Build Alternative

Approach	Movement	AM Peak Hour		PM Peak Hour	
		Delay (sec/veh)	LOS	Delay (sec/veh)	LOS
SR 56 at Northbound I-75 Ramp Terminal					
Eastbound	Left*	-	-	-	-
	Through	61.8	E	38.8	D
	Approach Total	**61.8**	**E**	**38.8**	**D**
Westbound	Through	86.6	F	137.1	F
	Right*	-	-	-	-
	Approach Total	**86.6**	**F**	**137.1**	**F**
Northbound	Left	87.0	F	118.4	F
	Right	43.3	D	227.8	F
	Approach Total	**71.7**	**E**	**168.4**	**F**
Intersection Total		***75.5***	***E***	***129.5***	***F***

*Represents a free-flow movement that does not incur control delay.
Note: Level of Service (LOS) not meeting target LOS D is shown in red.

7.1.2.4 Intersection Vehicle Queue Lengths

The results of the evaluation of vehicle queue lengths for the I-75 ramp terminal intersections at SR 56 for the opening year (2030) are shown in **Table 22**. The available storage length provided for each movement was determined as the distance between signalized intersections, the length of the turn lane(s), or the length of the off ramp, as applicable. Intersection vehicle queue length results are expected to be the same as the No Build Alternative (summarized in **Appendix I**) with vehicle queues of the westbound approach at the southbound I-75 ramp terminal intersection exceeding the available storage and spilling back into the northbound I-75 ramp terminal intersection. Additionally, the northbound right turn on the northbound I-75 off ramp is expected to exceed the available storage and spillback into the adjacent left turn lanes during the PM peak hour. This can be expected as demand through the interchange continues to increase by the opening year (2030). The SIS Cost Feasible Plan FY 2029 to 2045 identifies a PD&E Study from north of Bruce B. Downs Boulevard to north of SR 52 that will evaluate the long-term transportation needs of the SR 56 interchange.

Table 22: Opening Year (2030) Intersection Vehicle Queue Lengths – Build Alternative

Movement	Available Storage (ft)	95th Percentile Vehicle Queue Length (ft)	
		AM Peak	PM Peak
SR 56 at Southbound I-75 Ramp Terminal			
EBT	2,435	#1,301	#1,172
EBR	2,510***	-	-
WBL	925***	-	-
WBT	1,195	#1,459	m#1,522
SBL	1,960*	412	197
SBR	1,050	557	526

*Storage length is measured as the length from the stop bar to the gore point of the I-75 mainline minus a deceleration length of 390 ft, as defined in Table 10-6 of the AASHTO A Policy on Geometric Design Highways and Streets.
***Represents a free-flow movement that does not incur control delay and vehicle queuing.
95th percentile volume exceeds capacity; queue may be longer. Queue shown is maximum after two cycles.
m Volume for 95th percentile queue is metered by upstream signal.
Vehicle queue exceeding storage shown in red.

DocuSign Envelope ID: 00F7F873-2213-453E-A7D6-7A719BA1E281

Table 22 (Continued): Opening Year (2030) Intersection Queue Lengths – Build Alternative

Movement	Available Storage (ft)	95th Percentile Vehicle Queue Length (ft)	
		AM Peak	PM Peak
SR 56 at Northbound I-75 Ramp Terminal			
EBL	880***	-	-
EBT	1,235	1,170	928
WBT	2,940	#1,141	#858
WBR	1,335***	-	-
NBL	9,800**	#863	#1,127
NBR	1,760	582	#1,770

**Storage length is measured as the length from the stop bar to the gore point of the I-75/I-275 merge along the C-D road.
***Represents a free-flow movement that does not incur control delay and vehicle queuing.
95th percentile volume exceeds capacity; queue may be longer. Queue shown is maximum after two cycles.
Vehicle queue exceeding storage shown in red.

7.2 Design Year (2050) Traffic Operational Analysis

An analysis of the future traffic operations along southbound I-75 from SR 56 to the I-275/I-75 Apex was conducted to evaluate the No Build and Build Alternatives at the design year (2050) of the proposed improvements.

7.2.1 No Build Alternative

The No Build Alternative maintains the existing roadway geometric and traffic control features of southbound I-75 and contains the new DDI at the I-75 at SR 56 interchange. Analysis results for the design year (2050) No Build Alternative can be found in **Appendix K**.

7.2.1.1 Southbound I-75 Basic Freeway Segments and Ramp Merge/Diverge Areas

The CORSIM microsimulation results of the evaluation of southbound I-75 basic freeway segments and ramp merge/diverge areas for the AM and PM peak hour periods are shown in **Table 23**. The ramp merge/diverge area of influence is 1,500 ft upstream of an off ramp and 1,500 ft downstream of an on ramp. The results of the analysis indicate that the basic freeway segment north of the SR 56 off ramp, the off ramp diverge to SR 56, the basic freeway segment between the SR 56 off and on ramps, the on ramp merge from SR 56, and the basic freeway segment between the SR 56 on ramp and I-275 off ramp are expected to operate at an overall poor LOS (LOS E or worse) by the design year (2050). Overall, vehicle speeds are expected to decrease and densities are expected to increase along southbound I-75 as vehicle demand increases from the opening year (2030) to the design year (2050) under the No Build condition.

DocuSign Envelope ID: 00F7F873-2213-453E-A7D6-7A719BA1E281

Table 23: Design Year (2050) Southbound I-75 Basic Freeway Segment and Ramp Merge/Diverge Vehicle Density and LOS – No Build Alternative

Lane Geometry	Measures of Effectiveness (MOEs)	AM Peak Hour	PM Peak Hour
1 2 3 4	***North of SR 56 (Basic Freeway)***		
	Demand Volume (vph)	9,445	7,445
	Simulated Volume (vph)	8,880	7,443
	Percent Processed of Volume	94%	100%
	Speed (mph)	60.3	66.4
	Density (pcpmpl)	35.2	26.4
	LOS	*F*	D
1 2 3 4	***Off Ramp to SR 56 (Diverge)****		
	Demand Volume (vph)	9,445	7,445
	Simulated Volume (vph)	8,842	7,437
	Percent Processed of Volume	94%	100%
	Speed (mph)	52.4	63.4
	Density (pcpmpl)	39.6	26.5
	LOS	*F*	C
	Between SR 56 Off and On Ramps (Basic Freeway)		
1 2 3 4	Demand Volume (vph)	8,330	6,545
	Simulated Volume (vph)	7,645	6,525
	Percent Processed of Volume	92%	100%
	Speed (mph)	44.8	65.6
	Density (pcpmpl)	54.1	23.2
	LOS	*F*	C
	SR 56 On Ramp (Major Merge)*		
1 2 3 4 5 6	Demand Volume (vph)	13,050	9,438
	Simulated Volume (vph)	11,678	9,261
	Percent Processed of Volume	89%	98%
	Speed (mph)	25.9	62.8
	Density (pcpmpl)	74.5	22.2
	LOS	*F*	C
	Between SR 56 On Ramp and I-275 Off Ramp (Basic Freeway)		
1 2 3 4 5 6	Demand Volume (vph)	13,050	9,438
	Simulated Volume (vph)	11,676	9,260
	Percent Processed of Volume	89%	98%
	Speed (mph)	36.3	57.8
	Density (pcpmpl)	51.6	25.0
	LOS	*F*	C
	Off Ramp to I-275 (Major Diverge)*		
1 2 3 4 5 6	Demand Volume (vph)	13,050	9,438
	Simulated Volume (vph)	11,666	9,254
	Percent Processed of Volume	89%	98%
	Speed (mph)	54.9	61.2
	Density (pcpmpl)	33.1	23.6
	LOS	D	C
	South of I-275 Off Ramp (Basic Freeway – Lane Drop)		
1 2 3 4	Demand Volume (vph)	6,572	5,329
	Simulated Volume (vph)	5,627	5,087
	Percent Processed of Volume	86%	95%
	Speed (mph)	64.3	65.4
	Density (pcpmpl)	20.5	18.2
	LOS	C	C
	South of I-275 Off Ramp (Basic Freeway)		
1 2 3	Demand Volume (vph)	6,572	5,329
	Simulated Volume (vph)	5,626	5,076
	Percent Processed of Volume	86%	95%
	Speed (mph)	64.1	64.9
	Density (pcpmpl)	27.4	24.4
	LOS	D	C

*Merge segments analyze 1500 feet downstream of a merge Diverge segments analyze 1500 feet upstream of a diverge.

Congestion Level	Based on 70 mph Posted Speed
Uncongested	>=63
Lightly Congested	< 63 57
Moderately Congested	< 57 - 45
Heavily Congested	< 45

Source: Adopted from Table 9-12 Congestion Level Thresholds of the FDOT Traffic Analysis Handbook, May 2021

DocuSign Envelope ID: 00F7F873-2213-453E-A7D6-7A719BA1E281

7.2.1.2 I-75 Ramp Capacity Check

A highway capacity check of the I-75 on and off ramps at SR 56 was performed to compare the design year (2050) ramp volumes shown in **Figure 20** with the capacity thresholds defined in Exhibit 14-12 of the *HCM, 6th Edition*. **Table 24** shows the design year (2050) volume-to-capacity ratios for each ramp at the I-75 at SR 56 interchange. The results of the capacity check show that the southbound on ramp during the AM peak and northbound off ramp during the PM peak hour are expected to operate over capacity.

Table 24: Design Year (2050) I-75 Ramp Capacity Check – No Build Alternative

Location	Number of Lanes	Ramp Free Flow Speed (mph)	Capacity (veh/hr)	AM Peak Hour		PM Peak Hour	
				Volume (veh/hr)	Volume to Capacity Ratio	Volume (veh/hr)	Volume to Capacity Ratio
Southbound I-75							
Off Ramp to SR 56	1	50	2,100	1,115	0.53	900	0.43
On Ramp from SR 56	2	50	4,200	4,720	1.12	2,893	0.69
Northbound I-75							
C-D Off Ramp to SR 56	2	60	4,400	2,893	0.66	4,720	1.07
On Ramp from SR 56	1	50	2,100	900	0.43	1,115	0.53

7.2.1.3 Intersection Vehicle Delay

The intersection vehicle delay and LOS results of the I-75 ramp terminal intersections at SR 56 for the design year (2050) are shown in **Table 25**. The results of the analysis indicate that both ramp terminal intersections are expected to operate at an overall poor LOS (LOS E or worse), with increased delays as compared to the opening year (2030). The SIS Cost Feasible Plan FY 2029 to 2045 identifies a PD&E Study from north of Bruce B. Downs Boulevard to north of SR 52 that will evaluate the long-term transportation needs of the SR 56 interchange.

Table 25: Design Year (2050) Intersection Vehicle Delay and LOS – No Build Alternative

Approach	Movement	AM Peak Hour		PM Peak Hour	
		Delay (sec/veh)	LOS	Delay (sec/veh)	LOS
SR 56 at Southbound I-75 Ramp Terminal					
Eastbound	Through	230.1	F	292.0	F
	Right*	-	-	-	-
	Approach Total	**230.1**	**F**	**292.0**	**F**
Westbound	Left*	-	-	-	-
	Through	209.4	F	284.7	F
	Approach Total	**209.4**	**F**	**284.7**	**F**
Southbound	Left	44.7	D	29.3	C
	Right	73.5	E	85.2	F
	Approach Total	**60.9**	**E**	**67.2**	**E**
Intersection Total		***196.1***	***F***	***264.4***	***F***

*Represents a free-flow movement that does not incur control delay.
Note: Level of Service (LOS) not meeting target LOS D is shown in red.

DocuSign Envelope ID: 00F7F873-2213-453E-A7D6-7A719BA1E281

Table 25 (Continued): Design Year (2050) Intersection Vehicle Delay and LOS – No Build Alternative

Approach	Movement	AM Peak Hour		PM Peak Hour	
		Delay (sec/veh)	LOS	Delay (sec/veh)	LOS
SR 56 at Northbound I-75 Ramp Terminal					
Eastbound	Left*	-	-	-	-
	Through	165.3	F	117.3	F
	Approach Total	**165.3**	**F**	**117.3**	**F**
Westbound	Through	195.0	F	268.5	F
	Right*	-	-	-	-
	Approach Total	**195.0**	**F**	**268.5**	**F**
Northbound	Left	171.8	F	261.1	F
	Right	50.6	D	335.2	F
	Approach Total	**129.4**	**F**	**293.2**	**F**
Intersection Total		***167.6***	***F***	***243.6***	***F***

*Represents a free-flow movement that does not incur control delay.
Note: Level of Service (LOS) not meeting target LOS D is shown in red.

7.2.1.4 Intersection Vehicle Queue Lengths

The results of the evaluation of vehicle queue lengths for the I-75 ramp terminal intersections at SR 56 for the design year (2050) are shown in **Table 26**. The available storage length provided for each movement was determined as the distance between signalized intersections, the length of the turn lane(s), or the length of the off ramp, as applicable. The results of the analysis indicate that vehicle queues between the ramp terminal intersections are expected to exceed the available storage and spillback into the upstream intersections/into the adjacent travel lanes. Additionally, the northbound right turn on the northbound I-75 off ramp is expected to exceed the available storage and spillback into the adjacent left turn lanes. This can be expected as demand through the interchange continues to increase by the design year (2050). The SIS Cost Feasible Plan FY 2029 to 2045 identifies a PD&E Study from north of Bruce B. Downs Boulevard to north of SR 52 that will evaluate the long-term transportation needs of the SR 56 interchange.

Table 26: Design Year (2050) Intersection Vehicle Queue Lengths – No Build Alternative

Movement	Available Storage (ft)	95th Percentile Vehicle Queue Length (ft)	
		AM Peak	PM Peak
SR 56 at Southbound I-75 Ramp Terminal			
EBT	2,435	#1,983	#1,844
EBR	2,510***	-	-
WBL	925***	-	-
WBT	1,195	m#1,927	m#1,856
SBL	1,960*	655	297
SBR	1,050	#1,043	#972

*Storage length is measured as the length from the stop bar to the gore point of the I-75 mainline minus a deceleration length of 390 ft, as defined in Table 10-6 of the AASHTO A Policy on Geometric Design Highways and Streets.
***Represents a free-flow movement that does not incur control delay and vehicle queuing.
95th percentile volume exceeds capacity; queue may be longer. Queue shown is maximum after two cycles.
m Volume for 95th percentile queue is metered by upstream signal.
Vehicle queue exceeding storage shown in red.

DocuSign Envelope ID: 00F7F873-2213-453E-A7D6-7A719BA1E281

Table 26 (Continued): Design Year (2050) Intersection Vehicle Queue Lengths – No Build Alternative

Movement	Available Storage (ft)	95th Percentile Vehicle Queue Length (ft)	
		AM Peak	PM Peak
SR 56 at Northbound I-75 Ramp Terminal			
EBL	880***	-	-
EBT	1,235	#1,755	#1,364
WBT	2,940	#1,658	#1,221
WBR	1,335***	-	-
NBL	9,800**	#1,229	#1,659
NBR	1,760	793	#2,202

**Storage length is measured as the length from the stop bar to the gore point of the I-75/I-275 merge along the C-D road.
***Represents a free-flow movement that does not incur control delay and vehicle queuing.
95th percentile volume exceeds capacity; queue may be longer. Queue shown is maximum after two cycles.
Vehicle queue exceeding storage shown in red.

7.2.2 Build Alternative

The Build Alternative includes the C-D road parallel to southbound I-75 from the SR 56 on ramp to the I-75/I-275 Apex, as well as the new DDI at the I-75 at SR 56 interchange. Analysis results for the design year (2050) Build Alternative can be found in **Appendix L**.

7.2.2.1 Southbound I-75, C-D Road, and I-275 Basic Freeway Segments and Ramp Merge/Diverge Areas

The CORSIM microsimulation results of the evaluation of southbound I-75 basic freeway segments and ramp merge/diverge areas for the AM and PM peak hour periods are shown in **Table 27**. The ramp merge/diverge area of influence is 1,500 ft upstream of an off ramp and 1,500 ft downstream of an on ramp. The results of the analysis indicate that the off ramp diverge to SR 56 is expected to operate at an overall poor LOS (LOS E or worse) by the design year (2050). Overall, vehicle speeds are expected to increase and densities are expected to decrease along southbound I-75, as compared to the No Build condition. Additionally, more volume is expected to be serviced through the system. The SIS Cost Feasible Plan FY 2029 to 2045 identifies a PD&E Study from north of Bruce B. Downs Boulevard to north of SR 52 that will evaluate the long-term transportation needs of the off ramp diverge to SR 56.

DocuSign Envelope ID: 00F7F873-2213-453E-A7D6-7A719BA1E281

Table 27: Design Year (2050) Southbound I-75 Basic Freeway Segment and Ramp Merge/Diverge Vehicle Density and LOS – Build Alternative

Lane Geometry	Analysis Type	AM Peak Hour	PM Peak Hour
	North of SR 56 (Basic Freeway)		
1 2 3 4	Demand (vph)	9,445	7,445
	Simulated (vph)	8,899	7,439
	Percent Processed	94%	100%
	Speed (mph)	62.0	66.4
	Density (pcpmpl)	34.0	26.4
	LOS	D	D
	Off Ramp to SR 56 (Ramp Diverge)*		
1 2 3 4	Demand (vph)	9,445	7,445
	Simulated (vph)	8,900	7,434
	Percent Processed	94%	100%
	Speed (mph)	55.9	63.4
	Density (pcpmpl)	36.1	26.5
	LOS	***F***	C
	Between SR 56 Off Ramp and Lane Adds (Basic Freeway)		
1 2 3 4	Demand (vph)	8,330	6,545
	Simulated (vph)	7,850	6,554
	Percent Processed	94%	100%
	Speed (mph)	63.5	65.6
	Density (pcpmpl)	28.9	23.3
	LOS	D	C
	Between Lane Adds and I-275 Off Ramp (Basic Freeway - Lane Adds)		
1 2 3 4 5 6	Demand (vph)	8,330	6,545
	Simulated (vph)	7,851	6,555
	Percent Processed	94%	100%
	Speed (mph)	65.0	66.2
	Density (pcpmpl)	19.1	15.7
	LOS	C	B
	Off Ramp to I-275 (Major Diverge)*		
1 2 3 4 5 6	Demand (vph)	8,330	6,545
	Simulated (vph)	7,854	6,541
	Percent Processed	94%	100%
	Speed (mph)	64.9	66.5
	Density (pcpmpl)	18.8	15.3
	LOS	B	B
	Between Off Ramp to I-275 and Lane Drop (Basic Freeway – Lane Drop)		
1 2 3 4	Demand (vph)	4,035	3,531
	Simulated (vph)	3,802	3,527
	Percent Processed	94%	100%
	Speed (mph)	66.9	67.1
	Density (pcpmpl)	13.3	12.3
	LOS	B	B
	Between Lane Drop and On Ramp from SR 56 C-D Road (Basic Freeway)		
1 2 3	Demand (vph)	4,035	3,531
	Simulated (vph)	3,800	3,525
	Percent Processed	94%	100%
	Speed (mph)	65.7	65.9
	Density (pcpmpl)	18.0	16.7
	LOS	C	B
	On Ramp from SR 56 C-D Road First Merge (Ramp Merge)*		
1 2 3 4 5	Demand (vph)	6,572	5,329
	Simulated (vph)	6,092	5,206
	Percent Processed	93%	98%
	Speed (mph)	62.0	64.0
	Density (pcpmpl)	18.4	15.2
	LOS	B	B
	On Ramp from SR 56 C-D Road Second Merge (Ramp Merge)*		
1 2 3 4	Demand (vph)	6,572	5,329
	Simulated (vph)	6,082	5,200
	Percent Processed	93%	98%
	Speed (mph)	54.3	60.3
	Density (pcpmpl)	26.2	20.2
	LOS	C	C
	South of On Ramp from SR 56 C-D Road (Basic Freeway)		
1 2 3	Demand (vph)	6,572	5,329
	Simulated (vph)	6,083	5,197
	Percent Processed	93%	98%
	Speed (mph)	61.4	64.3
	Density (pcpmpl)	30.9	25.2
	LOS	D	C

*Merge segments analyze 1500 feet downstream of a merge. Diverge segments analyze 1500 feet upstream of a diverge.

Congestion Level	Based on 70 mph Posted Speed
Uncongested	> 63
Lightly Congested	< 63 - 57
Moderately Congested	< 57 - 45
Heavily Congested	< 45

Source: Adopted from Table 9-12 Congestion Level Thresholds of the FDOT Traffic Analysis Handbook, May 2021

DocuSign Envelope ID: 00F7F873-2213-453E-A7D6-7A719BA1E281

The CORSIM microsimulation results of the evaluation of the southbound I-75 C-D road from SR 56 to the I-75/I-275 Apex are shown in **Table 28**. The ramp merge/diverge area of influence is 1,500 ft upstream of an off ramp and 1,500 ft downstream of an on ramp. The results of the analysis indicate that each of the basic freeway segments and ramp merge/diverge areas are anticipated to meet LOS targets (LOS D or better) by the design year (2050).

Table 28: Design Year (2050) Southbound I-75 C-D Road Basic Freeway Segment and Ramp Merge/Diverge Vehicle Density and LOS – Build Alternative

Lane Geometry	Measures of Effectiveness (MOEs)	AM Peak Hour	PM Peak Hour
	C-D Road Between SR 56 On Ramp and I-275/I-75 On Ramps (Basic Freeway)		
	Demand Volume (vph)	4,720	2,893
	Simulated Volume (vph)	4,271	2,736
1 2 3	Percent Processed of Volume	90%	95%
	Speed (mph)	55.4	56.9
	Density (pcpmpl)	24.0	15.0
	LOS	C	B
	C-D Road at I-75/I-275 On Ramps (Major Diverge)*		
	Demand Volume (vph)	4,720	2,893
	Simulated Volume (vph)	4,293	2,739
1 2 3	Percent Processed of Volume	91%	95%
	Speed (mph)	48.9	54.9
	Density (pcpmpl)	27.5	15.5
	LOS	C	B

*Diverge segments analyze 1500 feet upstream of a diverge.

Congestion Level	Based on 60 mph Posted Speed
Uncongested	>–59
Lightly Congested	< 59 - 54
Moderately Congested	< 54 - 44
Heavily Congested	< 44

Source: Adopted from Table 9-12 Congestion Level Thresholds of the FDOT Traffic Analysis Handbook, May 2021

The CORSIM microsimulation results of the evaluation of southbound I-275 basic freeway segments and ramp merge/diverge areas are shown in **Table 29**. The ramp merge/diverge area of influence is 1,500 ft upstream of an off ramp and 1,500 ft downstream of an on ramp. The results of the analysis indicate that each of the basic freeway segments and ramp merge/diverge areas are anticipated to meet LOS targets (LOS D or better) by the design year (2050).

DocuSign Envelope ID: 00F7F873-2213-453E-A7D6-7A719BA1E281

Table 29: Design Year (2050) Southbound I-275 Basic Freeway Segment and Ramp Merge/Diverge Vehicle Density and LOS – Build Alternative

Lane Geometry	Measures of Effectiveness (MOEs)	AM Peak Hour	PM Peak Hour
	Between Diverge at I-75 and On Ramp from SR 56 C-D Road (Basic Freeway)		
1 2 3	Demand Volume (vph)	4,295	3,014
	Simulated Volume (vph)	4,052	3,008
	Percent Processed of Volume	94%	100%
	Speed (mph)	66.2	67.2
	Density (pcpmpl)	19.1	14.0
	LOS	C	B
	On Ramp from SR 56 C-D Road (Merge) *		
	Demand Volume (vph)	6,478	4,109
	Simulated Volume (vph)	6,040	4,061
1 2 3	Percent Processed of Volume	93%	99%
	Speed (mph)	52.5	64.7
	Density (pcpmpl)	30.1	15.9
	LOS	D	B
	South of On Ramp from SR 56 C-D Road (Basic Freeway)		
	Demand Volume (vph)	6,478	4,109
	Simulated Volume (vph)	6,037	4,055
1 2 3	Percent Processed of Volume	93%	99%
	Speed (mph)	61.4	66.3
	Density (pcpmpl)	30.6	19.1
	LOS	D	C

*Merge segments analyze 1500 feet downstream of a merge.

Congestion Level	Based on 70 mph Posted Speed
Uncongested	>=63
Lightly Congested	< 63 57
Moderately Congested	< 57 - 45
Heavily Congested	< 45

Source: Adopted from Table 9-12 Congestion Level Thresholds of the FDOT Traffic Analysis Handbook, May 2021

7.2.2.2 I-75 Ramp Capacity Check

A highway capacity check of the I-75 on and off ramps at SR 56 was performed to compare the design year (2050) ramp volumes shown in **Figure 21** with the capacity thresholds defined in Exhibit 14-12 of the *HCM, 6th Edition*. **Table 30** shows the design year (2050) volume-to-capacity ratios for each ramp at the I-75 at SR 56 interchange and the southbound C-D road. The results of the capacity check show that the northbound off ramp to SR 56 during the PM peak hour is expected to operate over capacity. The SIS Cost Feasible Plan FY 2029 to 2045 identifies a PD&E Study from north of Bruce B. Downs Boulevard to north of SR 52 that will evaluate the long-term transportation needs of the northbound C-D road to SR 56.

DocuSign Envelope ID: 00F7F873-2213-453E-A7D6-7A719BA1E281

Table 30: Design Year (2050) I-75 Ramp Capacity Check – Build Alternative

Location	Number of Lanes	Ramp Free Flow Speed (mph)	Capacity (veh/hr)	AM Peak Hour		PM Peak Hour	
				Volume (veh/hr)	Volume to Capacity Ratio	Volume (veh/hr)	Volume to Capacity Ratio
Southbound I-75							
Off Ramp to SR 56	1	50	2,100	1,115	0.53	900	0.43
C-D On Ramp from SR 56	3	60	6,600	4,720	0.72	2,893	0.44
C-D On Ramp to I-275	1	60	2,200	2,183	0.99	1,095	0.50
C-D On Ramp to I-75	2	60	4,400	2,537	0.58	1,798	0.41
Northbound I-75							
C-D Off Ramp to SR 56	2	60	4,400	2,893	0.66	4,720	1.07
On Ramp from SR 56	1	50	2 100	900	0.43	1 115	0.53

7.2.2.3 Intersection Vehicle Delay

The intersection vehicle delay and LOS results of the I-75 ramp terminal intersections at SR 56 for the design year (2050) are shown in **Table 31**. Intersection vehicle delay results are expected to be the same as the No Build Alternative (summarized in **Appendix K**) since no changes to the lane geometry, volumes, or signal timing are anticipated/ recommended at this time for the Build Alternative. Both ramp terminal intersections are expected to operate at an overall poor LOS (LOS E or worse), with increased delays as compared to the opening year (2030). The SIS Cost Feasible Plan FY 2029 to 2045 identifies a PD&E Study from north of Bruce B. Downs Boulevard to north of SR 52 that will evaluate the long-term transportation needs of the SR 56 interchange.

Table 31: Design Year (2050) Intersection Vehicle Delay and LOS – Build Alternative

Approach	Movement	AM Peak Hour		PM Peak Hour	
		Delay (sec/veh)	LOS	Delay (sec/veh)	LOS
SR 56 at Southbound I-75 Ramp Terminal					
Eastbound	Through	230.1	F	292.0	F
	Right*	-	-	-	-
	Approach Total	**230.1**	**F**	**292.0**	**F**
Westbound	Left*	-	-	-	-
	Through	209.4	F	284.7	F
	Approach Total	**209.4**	**F**	**284.7**	**F**
Southbound	Left	44.7	D	29.3	C
	Right	73.5	E	85.2	F
	Approach Total	**60.9**	**E**	**67.2**	**E**
Intersection Total		***196.1***	***F***	***264.4***	***F***
SR 56 at Northbound I-75 Ramp Terminal					
Eastbound	Left*	-	-	-	-
	Through	165.3	F	117.3	F
	Approach Total	**165.3**	**F**	**117.3**	**F**
Westbound	Through	195.0	F	268.5	F
	Right*	-	-	-	-
	Approach Total	**195.0**	**F**	**268.5**	**F**
Northbound	Left	171.8	F	261.1	F
	Right	50.6	D	335.2	F
	Approach Total	**129.4**	**F**	**293.2**	**F**
Intersection Total		***167.6***	***F***	***243.6***	***F***

*Represents a free-flow movement that does not incur control delay.
Note: Level of Service (LOS) not meeting target LOS D is shown in red.

DocuSign Envelope ID: 00F7F873-2213-453E-A7D6-7A719BA1E281

7.2.2.4 Intersection Vehicle Queue Lengths

The results of the evaluation of vehicle queue lengths for the I-75 ramp terminal intersections at SR 56 for the design year (2050) are shown in **Table 32**. The available storage length provided for each movement was determined as the distance between signalized intersections, the length of the turn lane(s), or the length of the off ramp, as applicable. Intersection vehicle queue length results are expected to be the same as the No Build Alternative (summarized in **Appendix K**) with vehicle queues between the ramp terminal intersections exceeding the available storage and spilling back into the upstream intersections/into the adjacent travel lanes. Additionally, the northbound right turn on the northbound I-75 off ramp is expected to exceed the available storage and spillback into the adjacent left turn lanes. This can be expected as demand through the interchange continues to increase by the design year (2050). The SIS Cost Feasible Plan FY 2029 to 2045 identifies a PD&E Study from north of Bruce B. Downs Boulevard to north of SR 52 that will evaluate the long-term transportation needs of the SR 56 interchange.

Table 32: Design Year (2050) Intersection Vehicle Queue Lengths – Build Alternative

Movement	Available Storage (ft)	95th Percentile Vehicle Queue Length (ft)	
		AM Peak	PM Peak
SR 56 at Southbound I-75 Ramp Terminal			
EBT	2,435	#1,983	#1,844
EBR	2,510***	-	-
WBL	925***	-	-
WBT	1,195	m#1,927	m#1,856
SBL	1,960*	655	297
SBR	1,050	#1,043	#972
SR 56 at Northbound I-75 Ramp Terminal			
EBL	880***	-	-
EBT	1,235	#1,755	#1,364
WBT	2,940	#1,658	#1,221
WBR	1,335***	-	-
NBL	9,800**	#1,229	#1,659
NBR	1,760	793	#2,202

*Storage length is measured as the length from the stop bar to the gore point of the I-75 mainline minus a deceleration length of 390 ft, as defined in Table 10-6 of the AASHTO A Policy on Geometric Design Highways and Streets.
**Storage length is measured as the length from the stop bar to the gore point of the I-75/I-275 merge along the C-D road.
***Represents a free-flow movement that does not incur control delay and vehicle queuing.
95th percentile volume exceeds capacity; queue may be longer. Queue shown is maximum after two cycles.
m Volume for 95th percentile queue is metered by upstream signal.
Vehicle queue exceeding storage shown in red.

7.3 Alternatives Comparison of Network MOEs

In the preceding sections, MOEs were summarized for the southbound I-75 basic freeway segments, ramp merge/ diverge areas, and intersections at ramp terminals under both the No Build and Build Alternatives for the opening year (2030) and design year (2050) traffic conditions. This section provides a comparative basis for the alternatives to illustrate the operational benefits of the Build Alternative through comparison of CORSIM network wide MOEs, shown in **Table 33**. The benefits shown here are for the entire three-hour peak periods. Comparison of the No Build and Build Alternatives presented in this IMR indicate that the Build alternative shows benefits in the design year (2050).

DocuSign Envelope ID: 00F7F873-2213-453E-A7D6-7A719BA1E281

Table 33: Comparison of Networkwide CORSIM MOEs

Measures of Effectiveness (MOEs)	Analysis Time Period	Opening Year (2030)			Design Year (2050)		
		No Build Alternative	Build Alternative	Difference	No Build Alternative	Build Alternative	Difference
Vehicle Miles Traveled (miles)	AM	12,033	12,253	2%	15,143	15,744	4%
	PM	10,267	10,383	1%	12,945	13,125	1%
Travel Time Total (hours)	AM	276	274	-1%	513	444	-13%
	PM	259	263	2%	456	456	0%
Average Speed (mph)	AM	43.6	44.7	3%	30.6	36.0	18%
	PM	39.7	39.7	0%	28.4	28.8	1%
Total Travel Delay (hours)	AM	77	69	-10%	265	183	-31%
	PM	86	86	0%	242	238	-2%

During the opening year (2030) the total travel delay decreases by 10 percent, average speed increases by three percent, vehicle miles traveled increases by two percent, and total travel time decreases by one percent during the AM peak period which is the peak direction. During the PM peak hour (the off-peak), the No Build conditions of southbound I-75 are not anticipated to operate over capacity or with a failing LOS. Therefore, the difference between the No Build and Build operations are expected to be negligible, showing little difference in results. Under the Build condition, the southbound I-75 C-D roadway is coded with a 60 mph operating speed, which is lower than the 70 mph mainline speed. Therefore, it is reasonable that the total travel time would be slightly higher in the Build Alternative, compared to the No Build operations, when both alternatives are operating under free-flow conditions.

During the design year (2050) the average speed increases by 18 percent during the AM peak period and one percent during the PM peak hour. The vehicles serviced are benefited with an increase in vehicle miles traveled of four percent during the AM peak period and one percent during the PM peak hour. The total travel delay decreases by 31 percent during the AM peak period and two percent during the PM peak period. The total travel time decreases by 13 percent during the AM peak period.

This analysis indicates that more vehicles can be serviced with the improvements along southbound I-75 from SR 56 to the I-75/I-275 Apex, delay is reduced, and speed is increased. The freeway operations are significantly improved with an additional 457 vehicles (5,626 in the No-Build and 6,083 in the Build) being processed through the southern end of the I-75 mainline during the 2050 AM peak hour. Additionally, the southbound I-75 mainline is providing safer operating conditions, especially for freight movements, by not mixing local SR 56 traffic with regional freight and goods movements.

DocuSign Envelope ID: 00F7F873-2213-453E-A7D6-7A719BA1E281

8.0 Quantitative *Safety Analysis*

A quantitative safety analysis was conducted to evaluate the highway safety benefits of implementing the Build Alternative. The *Highway Safety Manual (HSM)* provides techniques to estimate crashes for a given facility, test the effectiveness of design alternatives on crash reduction, and evaluate their economic crash benefits. The FDOT *IARUG Safety Analysis Guidebook* also gives guidance on performing safety analyses for studies, such as this IMR.

For this quantitative safety analysis, Safety Performance Functions (SPFs) from the Enhanced Interchange Safety Analysis Tool (ISATe) were utilized to evaluate the safety benefits of implementing a barrier separated three-lane C-D road from SR 56 to the I-275/I-75 Apex with merges from SR 56 to I-75 and I-275 south of the Apex.

The number of vehicle crashes for the No Build and Build Alternatives were estimated using ISATe. ISATe uses a combination of SPFs, historical crash data, traffic volumes, roadway geometric features, and Florida-based calibration factors to estimate the frequency of crashes. The HSM crash distribution for Florida for urban freeways, provided in Table 122.6.4 of the FDM, was applied to the ISATe results to determine the distribution of crash severity for the No-Build and Build Alternatives. **Table 34** shows the estimated number of crashes and crash severity for the No Build and Build Alternatives for the study period from year 2030 to year 2050.

Table 34: Crash Severity for the Study Period (2030 – 2050)

Crash Severity	HSM Crash Distribution for Florida[1]	No Build Predicted Crashes (2030 - 2050)	Build Predicted Crashes (2030 - 2050)
Fatal	0 006	33	29
Severe Injury (Incapacitating)	0.035	197	172
Moderate Injury (Non-incapacitating)	0.113	638	554
Minor Injury	0.206	1,162	1,011
Property Damage Only	0.641	3,620	3,149
Total	**1.000**	**5,650**	**4,915**

[1]Source: Table 122.6.2 of the FDM, dated January 1, 2022.

Appendix M provides the ISATe input and output summary sheets detailing the estimated number of crashes for the No Build and Build Alternatives. The implementation of a barrier separated C-D road along southbound I-75 between SR 56 and the I-275/I-75 Apex with merges from SR 56 to I-75 and I-275 south of the Apex is estimated to result in approximately a 13% reduction in the number of overall crashes.

Table 35 shows the economic loss due to crashes for the No Build and Build Alternatives, which is estimated to be $798 million and $698 million, respectively. Implementing the Build Alternative is estimated to result in $100 million in savings.

Table 35: Estimated Economic Loss for Future Crashes (2030 – 2050)

Crash Severity	CARS Crash Cost[1]	No Build Alternative		Build Alternative	
		Number of Crashes	Economic Loss	Number of Crashes	Economic Loss
Fatal	$10,890,000	33	$359,370,000	29	$315,810,000
Severe Injury (Incapacitating)	$888,030	197	$174,941,910	172	$152,741,160
Moderate Injury (Non-incapacitating)	$180,180	638	$114,954,840	554	$99,819,720
Minor Injury	$103,950	1,162	$120,789,900	1,011	$105,093,450
Property Damage Only	$7,700	3,620	$27,874,000	3,149	$24,247,300
Total		**5,650**	**$797,930,650**	**4,915**	**$697,711,630**

[1]Source: Table 122.6.2 of the FDM, dated January 1, 2022.

DocuSign Envelope ID: 00F7F873-2213-453E-A7D6-7A719BA1E281

9.0 *Consistency with Other Plans/Projects*

Several planned and programmed projects exist within the influence area of southbound I-75 from SR 56 to the I-275/I-75 Apex that could influence the traffic characteristics within the study area. These projects are in various stages of either the FDOT Work Program, Hillsborough County Capital Improvement Program (CIP), or Pasco County CIP and are listed in the following:

- The ongoing I-75 at SR 56 (WPID: 430573-1) construction is currently reconfiguring the existing diamond interchange to a DDI. Construction is estimated to be complete by summer 2022;
- The ongoing SR 56 Southbound C-D Road PD&E Study from County Line Road to SR 56 (WPID: 430573-4) is evaluating the need for a C-D road along southbound I-75 from the SR 56 on ramp to south of the I-275/I-75 Apex, to operate opposite of the northbound I-75 C-D road to SR 56. Providing a companion C-D road in the southbound direction would remove the weaving section on the southbound I-75 mainline between SR 56 and I-275. The Build Alternative of this IMR is based on the analysis currently being conducted by the SR 56 Southbound C-D Road PD&E Study;
- The preliminary engineering, ROW, and construction phases of the Southbound I-75 Study from SR 56 to the I-275/I-75 Apex (WPID: 430573-2 for Pasco County and WPID: 430573-3 for Hillsborough County) are planned from FY 2023 to FY 2027.
- In addition to the FDOT Work Program, the Hillsborough Metropolitan Planning Organization's (MPO's) 2045 Long Range Transportation Plan (LRTP) has identified the design and construction phases for the I-75/I-275 C-D road from south of the Pasco County line to the Pasco County line (Financial Project Number (FPN): 430573-3) as cost feasible before FY 2025/26 and from FY 2025/26 to 2029/30, respectively;
- The Pasco County MPO's Mobility 2045 LRTP has identified the PD&E/design and ROW phases of I-75/I-275 from south of County Line Road to SR 56 as cost affordable from FY 2019 to FY 2024 and the construction phase as cost affordable from FY 2026 to FY 2030;
- The Hillsborough MPO's 2045 LRTP has also identified I-75 from north of CR 581 (Bruce B. Downs Boulevard) to north of the I-275/I-75 Apex as a cost feasible project from FY 2030/31 to FY 3034/35 for the design of adding two express lanes in each direction; and
- The Pasco County MPO's Mobility 2045 LRTP has identified I-75 from SR 56 to SR 54 (Wesley Chapel Boulevard) as cost affordable for the PD&E/design phases of widening I-75 from eight to ten lanes from FY 2031 to FY 2035.

The analyses conducted for the southbound I-75 from SR 56 to I-275/I-75 Apex IMR consider the impacts of the above-listed transportation improvement projects that are located within the vicinity of the study area.

There are no other existing IARs, either approved or pending approval, currently located within the area of influence.

DocuSign Envelope ID: 00F7F873-2213-453E-A7D6-7A719BA1E281

10.0 *Environmental Considerations*

The drainage design for the project location has been permitted as part of Southwest Florida Water Management District (SWFWMD) Environmental Resource Permit (ERP) Nos. 43033020.002, 43033020.004, and 43033020.006.

Approximately 8.1 acres of additional ROW is required for the construction of the C-D road and 10.7 acres of additional ROW is required for the construction of the proposed floodplain compensation (FPC) sites within Pasco County. No additional ROW is required within Hillsborough County. There are no residential or business relocations anticipated as part of the proposed ROW acquisition. Additionally, there are no impacts to farmland resources (as defined by 7 Code of Federal Regulations (CFR) Part 658), any cultural resources listed or eligible for listing in the National Register of Historic Places, or properties that are protected pursuant to *Section 4(i) of the USDOT Act of 1966*, *Section 6(i) of the Land and Water Conservation Fund of 1965*, or other recreational or protected lands.

The proposed improvements will not have a significant impact to natural resources. The project will impact approximately 3.42 acres of floodplains that will be mitigated through the FPC sites noted above. The project will result in approximately 5.37 acres of wetland and 0.25 acres of surface water impacts. Impacts are planned to be mitigated through the purchase of wetland mitigation credits through an approved mitigation bank, or creation, restoration, or enhancement of wetlands within the project watersheds. There are no essential fish habitat, aquatic preserves, wild and scenic rivers, or coastal barrier resources within the study area.

No sites within the study area are considered to have a high or medium risk for potential contamination sources. One site was rated as low risk, with no further action required at this time. There is one common noise environment (CNE) with existing residential homes adjacent to the project limits that were evaluated for potential noise impacts. The CNE is located along the east side of I-75 near the southern project limit and on the other side of I-75 from the proposed two-lane on ramp to I-75 from the southbound C-D road. The noise analysis identified six receptors that were impacted in the existing condition and two additional receptors that would be impacted with the proposed improvements, for a total of eight impacted receptors. Noise abatement measures, including noise barriers, were evaluated for the impacted receptors. Based on the noise analysis, noise barriers are not considered cost reasonable and feasible. The study area is located within an attainment area for air quality, thus no further evaluation for air quality was performed. Coordination of utility conflicts will continue during the design phase.

DocuSign Envelope ID: 00F7F873-2213-453E-A7D6-7A719BA1E281

11.0 Coordination

Table 36 provides a checklist of the coordination efforts that have occurred between Hillsborough County, Pasco County, and FDOT to ensure that the transportation improvements proposed in the southbound I-75 from SR 56 to the I-75/I-275 Apex IMR are consistent with local government and state transportation plans.

Table 36: Agency and Stakeholder Coordination

Yes	No/NA	
☒	☐	*An appropriate effort of coordination will be made with appropriate proposed developments in the area.* – Both the Hillsborough MPO 2045 LRTP and Pasco County MPO Mobility 2045 LRTP have identified the PD&E Study, design, ROW, and construction phases of the proposed improvements as cost feasible by FY 2030.
☒	☐	*Request will identify and include (if applicable) a commitment to complete the other non-interchange/non-intersection improvements that are necessary for the interchange/intersection to function as proposed.* – No other improvements are being proposed at this time for other non-interchanges/non-intersections.
☒	☐	*Request will document whether the project requires financial or infrastructure commitments from other agencies, organizations, or private entities.* The southbound I-75 improvements do not require financial or infrastructure commitments from other agencies, organizations, or private entities.
☒	☐	*Request will document any pre-condition contingencies required in regards to the timing of other improvements and their inclusion in a TIF/STIF/LRTP prior to the Interstate access approval (final approval of National Environmental Policy Act (NEPA) document).* There are no pre-condition contingencies associated with the southbound I-75 from SR 56 to the I-75/I-275 Apex IMR.
☒	☐	*Request will document the funding and phasing.* – The preliminary engineering, ROW, and construction phases are currently funded in the FY 2023 to FY 2027 tentative FDOT Five-Year Work Program (WPIDs: 430573-2 and 430573-3).

DocuSign Envelope ID: 00F7F873-2213-453E-A7D6-7A719BA1E281

12.0 Design Exceptions and Variations

There are no design exceptions nor variations currently anticipated with the C-D Road portion of the Preferred Alternative. A design exception for shoulder width (minimum 5-ft inside and 5-ft outside width) and a design variation for horizontal curve length (835 ft for normal crown) are anticipated for the two-lane on ramp to I-75 in order to align the ramp and fit through the end span of the northbound I-275 bridge (Bridge No. 100411). When survey data is collected and the existing vertical geometry is established during the design phase, the need for design exceptions or variations for existing conditions to remain will be reexamined.

DocuSign Envelope ID: 00F7F873-2213-453E-A7D6-7A719BA1E281

13.0 *Conceptual Signing Plan*

A conceptual signing and marking plan, in accordance with the *Manual on Uniform Traffic Control Devices (MUTCD)*, was prepared for the Build Alternative and is shown in **Appendix H**. The purpose of the signing plan is to demonstrate that advanced signing will be provided to safely guide drivers entering and/or exiting the subject interchange under the proposed Build configuration. The conceptual signing plan also identifies existing signs that will need to be relocated and new signs to be installed as a result of the proposed alternative's construction. The signing plan provided in the IMR is conceptual in nature and shall be subject to final design for construction.

DocuSign Envelope ID: 00F7F873-2213-453E-A7D6-7A719BA1E281

14.0 *Access Management Plan*

The total number (4) of existing ramp entrances and exits on I-75 at SR 56 will be maintained with the Build Alternative. Additionally, existing access between southbound I-75 and southbound I-275, southbound SR 56 on ramp and southbound I-75, and southbound SR 56 on ramp and southbound I-275 will be maintained. The access management within the area of influence will not be changed by the proposed operational and safety improvements. Therefore, an Access Management Plan or an update to an already existing Access Management Plan is not needed for this IMR.

DocuSign Envelope ID: 00F7F873-2213-453E-A7D6-7A719BA1E281

15.0 FHWA Policy Points

It is in the national interest to preserve and enhance the Interstate System to meet the needs of the 21st Century by assuring that it provides the highest level of service in terms of safety and mobility. Full control of access along the Interstate mainline and ramps, along with control of access on the crossroad at interchanges, is critical to providing such service. Therefore, FHWA's decision to approve new or revise access points to the Interstate System under 23 United States Code (U.S.C.) 111 must be supported by substantiated information justifying and documenting that decision. The FHWA's decision to approve a request is dependent on the proposal satisfying and documenting the following requirements.

The following two FHWA Policy Criteria (dated May 22, 2017) are addressed in this IMR:

Policy Point 1: An operational and safety analysis has concluded that the proposed change in access does not have a significant adverse impact on the safety and operation of the Interstate facility (which includes mainline lanes, existing, new, or modified ramps, and ramp intersections with crossroad) or on the local street network based on both the current and the planned future traffic projections. The analysis should, particularly in urbanized areas, include at least the first adjacent existing or proposed interchange on either side of the proposed change in access (23 CFR 625.2(a), 655.603(d) and 771.111(i)). The crossroads and the local street network, to at least the first major intersection on either side of the proposed change in access, should be included in this analysis to the extent necessary to fully evaluate the safety and operational impacts that the proposed change in access and other transportation improvements may have on the local street network (23 CFR 625.2(a) and 655.603(d)). Requests for a proposed change in access should include a description and assessment of the impacts and ability of the proposed changes to safely and efficiently collect, distribute, and accommodate traffic on the Interstate facility, ramps, intersection of ramps with crossroad, and local street network (23 CFR 625.2(a) and 655.603(d)). Each request should also include a conceptual plan o the type and location of the signs proposed to support each design alternative (23 U.S.C. 109(d) and 23 CFR 655.603(d)).

The Build Alternative improves safety and traffic operations on southbound I-75 between SR 56 and the southbound off ramp to I-275 (I-75/I-275 interchange) by eliminating the need for southbound vehicles to weave in the project area. The proposed improvements are expected to enhance the overall safety and improve the operating conditions within the project limits, as well as improve LOS for the southbound I-75 ramp junction with I-275. Providing a C-D road in the southbound direction of I-75 would place less safe/higher speed vehicle weaving movements occurring on the higher priority I-75 mainline, onto a lower priority C-D road. Removing the vehicle weaving on the southbound I-75 mainline would enhance safety and increase roadway capacity to support future growth and economic development.

A review of historical crash data from FDOT's CAR Online database for the five-year period from 2015 to 2019 revealed that there were 142 crashes that occurred on southbound I-75 between SR 56 and the I-275/I-75 Apex, with the majority (31% of the total number of crashes) of these crashes being of the sideswipe crash type. A quantitative safety analysis using methodologies from Part C of the HSM and the ISATe was performed to estimate the number of crashes reduced by implementing the southbound I-75 C-D road between SR 56 and the I-275/I-75 Apex. The results of the quantitative safety analysis revealed that there is a projected 13% reduction in the overall number of crashes on southbound I-75 with the Build Alternative. Monetary estimates of property damage and economic loss due to injury or a fatality were calculated using average unit costs from the USDOT/FHWA KABCO injury classification scale. Based on unit costs for property damage only and injury crashes, that are documented in Table 122.6.2 of the FDM, the Build Alternative is projected to provide a $100 million (or $4.8 million/year) cost savings during the analysis time period.

DocuSign Envelope ID: 00F7F873-2213-453E-A7D6-7A719BA1E281

Microsimulation analyses using CORSIM/TSIS 6.3 software was performed to evaluate opening year (2030) and design year (2050) traffic operating conditions with and without the proposed southbound I-75 C-D road between SR 56 and the I-275/I-75 Apex. The results of the microsimulation analysis indicate that vehicle density on southbound I-75 between SR 56 and the I-275/I-75 Apex is projected to be reduced from 51.6 passenger cars per mile per lane (pcpmpl) [LOS F] in the No Build Alternative to a density of 19.1 pcpmpl [LOS C] in the Build Alternative during the more critical AM peak hour in the design year (2050). Moreover, a comparison of network-wide MOEs reveals that the Build Alternative provides a 4% increase in the amount of vehicle miles traveled, a 13% decrease in total travel time, an 18% increase in vehicle operating speeds, and a 31% reduction in total travel delay during the same critical AM peak period in the design year (2050).

Policy Point 2: The proposed access connects to a public road only and will provide for all traffic movements. Less than "full interchanges" may be considered on a case-by-case basis for applications requiring special access, such as managed lanes (e.g., transit or high occupancy vehicle and high occupancy toll lanes) or park and ride lots. The proposed access will be designed to meet or exceed current standards (23 CFR 625.2(a), 625.4(a)(2), and 655.603(a)). In rare instances where all basic movements are not provided by the proposed design, the report should include a full-interchange option with a comparison of the operational and safety analyses to the partial interchange option. The report should also include the mitigation proposed to compensate for the missing movements, including wayfinding signage, impacts on local intersections, mitigation of driver expectation leading to wrong-way movements on ramps, etc. The report should describe whether future provision of a full interchange is precluded by the proposed design.

The proposed improvements documented in this IMR maintain the existing full interchange configurations and do not modify access at the I-75 at SR 56 and I-275/I-75 Apex interchanges. The highway safety and traffic operations of the southbound I-75 mainline is enhanced with the Build Alternative by placing existing higher-speed vehicle weaving movements on the southbound I-75 mainline onto a parallel southbound C-D road between SR 56 and the I-275/I-75 Apex. An underpass ramp from the SR 56 C-D road to southbound I-75 eliminates any vehicle conflicts between southbound I-75 mainline traffic exiting to I-275 and traffic entering from SR 56 to travel south on I-75.

DocuSign Envelope ID: 00F7F873-2213-453E-A7D6-7A719BA1E281

16.0 *Summary and Conclusions*

16.1 Summary

An IMR was prepared by FDOT District Seven to document the safety, operational, and engineering acceptability of improving southbound I-75 from SR 56 to the I-275/I-75 Apex in Hillsborough County and Pasco County, Florida. Microsimulation analysis using CORSIM was performed to analyze existing and future traffic operating conditions within the influence area of the southbound I-75 from SR 56 to the I-275/I-75 Apex IMR. The results of the operational analysis indicate that vehicle operating speeds on the southbound I-75 mainline are projected to deteriorate during both the AM and PM peak periods in opening year (2030) and design year (2050). If no improvements are made by the design year (2050), the number of vehicle crashes are likely to increase, as well as the duration of traffic congestion experienced by motorists traveling through the southbound I-75 study area. With the implementation of the proposed southbound I-75 C-D road from SR 56 to the I-275/I-75 Apex, it is projected that operating conditions on the southbound I-75 mainline would improve in both the opening year (2030) and design year (2050).

16.2 Conclusions

The following summarizes the key conclusions identified in this IMR:

Existing Traffic Conditions

- Historical crash data for the five-year period from 2015 to 2019 revealed that there were 142 crashes on southbound I-75 from SR 56 to the I-275/I-75 Apex, with the majority of these crashes being related to lane changing. The estimated economic loss due to these crashes is $16.6 million; and
- The results of the operational analysis of existing year (2021) traffic conditions indicate that both the southbound and northbound I-75 ramp terminal intersections at SR 56 operate poorly (LOS F) during both the AM and PM peak hours with overall intersection delays exceeding 90 sec/veh.

Future Traffic Conditions

- Vehicle delays, traffic congestion, and the number of vehicle crashes will increase within the southbound I-75 from SR 56 to the I-275/I-75 study area if no improvements are made by the design year (2050);
- In opening year (2030), vehicle operating speeds on southbound I-75 from SR 56 to the I-275/I-75 Apex are projected to increase from 55.8 mph and 63.0 mph during the AM and PM peak periods, respectively, in the No Build Alternative to 66.7 mph and 67.5 mph, respectively, in the Build Alternative;
- In design year (2050), vehicle operating speeds on southbound I-75 from SR 56 to the I-275/I-75 Apex are projected to increase from 36.3 mph and 57.8 mph during the AM and PM peak periods, respectively, in the No Build Alternative to 65.0 mph and 66.2 mph, respectively, in the Build Alternative;
- A quantitative safety analysis using HSM procedures revealed that providing the proposed southbound I-75 C-D road from SR 56 to the I-275/I-75 Apex with merges from SR 56 to I-75 and I-275 south of the Apex is projected to reduce the overall number of crashes by 13 percent, which equates to an annual cost savings of $4.8 million.
- A comparison of network-wide MOEs reveals that the Build Alternative provides a 4% increase in the amount of vehicle miles traveled, a 13% decrease in total travel time, an 18% increase in vehicle operating speeds, and a 31% reduction in total travel delay than the No Build Alternative during the higher traffic volume AM peak period in the design year (2050).

DocuSign Envelope ID: 00F7F873-2213-453E-A7D6-7A719BA1E281

A

Approved Methodology Letter of Understanding (MLOU)

DocuSign Envelope ID: 00F7F873-2213-453E-A7D6-7A719BA1E281

Florida Department of Transportation Interchange Access Request Methodology Letter of Understanding (MLOU)

Type of Request: ☐ IJR ☒ IMR ☐ IOAR ☐ SIMR

Type of Process: ☒ Programmatic ☐ Non-Programmatic

Southbound I-75 (SR 93A) from SR 56 to the I-275 (SR 93) / I-75 (SR 93A) Apex

Interchange Modification Report (IMR)

FPIDs: 430573-4

Coordination of assumptions, procedures, data, networks, and outputs for project traffic review during the access request process will be maintained throughout the evaluation process.

Full compliance with all MLOU requirements does not obligate the Acceptance Authorities to accept the IAR.

The Requestor shall inform the approval authorities of any changes to the approved methodology in the MLOU and an amendment shall be prepared if determined to be necessary.

Requestor	DocuSigned by: CADF49BFE536492... Richard Moss, PE Director of Transportation Development, District Seven	9/9/2021 | 2:19 PM EDT Date
Interchange Review Coordinator	DocuSigned by: Waddah Farah 9C8365A20D9447F... Waddah Farah, EI District Interchange Review Coordinator, District Seven	9/9/2021 | 2:31 PM EDT Date
Systems Management Administrator	DocuSigned by: Jenna Bowman 4AD03E6A337F4C1... Jenna Bowman, PE Systems Implementation Office-Central Office	9/14/2021 | 12:18 PM EDT Date

DocuSign Envelope ID: 00F7F873-2213-453E-A7D6-7A719BA1E281

1.0 Project Description

Interstate 75 (I-75/SR 93A) is a major freeway that is part of Florida's Strategic Intermodal System (SIS) and plays an important role in the state's economy and mobility. Operating north-south along west Florida, it serves a key role in moving people, freight, and goods in a safe and effective manner from its southern terminus at SR 826 (Palmetto Expressway) in Miami-Dade County to the Georgia State Line in the north. I-75 from south of the I-275 (SR 93)/I-75 Apex to north of SR 56 is an urban principal arterial interstate that provides between six and eight basic freeway lanes and has a posted speed limit of 70 miles per hour (mph). South of I-275/I-75 Apex, I-75 provides six lanes. Between the I-275/I-75 Apex and SR 56, four lanes are provided on northbound I-75 and a barrier separated two-lane collector-distributor (CD) road is located on the east side of the northbound I-75 mainline lanes. In the southbound direction, four basic freeway lanes are provided on I-75 and an additional two auxiliary lanes are located on the outside that form a connection between the SR 56 on ramp and I-275. North of SR 56, I-75 provides eight lanes.

Two interchanges are located within the study area: the I-275/I-75 systems interchange and the I-75 at SR 56 service interchange. Southbound I-75 at the I-275/I-75 Apex is configured as a major diverge area splitting three lanes for motorists to travel south along I-275 to access downtown Tampa and four lanes that remain on I-75 for motorists to travel south along west Florida. The fourth (outside) lane on southbound I-75 merges into three lanes 3,500 feet south of the I-275/I-75 major diverge area. I-275, south of the I-75/I-275 Apex, is a six lane urban principal arterial interstate with a posted speed limit of 70 mph and is part of the SIS. The I-75 at SR 56 interchange is configured as a diamond interchange with the I-75 mainline lanes passing beneath SR 56. The I-75 at SR 56 interchange is currently under construction to be modified to a Diverging Diamond Interchange (DDI) with an anticipated completion date in year 2022. SR 56 connects to SR 54/CR 54 (Wesley Chapel Boulevard) west of I-75. SR 54/CR 54 is a major east-west corridor which spans most of the length of Pasco County from US 19 to the west to US 301 to the east. SR 56 is functionally classified as an urban principal arterial from its western connection at the SR 54/CR 54 (Wesley Chapel Boulevard)/SR 56 intersection to its eastern terminus at US 301 and provides an east-west connection to the Wesley Chapel and Wiregrass Ranch areas of southeast Pasco County.

Southeast Pasco County has experienced significant population growth in recent years with growth rates that consistently outpace the statewide average. Much of this growth has occurred in the "bedroom" communities of Wesley Chapel and Wiregrass Ranch. Moreover, the I-75 at SR 56 interchange provides a connection to two regional shopping centers located adjacent to and in close proximity with I-75. The Cypress Creek Town Center is located immediately off of SR 56 west of I-75, while the Shoppes at Wiregrass (Wiregrass Ranch) are located two miles east of I-75 at the intersection of SR 56 and SR 581 (Bruce B. Downs Boulevard). The Florida Department of Community Affairs (DCA) and Tampa Bay Regional Planning Council (TBRPC) identified both shopping centers as Developments of Regional Impact (DRIs). With this growth, it is vital for regional access to be available to these communities and businesses for economic viability and mobility, but also for hurricane evacuation.

The I-75 at SR 56 interchange has not kept pace with changes in the intensity of land use and currently fails to operate at current Level of Service (LOS) targets. Florida Department of Transportation (FDOT) will address the interchange's operational deficiency through the implementation of the DDI that is currently being constructed. However, the I-75 at SR 56 DDI is anticipated to process higher volumes of traffic at a faster rate; thus, placing a greater strain on the southbound I-75 vehicle weaving area between the SR 56 on ramp and the major diverge area at the I-275/I-75 Apex. The transportation improvements proposed as part of this Interchange Access Request (IAR) are intended to help alleviate traffic congestion and improve highway safety on southbound I-75 between SR 56 and the I-275/I-75 Apex. The impacts of implementing these transportation improvements to meet future LOS targets are currently being evaluated under an

DocuSign Envelope ID: 00F7F873-2213-453E-A7D6-7A719BA1E281

ongoing Southbound I-75 Project Development and Environment (PD&E) Study from SR 56 to the I-275/I-75 Apex in Hillsborough and Pasco Counties (WPID: 430573-4).

FDOT, District Seven is the requestor for this Methodology Letter of Understanding (MLOU). The MLOU is developed in accordance with FDOT's 2020 Interchange Access Request User's Guide (IARUG) and documents the methodology and procedures that will be employed to develop this Interchange Modification Report (IMR).

A. Purpose and Need Statement

The purpose of this IMR is to improve operations on southbound I-75 between SR 56 and the southbound off-ramp to I-275 (I-75/I-275 interchange). This project is needed to address the effect on safety and operations by eliminating the need for southbound vehicles to weave in the project area. The proposed improvements are expected to enhance the overall safety and improve the operating conditions within the project limits, as well as improve LOS for the southbound I-75 ramp junction with I-275. The need for this project is based on the following list of identified deficiencies:

- High speed vehicle weaving movements occur on southbound I-75 between the SR 56 on ramp and the major diverge area at the I-275/I-75 Apex, causing increased traffic congestion and reduced highway safety. During the AM peak hour, a heavy volume of traffic entering onto southbound I-75 from SR 56 is required to make up to two lanes changes to access southbound I-75 before the exit to I-275, while crossing the paths of traffic traveling on southbound I-75 that desire to head southbound on I-275. The intense vehicle weaving maneuvers within this section of freeway leads to a high number of lane-changing related crashes on southbound I-75 between SR 56 and I-275. The existing vehicle weaving issue is anticipated to be further exacerbated with the onset of the I-75 at SR 56 DDI. The DDI will allow higher traffic volumes to enter onto southbound I-75 at a faster rate.
- An existing CD road is located adjacent to the northbound I-75 mainline lanes between the I-275/ I-75 Apex and SR 56, but a corresponding CD road is not provided adjacent to the southbound I-75 mainline lanes between SR 56 and the I-275/I-75 Apex. Providing a companion CD road in the southbound direction would place less safe/higher speed vehicle weaving movements that occur on the higher priority I-75 mainline, onto a lower priority CD road. Removing the vehicle weaving section on the southbound I-75 mainline would enhance safety and increase roadway capacity to support future growth and economic development.

B. Project Location

This IMR's study area is located at the border of Hillsborough and Pasco Counties and includes the segment of southbound I-75 from SR 56 to the I-275/I-75 Apex. The adjacent interchange of I-75 at CR 581 (Bruce B. Downs Boulevard) is 3.5 miles south of I-275, the I-275 at Bearss Avenue interchange is 6.8 miles south of I-75, and the I-75 at SR 54 interchange is 3.5 miles north of the I-75 at SR 56 interchange.

C. Area of Influence

As shown on **Figure 1,** the area of influence (AOI) for this IMR includes southbound I-75, southbound I-275, and SR 56. The specific study roadway segments and study intersections are listed on Page 4.

Figure 1 – Area of Influence

DocuSign Envelope ID: 00F7F873-2213-453E-A7D6-7A719BA1E281

Roadway Segments:

- On southbound I-75 from north of the southbound I-75 off ramp at SR 56 to south of the I-275/I-75 major diverge area;
- On I-275, south of the I-275/I-75 major diverge area; and
- On SR 56 from west of the southbound I-75 ramp terminal intersection to east of the northbound I-75 ramp terminal intersection.

Ramp Merge and Diverge Areas:

- Southbound I-75 off ramp at SR 56;
- SR 56 on ramp to southbound I-75; and
- I-275/I-75 major diverge area.

Study Intersections:

- Southbound I-75 ramp terminal intersection at SR 56; and
- Northbound I-75 ramp terminal intersection at SR 56.

This IMR evaluates transportation improvements that are proposed for southbound I-75 between SR 56 and the I-275/I-75 Apex. Although the I-75 ramp terminal intersections at SR 56 are not part of the proposed freeway improvements, the I-75 at SR 56 ramp terminal intersections control the amount and rate at which traffic enters onto southbound I-75 at SR 56. It is for this reason that the signal controlled ramp terminal intersections are being evaluated in this freeway improvement project.

D. Project Schedule

An IMR will be prepared to document the safety, operational, and engineering acceptability of the transportation improvements proposed for southbound I-75 from SR 56 to the I-275/I-75 Apex. The various phases of the proposed project are funded in FDOT's Work Program as listed below:

FPN: 430573-4

- IMR year – Ongoing
- PD&E year – Ongoing

FPNs: 430573-2 (Pasco County) and 430573-3 (Hillsborough County)

- Preliminary Engineering (Design) year – 2023
- Right of Way year – 2025
- Construction year – 2027

2.0 Analysis Years

A. Travel Demand Model

- Base year – 2015
- Horizon year – 2045

B. Traffic Operational Analysis

- Existing year – 2021
- Opening year – 2030
- Design year – 2050

A year of failure analysis will be performed for the Preferred Alternative in case a failing LOS is obtained in Design Year.

DocuSign Envelope ID: 00F7F873-2213-453E-A7D6-7A719BA1E281

3.0 Alternatives

No-build and build alternatives will be analyzed in the IMR. Details of all reasonable build alternatives considered, including those eliminated from further consideration, will be documented.

4.0 Data Collection

A. Transportation System Data

FDOT Straight-Line Diagrams (SLDs), Roadway Characteristic Inventory (RCI) data, and field observations, historical crash data, and prior studies will be used in the development of IMR. Data will be collected from various sources including FDOT District Seven, Hillsborough County, Pasco County, and other agencies. Field visits will be conducted to collect existing roadway geometry and to verify signal phasing information such as left-turn operations, right-turn-on-red restrictions, phase overlaps, etc. The signal timing plans for signalized intersections will be obtained from the maintaining agencies.

B. Existing and Historical Trajfic Data

Existing year (2021) traffic volumes will be recorded for this IMR. However, since the construction of the I-75 at SR 56 DDI is not complete, existing traffic volumes will not represent conditions with the planned interchange improvements in place. The type of traffic count and location are listed below and are graphically illustrated on **Figure 2**. The 2021 traffic count data will be checked to ensure traffic volumes are greater than comparable pre COVID-19 traffic volumes obtained from Florida Traffic Online (FTO) count sites in the AOI.

4-hour (7 AM to 9 AM and 4 PM to 6 PM) Turning Movement Counts (2 Locations):

- Southbound I-75 ramps at SR 56; and
- Northbound I-75 ramps at SR 56.

72-Hour Bi-Directional Traffic Volumes on SR 56 (2 Locations):

- West of southbound I-75 ramps; and
- East of northbound I-75 ramps.

72-Hour Directional I-75 Ramp Counts (4 Locations):

- Southbound I-75 off ramp;
- Southbound I-75 on ramp;
- Northbound I-75 off ramp; and
- Northbound I-75 on ramp.

FDOT 2020 Florida Traffic Online Sites on I-275 and I-275 Mainlines (4 Locations):

- Sites 105001 (portable) and 109955 (telemetered) – I-275 south of I-75;
- Site 100154 – I-75 south of I-275;
- Sites 140156 and 142715 (northbound CD) – I-75 between I-275 and SR 56; and
- Sites 140087 (portable) and 140190 (telemetered) – I-75 north of SR 56;

In addition to the count data listed above, traffic information from recent studies within the study area will be reviewed to ensure that the latest count data is consistent with traffic patterns prior to the stay at home mandate issued on March 15, 2020, to address safety concerns related to COVID-19. Additionally, a review of the historical traffic volumes from FTO will be conducted to document in the IMR the period when traffic volumes affected by COVID-19 reverted to normal patterns. The combination of historical and new counts will be used to develop existing year (2021) demand volumes. A manual smoothing process shall be applied to the resulting design hour turning movement volumes to ensure that traffic flows balance (i.e., volume in equals volume out) between successive intersections on SR 56 and between successive interchanges on I-75.

DocuSign Envelope ID: 00F7F873-2213-453E-A7D6-7A719BA1E281

Figure 2 – Traffic Count Type and Location

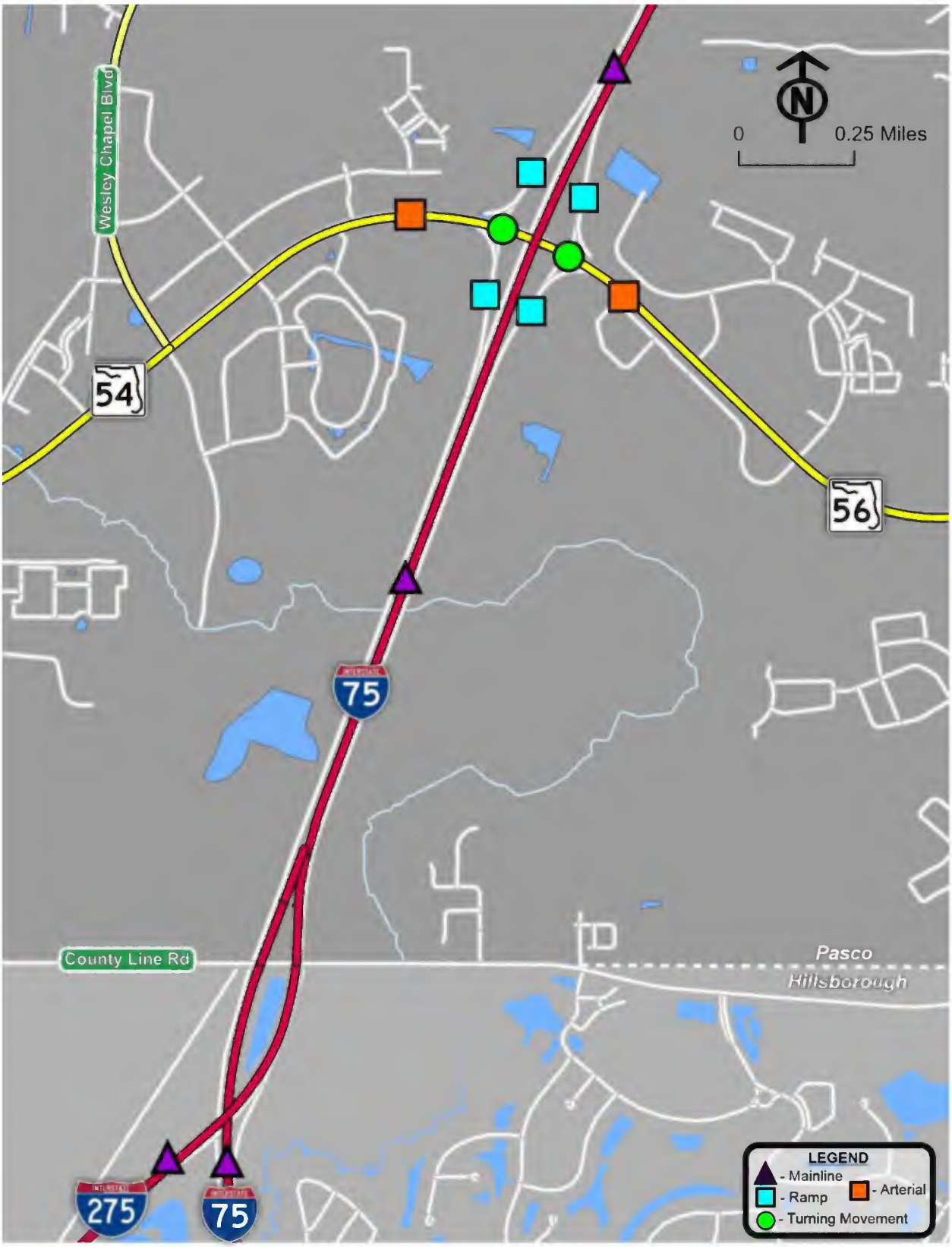

DocuSign Envelope ID: 00F7F873-2213-453E-A7D6-7A719BA1E281

C. Land Use Data

The existing and future land uses within and directly adjacent to southbound I-75 from SR 56 to the I-275/I-75 Apex shall be documented in this IMR. Geographic Information System (GIS) shape files obtained from Hillsborough and Pasco Counties shall be used to graphically display the existing and future land uses.

D. Environmental Data

This IMR will document any fatal flaw impacts associated with implementing the proposed transportation improvements.

E. Planned and Programmed Projects

The ongoing Southbound I-75 PD&E Study from SR 56 to the I-275/I-75 Apex evaluates the need for improvements to resolve existing safety issues associated with vehicle weaving on southbound I-75 between SR 56 and I-275 and to provide additional roadway capacity at the I-275/I-75 systems interchange. The various work program phases for the proposed improvements to southbound I-75 between SR 56 and the I-275/I-75 Apex are documented in the SIS First Five-Year and SIS Second Five-Year Plans, as well as in Hillsborough County Metropolitan Planning Organization (MPO) 2045 Long Range Transportation Plan (LRTP) and Pasco County MPO's 2045 LRTP. The I-75 at SR 56 interchange is presently under construction to be modified from an existing diamond interchange to a DDI with an anticipated date of completion in year 2022. Besides these improvements, there are no other planned or programmed projects within this IMR's AOI.

5.0 Travel Demand Forecasting

A. Selected Travel Demand Model(s)

The latest version of the Tampa Bay Regional Planning Model (TBRPM), Version 9.2 will be used to develop travel demand forecasts for this IMR. The TBRPM Version 9.2 is based on the Florida Standard Urban Transportation Modeling Structure (FSUTMS) and is recognized by FDOT, FHWA, Hillsborough and Pasco County MPOs as an acceptable travel demand forecasting tool. The TBRPM Version 9.2 has a base year of 2015 and a horizon year of 2045. Construction of the planned southbound I-75 improvements is anticipated to begin in year 2027 and last as long as two years. The design year is typically taken to be 20 years after the opening of the proposed improvement. Therefore, the opening year will be assumed to be in year 2030 and the design year 2050.

B. Project Traffic Forecast Development Methodology

Traffic forecasts generated from the TBRPM Version 9.2 will be reviewed for reasonableness and compared to traffic projections generated from a historical trend analysis of available traffic counts, Hillsborough and Pasco County population and employment growth estimates from University of Florida Bureau of Economic and Business Research (BEBR), and socio-economic (SE) and land use data from traffic analysis zones (TAZs) within and in proximity to the project's AOI. In addition, existing year (2021) model-derived AADT volumes will be estimated by comparing the growth between the base year (2015) and the horizon year (2045) AADTs and then evaluated alongside the actual 2021 count volumes to ensure growth rates are reasonable. A Model Output Conversion Factor (MOCF) will be applied to the Peak Season Weekday Average Daily Traffic (PSWADT) obtained from the modeling efforts to arrive at AADTs for existing Year (2021) and horizon year (2045). Design year (2050) AADTs will be developed by extrapolating the growth rate between existing year (2021) and horizon year (2045) for an additional five-year period.

DocuSign Envelope ID: 00F7F873-2213-453E-A7D6-7A719BA1E281

After Design Year (2050) AADTs are established, the recommended K- and D-factors for this project will be applied to derive Directional Design Hour Volumes (DDHVs). The future peak direction of traffic flow is assumed to follow existing traffic conditions. In general, the peak direction of traffic flow on SR 56 is towards I-75 in the AM peak and away from I-75 in the PM peak. The peak direction of traffic flow on southbound I-75 and southbound I-275 occurs during the AM peak, while traffic traveling on I-75 and I-275 in the southbound direction during the PM is considered off peak. Linear interpolation between existing year (2021) and design year (2050) traffic volumes will be employed to estimate opening year (2030) traffic volumes.

C. Validation Methodology

The TBRPM base year (2015) model was validated at a regional level to ensure that the model replicates traffic counts within the study area. The base year (2015) model performance will be reviewed to ensure that travel demand is within targeted ranges as prescribed by FDOT's Project Traffic Forecasting Handbook.

D. Adjustment Procedures

The base year (2015) validation model will be checked for reasonableness and, if necessary, adjustments will be made to improve accuracy. This review will compare validation year (2015) model volumes with FDOT collected traffic counts within the study area. Locations where the counts and model volumes differ substantially will be identified and reviewed for potential causes, such as erroneous zonal data (Z-data), unreasonable network coding, or adjustments to facility type (speed and capacity) assignments. Adjustments are to be considered in the context of improving the local area assignments without compromising model-wide validation. The guidelines of FDOT's Project Traffic Forecasting Handbook and the National Cooperative Highway Research Program (NCHRP) Report 765 will be used as the criteria for evaluating model validity and adjustment procedures.

E. Trajfic Factors

- Utilizing recommended ranges identified in the Project Traffic Forecasting Handbook and Procedure (525-030-120).

  The D factors used in this IAR will be within the recommended ranges identified in the 2019 Project Traffic Forecasting Handbook, identified below:

  *Recommended D-Factors for Project Traffic Forecasting

Road Type (Study Roadways)	Low	D	High
Urban Arterial (SR 56)	50.8	57.9	67.1
Urban Freeway (I-75 and I-275 Mainline and Ramps)	50.4	55.8	61.2

  Utilizing other factors, identified below:

Roadway	K	D	T	T_f	PHF	MOCF
I-275 and SR 56	9.0%	*	6.0%	3.0%	0.95	0.94
I-75	9.0%	*	13.0%**	7.0%	0.95	0.94

  Source: Florida Department of Transportation (FDOT) Florida Traffic Online (2020) Web Application
  **The truck percentage was determined based on the 2019 truck percentage from the historical AADT report (Site 140156) on FTO Online, to account for normal traffic patterns and truck percentages before commuter traffic was impacted by COVID-19.

DocuSign Envelope ID: 00F7F873-2213-453E-A7D6-7A719BA1E281

If any of the above traffic factors are modified during the IAR due to additional information becoming available, then Central Office Systems Implementation Office (SIO) will be informed and supporting information will be provided in the IOAR.

6.0 Traffic Operational Analysis

The area type, traffic conditions, and analysis tools to be used are summarized in this section.

A. Existing Area Type/Traffic Conditions

Area Type	Conditions	
	Under Saturated	Saturated
Rural	☐	☐
Urban Area/Transitioning Area	☐	☒

B. Traffic Analysis Software Used

Software		System Component					
		Freeway				Crossroad	
Name	Version	Basic Segment	Weaving	Ramp Merge	Ramp Diverge	Arterials	Intersections
HCS/HCM	☐	☐	☐	☐	☐	☐	☐
Synchro	11	☐	☐	☐	☐	☒	☒
Corsim	6.3	☒	☒	☒	☒	☐	☐
Vissim	☐	☐	☐	☐	☐	☐	☐
Other	☐	☐	☐	☐	☐	☐	☐

C. Calibration Methodology

The calibration methodology used for this project will be consistent with recent studies involving similar interstate improvements in the Tampa Bay Region and with specific calibration criteria discussed in this MLOU. The CORSIM microsimulation models will be coded to match existing lane configurations, signal timings, and will be calibrated with field collected existing conditions data. Traffic volume data, travel time and speed data, queuing information, and visual observations made during field visits will be used in the calibration of the CORSIM models. A three-hour AM and a three-hour PM peak period (one shoulder hour each prior to and after the end of the peak hour) CORSIM analysis will be conducted using 15-minute flow rates. A one hour of seeding will be conducted to load the network with traffic volume to establish equilibrium prior to the AM and PM peak periods. The evaluation of existing traffic operations will be based on the results of ten (10) runs of the AM and PM CORSIM models using varying random seed numbers. Average results from these ten (10) CORSIM model runs will be used to evaluate operations.

DocuSign Envelope ID: 00F7F873-2213-453E-A7D6-7A719BA1E281

The microsimulation will be performed consistent with guidelines provided in the FDOT's *Traffic Analysis Handbook* and the IARUG. The southbound I-75 and I-275 mainlines, ramps and CORSIM entry volumes will be calibrated to be within the thresholds specified below, as outlined in the FDOT *Traffic Analysis Handbook*:

- Low volume links – Individual link flows < 700 vehicles/hour
  Threshold is to be within 100 vehicles/hour of field flows for more than 85% of the links;
- Medium volume links – Individual link flows between 700 vehicles/hour to 2,700 vehicles/hour
  Threshold is to be within 15% of field flows for more than 85% of the links;
- High volume links – Individual link flows > 2,700 vehicles/hour
  Threshold is to be within 400 vehicles/hour of field flows for more than 85% of the links; and
- Sum of all link flows across the network – Threshold is to be within 5% of the sum of all link counts. Speed will be calibrated within 15% or up to a variance of 10 mph of field measured values and speed profiles will be prepared to document this information. Field observed vehicle queue lengths will be accurately reflected in the existing conditions CORSIM models. Visual audits will be conducted and on- and off-ramp vehicle queuing, vehicle weaving maneuvers, and to determine the extent of vehicle queuing at study area intersections. The observed congested links in CORSIM (model congestion), compared to the location of bottlenecks observed in the field (field congestion) will be documented in the IMR to show model calibration validity.

D. Selection of Measures of Effectiveness (MOE)

A detailed operational analysis will be performed for all analysis years for the no-build and build alternatives. The CORSIM microsimulation analysis will be performed for the I-75 and I-275 mainlines, ramps, and weaving segments for the opening year 2030 and design year 2050. Additionally, Synchro analysis will be performed for the surface streets and intersections for all analysis years. The calibrated existing conditions CORSIM models will be modified to reflect future no-build and build conditions. A three-hour AM and PM peak period analysis for the no-build and build alternatives will be conducted using 15-minute flow rates using calibrated existing conditions CORSIM models. Lane schematics will be used to present analysis results. Demand versus simulated volumes will be evaluated for all future conditions. A LOS Target of "LOS D" is established for the IMR study area. If the LOS target (LOS D or better) is not achievable, other MOEs such as density, delay, speed, and volume-to-capacity (V/C) ratio as applicable for the build alternative will be provided comparing the no-build and build alternatives in the same analysis years. For intersections and ramp terminals, 95th percentile queue lengths and available queue storages will be evaluated. The alternatives evaluation will be consistent with the FDOT's IARUG and *Traffic Analysis Handbook*. Other performance measures such as speed differential and MOEs for unmet demand in CORSIM will also be reported between the no-build and build alternatives. Additionally, heat maps obtained from CORSIM will be used to analyze congestion as per procedures outlined in the FDOT *Traffic Analysis Handbook*. All MOE's that are important for analyzing traffic operations for the project along with the acceptable/unacceptable value or result for each MOE will be defined in the IMR. The following MOEs will be used to evaluate the performance of the alternatives considered and shall be reported as listed below:

Freeway Segments, Ramps, Weaving Areas (CORSIM Analysis)

- System Level Operational Performance (CORSIM) – A system level performance comparison of the no-build and build alternatives will be performed comparing the following network-wide MOEs:

DocuSign Envelope ID: 00F7F873-2213-453E-A7D6-7A719BA1E281

- Traffic Volume Summary (vehicles served and latent demand);
- System-Wide Average Delay;
- System-Wide Average Speed; and
- Travel Time Summary.

- Link Level Operational Performance (CORSIM) – A link level performance comparison of the no-build and build alternatives will be performed comparing operational performance of alternatives at a link level using the following MOEs:
  - Link Level Speed Evaluation – Heat maps will be included;
  - Link Level Density Evaluation – Heat maps will be included; and
  - Link Level Throughput Evaluation – Link level simulated versus demand volume comparison.

Ramp Terminal and Adjacent Intersections (Synchro Analysis)

- Intersection and Approach Delays and LOS; and
- 95th Percentile Queue Lengths – Estimated queue lengths will be compared to the available storage lengths.

7.0 Safety Analysis

A. *Detailed crash data within the study area will be analyzed and documented. The latest five year of crash data shall be used.*

Years: 2015 – 2019
Source: FDOT Crash Analysis Reporting (CAR) Online for state highway facilities, and Signal Four Analytics and FDOT State Safety Office GIS (SSOGIS) for non-state highways.

B. *Identify the level of safety analysis to be performed, along with any software and tools to be used.*

An existing conditions safety analysis and a quantitative safety analysis will be performed as per the 2020 FDOT IARUG. The analysis will comply with the guidelines of the FDOT IARUG Safety Analysis Guidance to determine the estimated change in the expected number of crashes due to the proposed improvements.

8.0 Consistency with Other Plans/Projects

A. *The request will be reviewed for consistency with facility Master Plans, Actions Plans, SIS Plan, MPO Long Range Transportation Plans, Local Government Comprehensive Plans, or development applications, etc.*

This study will incorporate all planned projects proposed under Hillsborough County MPO's 2045 LRTP, Mobility 2045: Pasco County's Transportation Plan, and the FDOT's SIS Cost Affordable Plan.

B. *Where the request is inconsistent with any plan, steps to bring the plan into consistency will be developed.*

The FDOT will coordinate with the Hillsborough County and Pasco County MPOs to ensure that the proposed improvements are consistent with the improvements documented in the Hillsborough County 2045 LRTP and Pasco County Mobility 2045. In the case that the proposed improvements are not consistent, the FDOT will work with MPO staff to amend the 2045 LRTPs to match the

DocuSign Envelope ID: 00F7F873-2213-453E-A7D6-7A719BA1E281

improvements documented in the southbound I-75 from SR 56 to the I-275/I-75 Apex IMR.

C. *The operational relationship of this request to the other interchanges will be reviewed and documented. The following other IARs are located within the area of influence.*

Within the proposed area of influence, an Interchange Operational Analysis Report (IOAR) for the I-75 at SR 56 interchange (FPID: 430573-1-12-01) was completed in September 2014.

9.0 Environmental Considerations

A. *Status of Environmental Approval and permitting process.*

The proposed transportation improvements are currently being evaluated in the Southbound I-75 PD&E Study from SR 56 to the I-275/I-75 Apex and screened by the Environmental Technical Advisory Team (ETAT) through FDOT's Efficient Decision Making Process (ETDM) Programming Screen (Project #14330). Information concerning the status of the approval of the environmental document, and the permitting process, will be included in the southbound I-75 from SR 56 to the I-275/I-75 Apex IMR.

B. *Identify the environmental considerations that could influence the outcome of the alternative development and selection process.*

Environmental considerations for the proposed transportation improvements will be documented in the Type 2 Categorical Exclusion (CE) that is currently being prepared as part of the ongoing Southbound I-75 PD&E Study from SR 56 to the I-275/I-75 Apex.

10.0 Coordination

Yes	No*	N/A*	
☒	☐	☐	An appropriate effort of coordination will be made with appropriate proposed developments in the area.
☒	☐	☐	Request will identify and include (if applicable) a commitment to complete the other non-interchange/non-intersection improvements that are necessary for the interchange/intersection to function as proposed.
☒	☐	☐	Request will document whether the project requires financial or infrastructure commitments from other agencies, organizations, or private entities.
☒	☐	☐	Request will document any pre-condition contingencies required in regards to the timing of other improvements and their inclusion in a TIP/STIP/LRTP prior to the Interstate access approval (final approval of NEPA document).
☒	☐	☐	Request will document the funding and phasing.

**Explain if No or Not Applicable (N/A) is checked*:

DocuSign Envelope ID: 00F7F873-2213-453E-A7D6-7A719BA1E281

11.0 Anticipated Design Exceptions and Variations

☒ *Design exceptions/variations are not anticipated, but if an exception/variation should arise it will be processed per FHWA and FDOT standards.*

☐ *The following exceptions/variations to FDOT, AASHTO or FHWA rules, policies, standards, criteria or procedures have been identified:*

12.0 Conceptual Signing Plan

A conceptual signing and marking plan that is consistent with guidelines provided in the Manual on Uniform Traffic Devices (MUTCD) will be prepared and included as part of the southbound I-75 from SR 56 to the I-275/I-75 Apex IMR.

13.0 Access Management Plan

☒ *Access management plan within the area of influence will not be changed by the proposed improvements to the interchange.*

☐ *The improvement will affect the access management within the area of influence that will require a change to the access management plan. An access management plan will be developed within the area of influence to complement the improvements to the interchange.*

14.0 FHWA Policy Points

The two FHWA policy points will be addressed within the access request.

DocuSign Envelope ID: 00F7F873-2213-453E-A7D6-7A719BA1E281

B

Traffic Count Data

DocuSign Envelope ID: 00F7F873-2213-453E-A7D6-7A719BA1E281

B.1

Turning Movement Count Data

DocuSign Envelope ID: 00F7F873-2213-453E-A7D6-7A719BA1E281

Intersection Turning Movement Count

City/County: Wesley Chapel/Pasco
Weather: On/Off Rain 5-6pm
Comments:

File Name : SR56&I75SB
Site Code : 0700601
Start Date : 10/5/2021
Page No : 1

Groups Printed- Passenger Vehicles - Heavy Vehicles - UTurns

	I-75 SB RAMP Southbound				SR 56 Westbound				SR 56 Eastbound				
Start Time	Left	Thru	Right	App. Total	Left	Thru	Right	App. Total	Left	Thru	Right	App. Total	Int. Total
07:00 AM	20	0	66	86	379	272	0	651	0	164	428	592	1329
07:15 AM	21	0	74	95	424	315	0	739	0	194	435	629	1463
07:30 AM	40	1	96	137	401	344	0	745	0	176	415	591	1473
07:45 AM	38	0	100	138	302	348	0	650	0	196	394	590	1378
Total	119	1	336	456	1506	1279	0	2785	0	730	1672	2402	5643
08:00 AM	35	0	85	120	301	273	0	574	0	212	388	600	1294
08:15 AM	43	0	70	113	304	244	0	548	0	217	405	622	1283
08:30 AM	34	0	94	128	303	278	0	581	0	192	342	534	1243
08:45 AM	41	0	97	138	270	333	0	603	0	206	304	510	1251
Total	153	0	346	499	1178	1128	0	2306	0	827	1439	2266	5071
*** BREAK ***													
04:00 PM	36	0	101	137	187	590	0	777	1	252	285	538	1452
04:15 PM	40	0	104	144	166	590	0	756	0	258	299	557	1457
04:30 PM	42	0	93	135	165	559	0	724	0	281	281	562	1421
04:45 PM	32	0	94	126	164	573	0	737	0	295	264	559	1422
Total	150	0	392	542	682	2312	0	2994	1	1086	1129	2216	5752
05:00 PM	35	0	75	110	166	500	0	666	0	247	316	563	1339
05:15 PM	44	0	86	130	163	481	0	644	0	267	325	592	1366
05:30 PM	46	0	91	137	159	458	0	617	0	259	295	554	1308
05:45 PM	48	0	112	160	160	547	0	707	0	259	254	513	1380
Total	173	0	364	537	648	1986	0	2634	0	1032	1190	2222	5393
Grand Total	595	1	1438	2034	4014	6705	0	10719	1	3675	5430	9106	21859
Apprch %	29.3	0	70.7		37.4	62.6	0		0	40.4	59.6		
Total %	2.7	0	6.6	9.3	18.4	30.7	0	49	0	16.8	24.8	41.7	
Passenger Vehicles	573	0	1370	1943	3933	6475	0	10408	0	3558	5263	8821	21172
% Passenger Vehicles	96.3	0	95.3	95.5	98	96.6	0	97.1	0	96.8	96.9	96.9	96.9
Heavy Vehicles	22	1	68	91	76	230	0	306	0	117	167	284	681
% Heavy Vehicles	3.7	100	4.7	4.5	1.9	3.4	0	2.9	0	3.2	3.1	3.1	3.1
UTurns	0	0	0	0	5	0	0	5	1	0	0	1	6
% UTurns	0	0	0	0	0.1	0	0	0	100	0	0	0	0

	I-75 SB RAMP Southbound				SR 56 Westbound				SR 56 Eastbound				
Start Time	Left	Thru	Right	App. Total	Left	Thru	Right	App. Total	Left	Thru	Right	App. Total	Int. Total
Peak Hour Analysis From 07:00 AM to 08:45 AM - Peak 1 of 1													
Peak Hour for Entire Intersection Begins at 07:00 AM													
07:00 AM	20	0	66	86	379	272	0	651	0	164	428	592	1329
07:15 AM	21	0	74	95	**424**	315	0	739	0	194	**435**	**629**	1463
07:30 AM	**40**	**1**	96	137	401	344	0	**745**	0	176	415	591	**1473**
07:45 AM	38	0	**100**	**138**	302	**348**	0	650	0	**196**	394	590	1378
Total Volume	119	1	336	456	1506	1279	0	2785	0	730	1672	2402	5643
% App. Total	26.1	0.2	73.7		54.1	45.9	0		0	30.4	69.6		
PHF	.744	.250	.840	.826	.888	.919	.000	.935	.000	.931	.961	.955	.958

DocuSign Envelope ID: 00F7F873-2213-453E-A7D6-7A719BA1E281

Intersection Turning Movement Count

City/County: Wesley Chapel/Pasco
Weather: On/Off Rain 5-6pm
Comments:

File Name : SR56&I75SB
Site Code : 0700601
Start Date : 10/5/2021
Page No : 2

	I-75 SB RAMP Southbound				SR 56 Westbound				SR 56 Eastbound				
Start Time	Left	Thru	Right	App. Total	Left	Thru	Right	App. Total	Left	Thru	Right	App. Total	Int. Total
Peak Hour Analysis From 07:00 AM to 08:45 AM - Peak 1 of 1													
Peak Hour for Each Approach Begins at:													
	07:30 AM				07:00 AM				07:15 AM				
+0 mins.	40	**1**	96	137	379	272	0	651	0	194	**435**	**629**	
+15 mins.	38	0	**100**	**138**	**424**	315	0	739	0	176	415	591	
+30 mins.	35	0	85	120	401	344	0	**745**	0	196	394	590	
+45 mins.	**43**	0	70	113	302	**348**	0	650	0	**212**	388	600	
Total Volume	156	1	351	508	1506	1279	0	2785	0	778	1632	2410	
% App. Total	30.7	0.2	69.1		54.1	45.9	0		0	32.3	67.7		
PHF	.907	.250	.878	.920	.888	.919	.000	.935	.000	.917	.938	.958	
Peak Hour Analysis From 04:00 PM to 05:45 PM - Peak 1 of 1													
Peak Hour for Entire Intersection Begins at 04:00 PM													
04:00 PM	36	0	101	137	**187**	**590**	0	**777**	**1**	252	285	538	1452
04:15 PM	40	0	**104**	**144**	166	590	0	756	0	258	**299**	557	**1457**
04:30 PM	**42**	0	93	135	165	559	0	724	0	281	281	**562**	1421
04:45 PM	32	0	94	126	164	573	0	737	0	**295**	264	559	1422
Total Volume	150	0	392	542	682	2312	0	2994	1	1086	1129	2216	5752
% App. Total	27.7	0	72.3		22.8	77.2	0		0	49	50.9		
PHF	.893	.000	.942	.941	.912	.980	.000	.963	.250	.920	.944	.986	.987

Peak Hour Analysis From 04:00 PM to 05:45 PM - Peak 1 of 1													
Peak Hour for Each Approach Begins at:													
	04:00 PM				04:00 PM				04:30 PM				
+0 mins.	36	0	101	137	**187**	**590**	0	**777**	0	281	281	562	
+15 mins.	40	0	**104**	**144**	166	590	0	756	0	**295**	264	559	
+30 mins.	**42**	0	93	135	165	559	0	724	0	247	316	563	
+45 mins.	32	0	94	126	164	573	0	737	0	267	**325**	**592**	
Total Volume	150	0	392	542	682	2312	0	2994	0	1090	1186	2276	
% App. Total	27.7	0	72.3		22.8	77.2	0		0	47.9	52.1		
PHF	.893	.000	.942	.941	.912	.980	.000	.963	.000	.924	.912	.961	

DocuSign Envelope ID: 00F7F873-2213-453E-A7D6-7A719BA1E281

Intersection Turning Movement Count

City/County: Wesley Chapel/Pasco
Weather: On/Off Rain 5-6pm
Comments:

File Name : SR56&I75SB
Site Code : 0700601
Start Date : 10/5/2021
Page No : 1

Groups Printed- Passenger Vehicles

	I-75 SB RAMP Southbound				SR 56 Westbound				SR 56 Eastbound				
Start Time	Left	Thru	Right	App. Total	Left	Thru	Right	App. Total	Left	Thru	Right	App. Total	Int. Total
07:00 AM	18	0	64	82	377	249	0	626	0	155	418	573	1281
07:15 AM	18	0	66	84	417	281	0	698	0	186	423	609	1391
07:30 AM	36	0	87	123	396	322	0	718	0	163	403	566	1407
07:45 AM	37	0	91	128	298	335	0	633	0	186	385	571	1332
Total	109	0	308	417	1488	1187	0	2675	0	690	1629	2319	5411
08:00 AM	33	0	83	116	295	257	0	552	0	200	371	571	1239
08:15 AM	43	0	66	109	299	226	0	525	0	208	394	602	1236
08:30 AM	30	0	83	113	302	256	0	558	0	184	329	513	1184
08:45 AM	40	0	90	130	258	311	0	569	0	199	289	488	1187
Total	146	0	322	468	1154	1050	0	2204	0	791	1383	2174	4846
*** BREAK ***													
04:00 PM	36	0	98	134	179	580	0	759	0	247	274	521	1414
04:15 PM	38	0	98	136	158	580	0	738	0	250	287	537	1411
04:30 PM	42	0	89	131	162	549	0	711	0	274	273	547	1389
04:45 PM	31	0	94	125	162	559	0	721	0	293	252	545	1391
Total	147	0	379	526	661	2268	0	2929	0	1064	1086	2150	5605
05:00 PM	35	0	75	110	158	494	0	652	0	245	308	553	1315
05:15 PM	43	0	86	129	158	477	0	635	0	261	318	579	1343
05:30 PM	46	0	90	136	157	455	0	612	0	252	288	540	1288
05:45 PM	47	0	110	157	157	544	0	701	0	255	251	506	1364
Total	171	0	361	532	630	1970	0	2600	0	1013	1165	2178	5310
Grand Total	573	0	1370	1943	3933	6475	0	10408	0	3558	5263	8821	21172
Apprch %	29.5	0	70.5		37.8	62.2	0		0	40.3	59.7		
Total %	2.7	0	6.5	9.2	18.6	30.6	0	49.2	0	16.8	24.9	41.7	

	I-75 SB RAMP Southbound				SR 56 Westbound				SR 56 Eastbound				
Start Time	Left	Thru	Right	App. Total	Left	Thru	Right	App. Total	Left	Thru	Right	App. Total	Int. Total
Peak Hour Analysis From 07:00 AM to 08:45 AM - Peak 1 of 1													
Peak Hour for Entire Intersection Begins at 07:00 AM													
07:00 AM	18	0	64	82	377	249	0	626	0	155	418	573	1281
07:15 AM	18	0	66	84	**417**	281	0	698	0	**186**	**423**	**609**	1391
07:30 AM	36	0	87	123	396	322	0	**718**	0	163	403	566	**1407**
07:45 AM	**37**	0	**91**	**128**	298	**335**	0	633	0	186	385	571	1332
Total Volume	109	0	308	417	1488	1187	0	2675	0	690	1629	2319	5411
% App. Total	26.1	0	73.9		55.6	44.4	0		0	29.8	70.2		
PHF	.736	.000	.846	.814	.892	.886	.000	.931	.000	.927	.963	.952	.961

Peak Hour Analysis From 07:00 AM to 08:45 AM - Peak 1 of 1
Peak Hour for Each Approach Begins at:

	07:30 AM				07:00 AM				07:00 AM			
+0 mins.	36	0	87	123	377	249	0	626	0	155	418	573
+15 mins.	37	0	**91**	**128**	**417**	281	0	698	0	**186**	**423**	**609**
+30 mins.	33	0	83	116	396	322	0	**718**	0	163	403	566
+45 mins.	**43**	0	66	109	298	**335**	0	633	0	186	385	571
Total Volume	149	0	327	476	1488	1187	0	2675	0	690	1629	2319
% App. Total	31.3	0	68.7		55.6	44.4	0		0	29.8	70.2	
PHF	.866	.000	.898	.930	.892	.886	.000	.931	.000	.927	.963	.952

DocuSign Envelope ID: 00F7F873-2213-453E-A7D6-7A719BA1E281

Intersection Turning Movement Count

City/County: Wesley Chapel/Pasco
Weather: On/Off Rain 5-6pm
Comments:

File Name : SR56&I75SB
Site Code : 0700601
Start Date : 10/5/2021
Page No : 2

	I-75 SB RAMP Southbound				SR 56 Westbound				SR 56 Eastbound				
Start Time	Left	Thru	Right	App. Total	Left	Thru	Right	App. Total	Left	Thru	Right	App. Total	Int. Total
Peak Hour Analysis From 04:00 PM to 05:45 PM - Peak 1 of 1													
Peak Hour for Entire Intersection Begins at 04:00 PM													
04:00 PM	36	0	**98**	134	**179**	**580**	0	**759**	0	247	274	521	**1414**
04:15 PM	38	0	98	**136**	158	580	0	738	0	250	**287**	537	1411
04:30 PM	**42**	0	89	131	162	549	0	711	0	274	273	**547**	1389
04:45 PM	31	0	94	125	162	559	0	721	0	**293**	252	545	1391
Total Volume	147	0	379	526	661	2268	0	2929	0	1064	1086	2150	5605
% App. Total	27.9	0	72.1		22.6	77.4	0		0	49.5	50.5		
PHF	.875	.000	.967	.967	.923	.978	.000	.965	.000	.908	.946	.983	.991

Peak Hour Analysis From 04:00 PM to 05:45 PM - Peak 1 of 1													
Peak Hour for Each Approach Begins at:													
	05:00 PM				04:00 PM				04:30 PM				
+0 mins.	35	0	75	110	**179**	**580**	0	**759**	0	274	273	547	
+15 mins.	43	0	86	129	158	580	0	738	0	**293**	252	545	
+30 mins.	46	0	90	136	162	549	0	711	0	245	308	553	
+45 mins.	**47**	0	**110**	**157**	162	559	0	721	0	261	**318**	**579**	
Total Volume	171	0	361	532	661	2268	0	2929	0	1073	1151	2224	
% App. Total	32.1	0	67.9		22.6	77.4	0		0	48.2	51.8		
PHF	.910	.000	.820	.847	.923	.978	.000	.965	.000	.916	.905	.960	

DocuSign Envelope ID: 00F7F873-2213-453E-A7D6-7A719BA1E281

Intersection Turning Movement Count

City/County: Wesley Chapel/Pasco
Weather: On/Off Rain 5-6pm
Comments:

File Name : SR56&I75SB
Site Code : 0700601
Start Date : 10/5/2021
Page No : 1

Groups Printed- Heavy Vehicles

	I-75 SB RAMP Southbound				SR 56 Westbound				SR 56 Eastbound				
Start Time	Left	Thru	Right	App. Total	Left	Thru	Right	App. Total	Left	Thru	Right	App. Total	Int. Total
07:00 AM	2	0	2	4	2	23	0	25	0	9	10	19	48
07:15 AM	3	0	8	11	7	34	0	41	0	8	12	20	72
07:30 AM	4	1	9	14	5	22	0	27	0	13	12	25	66
07:45 AM	1	0	9	10	4	13	0	17	0	10	9	19	46
Total	10	1	28	39	18	92	0	110	0	40	43	83	232
08:00 AM	2	0	2	4	5	16	0	21	0	12	17	29	54
08:15 AM	0	0	4	4	5	18	0	23	0	9	11	20	47
08:30 AM	4	0	11	15	1	22	0	23	0	8	13	21	59
08:45 AM	1	0	7	8	11	22	0	33	0	7	15	22	63
Total	7	0	24	31	22	78	0	100	0	36	56	92	223
*** BREAK ***													
04:00 PM	0	0	3	3	7	10	0	17	0	5	11	16	36
04:15 PM	2	0	6	8	8	10	0	18	0	8	12	20	46
04:30 PM	0	0	4	4	2	10	0	12	0	7	8	15	31
04:45 PM	1	0	0	1	2	14	0	16	0	2	12	14	31
Total	3	0	13	16	19	44	0	63	0	22	43	65	144
05:00 PM	0	0	0	0	7	6	0	13	0	2	8	10	23
05:15 PM	1	0	0	1	5	4	0	9	0	6	7	13	23
05:30 PM	0	0	1	1	2	3	0	5	0	7	7	14	20
05:45 PM	1	0	2	3	3	3	0	6	0	4	3	7	16
Total	2	0	3	5	17	16	0	33	0	19	25	44	82
Grand Total	22	1	68	91	76	230	0	306	0	117	167	284	681
Apprch %	24.2	1.1	74.7		24.8	75.2	0		0	41.2	58.8		
Total %	3.2	0.1	10	13.4	11.2	33.8	0	44.9	0	17.2	24.5	41.7	

	I-75 SB RAMP Southbound				SR 56 Westbound				SR 56 Eastbound				
Start Time	Left	Thru	Right	App. Total	Left	Thru	Right	App. Total	Left	Thru	Right	App. Total	Int. Total
Peak Hour Analysis From 07:00 AM to 08:45 AM - Peak 1 of 1													
Peak Hour for Entire Intersection Begins at 07:15 AM													
07:15 AM	3	0	8	11	**7**	**34**	0	**41**	0	8	12	20	**72**
07:30 AM	**4**	**1**	**9**	**14**	5	22	0	27	0	**13**	12	25	66
07:45 AM	1	0	9	10	4	13	0	17	0	10	9	19	46
08:00 AM	2	0	2	4	5	16	0	21	0	12	**17**	**29**	54
Total Volume	10	1	28	39	21	85	0	106	0	43	50	93	238
% App. Total	25.6	2.6	71.8		19.8	80.2	0		0	46.2	53.8		
PHF	.625	.250	.778	.696	.750	.625	.000	.646	.000	.827	.735	.802	.826

Peak Hour Analysis From 07:00 AM to 08:45 AM - Peak 1 of 1
Peak Hour for Each Approach Begins at:

	07:00 AM				07:00 AM				07:15 AM			
+0 mins.	2	0	2	4	2	23	0	25	0	8	12	20
+15 mins.	3	0	8	11	**7**	**34**	0	**41**	0	**13**	12	25
+30 mins.	**4**	**1**	**9**	**14**	5	22	0	27	0	10	9	19
+45 mins.	1	0	9	10	4	13	0	17	0	12	**17**	**29**
Total Volume	10	1	28	39	18	92	0	110	0	43	50	93
% App. Total	25.6	2.6	71.8		16.4	83.6	0		0	46.2	53.8	
PHF	.625	.250	.778	.696	.643	.676	.000	.671	.000	.827	.735	.802

DocuSign Envelope ID: 00F7F873-2213-453E-A7D6-7A719BA1E281

Intersection Turning Movement Count

City/County: Wesley Chapel/Pasco
Weather: On/Off Rain 5-6pm
Comments:

File Name : SR56&I75SB
Site Code : 0700601
Start Date : 10/5/2021
Page No : 2

	I-75 SB RAMP Southbound				SR 56 Westbound				SR 56 Eastbound				
Start Time	Left	Thru	Right	App. Total	Left	Thru	Right	App. Total	Left	Thru	Right	App. Total	Int. Total
Peak Hour Analysis From 04:00 PM to 05:45 PM - Peak 1 of 1													
Peak Hour for Entire Intersection Begins at 04:00 PM													
04:00 PM	0	0	3	3	7	10	0	17	0	5	11	16	36
04:15 PM	**2**	0	**6**	**8**	**8**	10	0	**18**	0	**8**	**12**	**20**	**46**
04:30 PM	0	0	4	4	2	10	0	12	0	7	8	15	31
04:45 PM	1	0	0	1	2	**14**	0	16	0	2	12	14	31
Total Volume	3	0	13	16	19	44	0	63	0	22	43	65	144
% App. Total	18.8	0	81.2		30.2	69.8	0		0	33.8	66.2		
PHF	.375	.000	.542	.500	.594	.786	.000	.875	.000	.688	.896	.813	.783

Peak Hour Analysis From 04:00 PM to 05:45 PM - Peak 1 of 1													
Peak Hour for Each Approach Begins at:													
	04:00 PM				04:00 PM				04:00 PM				
+0 mins.	0	0	3	3	7	10	0	17	0	5	11	16	
+15 mins.	**2**	0	**6**	**8**	**8**	10	0	**18**	0	**8**	**12**	**20**	
+30 mins.	0	0	4	4	2	10	0	12	0	7	8	15	
+45 mins.	1	0	0	1	2	**14**	0	16	0	2	12	14	
Total Volume	3	0	13	16	19	44	0	63	0	22	43	65	
% App. Total	18.8	0	81.2		30.2	69.8	0		0	33.8	66.2		
PHF	.375	.000	.542	.500	.594	.786	.000	.875	.000	.688	.896	.813	

DocuSign Envelope ID: 00F7F873-2213-453E-A7D6-7A719BA1E281

Intersection Turning Movement Count

City/County: Wesley Chapel/Pasco
Weather: On/Off Rain 5-6pm
Comments:

File Name : SR56&I75SB
Site Code : 0700601
Start Date : 10/5/2021
Page No : 1

Groups Printed- UTurns

	I-75 SB RAMP Southbound				SR 56 Westbound				SR 56 Eastbound				
Start Time	Left	Thru	Right	App. Total	Left	Thru	Right	App. Total	Left	Thru	Right	App. Total	Int. Total
*** BREAK ***													
08:00 AM	0	0	0	0	1	0	0	1	0	0	0	0	1
*** BREAK ***													
08:45 AM	0	0	0	0	1	0	0	1	0	0	0	0	1
Total	0	0	0	0	2	0	0	2	0	0	0	0	2
*** BREAK ***													
04:00 PM	0	0	0	0	1	0	0	1	1	0	0	1	2
*** BREAK ***													
04:30 PM	0	0	0	0	1	0	0	1	0	0	0	0	1
*** BREAK ***													
Total	0	0	0	0	2	0	0	2	1	0	0	1	3
05:00 PM	0	0	0	0	1	0	0	1	0	0	0	0	1
*** BREAK ***													
Total	0	0	0	0	1	0	0	1	0	0	0	0	1
Grand Total	0	0	0	0	5	0	0	5	1	0	0	1	6
Apprch %	0	0	0		100	0	0		100	0	0		
Total %	0	0	0	0	83.3	0	0	83.3	16.7	0	0	16.7	

	I-75 SB RAMP Southbound				SR 56 Westbound				SR 56 Eastbound				
Start Time	Left	Thru	Right	App. Total	Left	Thru	Right	App. Total	Left	Thru	Right	App. Total	Int. Total
Peak Hour Analysis From 07:00 AM to 08:45 AM - Peak 1 of 1													
Peak Hour for Entire Intersection Begins at 08:00 AM													
08:00 AM	0	0	0	0	**1**	0	0	**1**	0	0	0	0	**1**
08:15 AM	0	0	0	0	0	0	0	0	0	0	0	0	0
08:30 AM	0	0	0	0	0	0	0	0	0	0	0	0	0
08:45 AM	0	0	0	0	1	0	0	1	0	0	0	0	1
Total Volume	0	0	0	0	2	0	0	2	0	0	0	0	2
% App. Total	0	0	0		100	0	0		0	0	0		
PHF	.000	.000	.000	.000	.500	.000	.000	.500	.000	.000	.000	.000	.500
Peak Hour Analysis From 07:00 AM to 08:45 AM - Peak 1 of 1													
Peak Hour for Each Approach Begins at:													
	07:00 AM				08:00 AM				07:00 AM				
+0 mins.	0	0	0	0	**1**	0	0	**1**	0	0	0	0	
+15 mins.	0	0	0	0	0	0	0	0	0	0	0	0	
+30 mins.	0	0	0	0	0	0	0	0	0	0	0	0	
+45 mins.	0	0	0	0	1	0	0	1	0	0	0	0	
Total Volume	0	0	0	0	2	0	0	2	0	0	0	0	
% App. Total	0	0	0		100	0	0		0	0	0		
PHF	.000	.000	.000	.000	.500	.000	.000	.500	.000	.000	.000	.000	
Peak Hour Analysis From 04:00 PM to 05:45 PM - Peak 1 of 1													
Peak Hour for Entire Intersection Begins at 04:00 PM													
04:00 PM	0	0	0	0	**1**	0	0	**1**	**1**	0	0	**1**	**2**
04:15 PM	0	0	0	0	0	0	0	0	0	0	0	0	0
04:30 PM	0	0	0	0	1	0	0	1	0	0	0	0	1
04:45 PM	0	0	0	0	0	0	0	0	0	0	0	0	0
Total Volume	0	0	0	0	2	0	0	2	1	0	0	1	3
% App. Total	0	0	0		100	0	0		100	0	0		
PHF	.000	.000	.000	.000	.500	.000	.000	.500	.250	.000	.000	.250	.375

DocuSign Envelope ID: 00F7F873-2213-453E-A7D6-7A719BA1E281

Intersection Turning Movement Count

City/County: Wesley Chapel/Pasco
Weather: On/Off Rain 5-6pm
Comments:

File Name : SR56&I75SB
Site Code : 0700601
Start Date : 10/5/2021
Page No : 2

	I-75 SB RAMP Southbound				SR 56 Westbound				SR 56 Eastbound				
Start Time	Left	Thru	Right	App. Total	Left	Thru	Right	App. Total	Left	Thru	Right	App. Total	Int. Total
Peak Hour Analysis From 04:00 PM to 05:45 PM - Peak 1 of 1													
Peak Hour for Each Approach Begins at:													
	04:00 PM				04:00 PM				04:00 PM				
+0 mins.	0	0	0	0	**1**	0	0	**1**	**1**	0	0	**1**	
+15 mins.	0	0	0	0	0	0	0	0	0	0	0	0	
+30 mins.	0	0	0	0	1	0	0	1	0	0	0	0	
+45 mins.	0	0	0	0	0	0	0	0	0	0	0	0	
Total Volume	0	0	0	0	2	0	0	2	1	0	0	1	
% App. Total	0	0	0		100	0	0		100	0	0		
PHF	.000	.000	.000	.000	.500	.000	.000	.500	.250	.000	.000	.250	

DocuSign Envelope ID: 00F7F873-2213-453E-A7D6-7A719BA1E281

Intersection Pedestrian & Bicycle Count

Date: 10/5/21 Day: Tuesday

Count Times: 7-9am & 4-6pm Weather: On/Off Rain 5-6pm

Intersection: SR 56 at I-75 SB Ramps

Comments: *** Construction workers in intersection**

C - Children under 12; S - Seniors 65 or over; D - Physical Disability

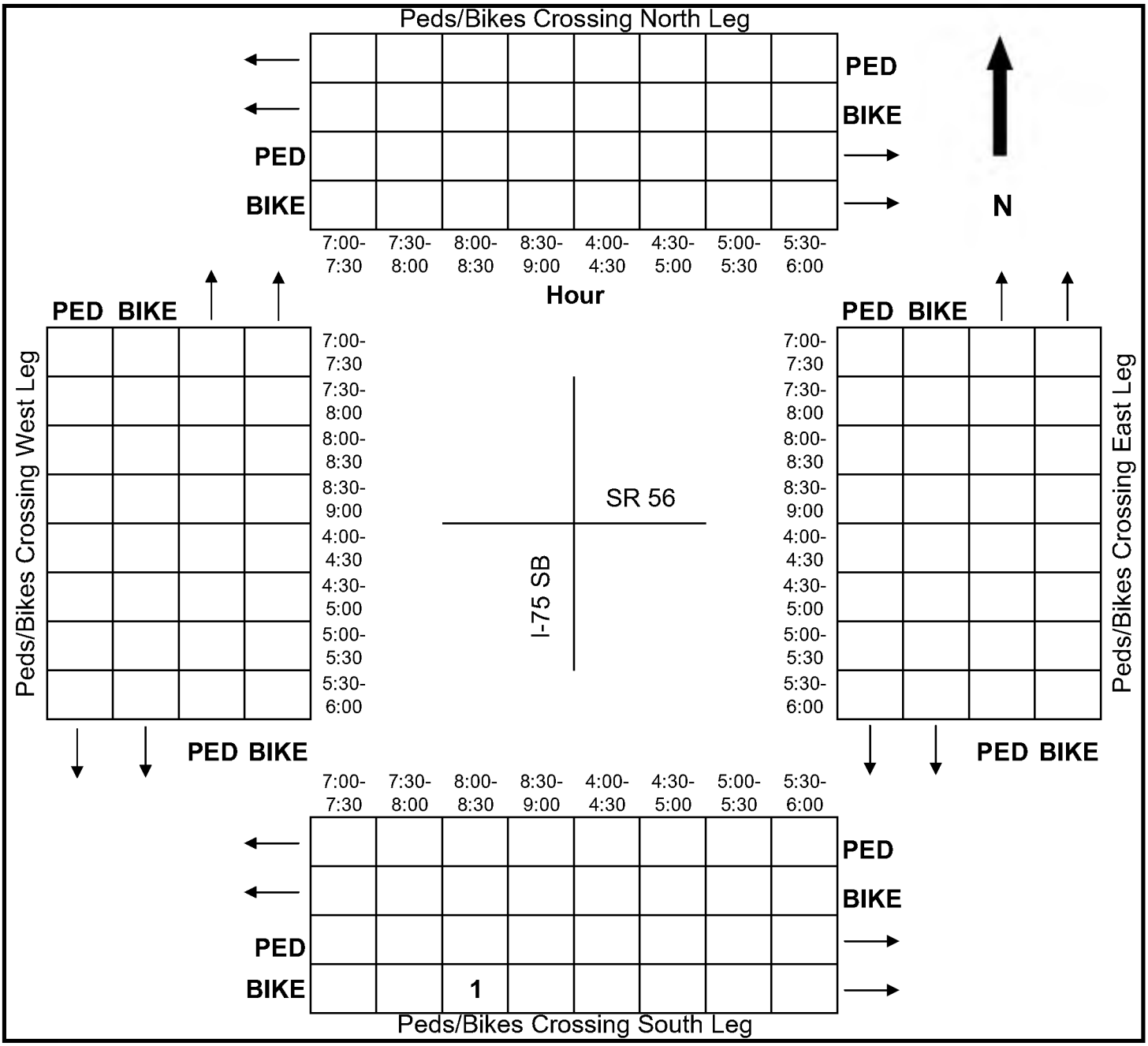

DocuSign Envelope ID: 00F7F873-2213-453E-A7D6-7A719BA1E281

Intersection Turning Movement Count

City/County: Wesley Chapel/Pasco
Weather: On/Off Rain 5-6pm
Comments:

File Name : SR56&I75NB
Site Code : 0700601
Start Date : 10/5/2021
Page No : 1

Groups Printed- Passenger Vehicles - Heavy Vehicles - UTurns

	SR 56 Westbound				I-75 NB RAMP Northbound				SR 56 Eastbound				
Start Time	Left	Thru	Right	App. Total	Left	Thru	Right	App. Total	Left	Thru	Right	App. Total	Int. Total
07:00 AM	0	490	23	513	172	0	134	306	69	113	0	182	1001
07:15 AM	0	568	29	597	196	0	152	348	76	148	0	224	1169
07:30 AM	0	568	26	594	204	1	175	380	48	154	0	202	1176
07:45 AM	0	484	28	512	164	0	195	359	56	187	0	243	1114
Total	0	2110	106	2216	736	1	656	1393	249	602	0	851	4460
08:00 AM	0	473	33	506	108	0	165	273	60	193	0	253	1032
08:15 AM	0	454	41	495	108	0	153	261	49	227	0	276	1032
08:30 AM	0	497	32	529	132	1	197	330	52	195	0	247	1106
08:45 AM	0	472	21	493	138	1	170	309	54	209	0	263	1065
Total	0	1896	127	2023	486	2	685	1173	215	824	0	1039	4235
*** BREAK ***													
04:00 PM	0	353	47	400	387	1	287	675	64	234	0	298	1373
04:15 PM	0	327	57	384	427	0	309	736	66	231	0	297	1417
04:30 PM	0	325	55	380	395	0	292	687	65	234	0	299	1366
04:45 PM	0	323	69	392	442	0	334	776	71	225	0	296	1464
Total	0	1328	228	1556	1651	1	1222	2874	266	924	0	1190	5620
05:00 PM	0	348	83	431	351	0	316	667	62	210	0	272	1370
05:15 PM	0	301	55	356	341	0	320	661	66	235	0	301	1318
05:30 PM	0	299	64	363	322	1	353	676	59	246	0	305	1344
05:45 PM	0	312	41	353	390	0	350	740	53	263	0	316	1409
Total	0	1260	243	1503	1404	1	1339	2744	240	954	0	1194	5441
Grand Total	0	6594	704	7298	4277	5	3902	8184	970	3304	0	4274	19756
Apprch %	0	90.4	9.6		52.3	0.1	47.7		22.7	77.3	0		
Total %	0	33.4	3.6	36.9	21.6	0	19.8	41.4	4.9	16.7	0	21.6	
Passenger Vehicles	0	6438	684	7122	4133	4	3852	7989	910	3221	0	4131	19242
% Passenger Vehicles	0	97.6	97.2	97.6	96.6	80	98.7	97.6	93.8	97.5	0	96.7	97.4
Heavy Vehicles	0	156	20	176	144	1	50	195	44	83	0	127	498
% Heavy Vehicles	0	2.4	2.8	2.4	3.4	20	1.3	2.4	4.5	2.5	0	3	2.5
UTurns	0	0	0	0	0	0	0	0	16	0	0	16	16
% UTurns	0	0	0	0	0	0	0	0	1.6	0	0	0.4	0.1

	SR 56 Westbound				I-75 NB RAMP Northbound				SR 56 Eastbound				
Start Time	Left	Thru	Right	App. Total	Left	Thru	Right	App. Total	Left	Thru	Right	App. Total	Int. Total
Peak Hour Analysis From 07:00 AM to 08:45 AM - Peak 1 of 1													
Peak Hour for Entire Intersection Begins at 07:15 AM													
07:15 AM	0	**568**	29	**597**	196	0	152	348	**76**	148	0	224	1169
07:30 AM	0	568	26	594	**204**	**1**	175	**380**	48	154	0	202	**1176**
07:45 AM	0	484	28	512	164	0	**195**	359	56	187	0	243	1114
08:00 AM	0	473	**33**	506	108	0	165	273	60	**193**	0	**253**	1032
Total Volume	0	2093	116	2209	672	1	687	1360	240	682	0	922	4491
% App. Total	0	94.7	5.3		49.4	0.1	50.5		26	74	0		
PHF	.000	.921	.879	.925	.824	.250	.881	.895	.789	.883	.000	.911	.955

DocuSign Envelope ID: 00F7F873-2213-453E-A7D6-7A719BA1E281

Intersection Turning Movement Count

City/County: Wesley Chapel/Pasco
Weather: On/Off Rain 5-6pm
Comments:

File Name : SR56&I75NB
Site Code : 0700601
Start Date : 10/5/2021
Page No : 2

	SR 56 Westbound				I-75 NB RAMP Northbound				SR 56 Eastbound				
Start Time	Left	Thru	Right	App. Total	Left	Thru	Right	App. Total	Left	Thru	Right	App. Total	Int. Total
Peak Hour Analysis From 07:00 AM to 08:45 AM - Peak 1 of 1													
Peak Hour for Each Approach Begins at:													
	07:00 AM				07:00 AM				08:00 AM				
+0 mins.	0	490	23	513	172	0	134	306	**60**	193	0	253	
+15 mins.	0	**568**	**29**	**597**	196	0	152	348	49	**227**	0	**276**	
+30 mins.	0	568	26	594	**204**	**1**	175	**380**	52	195	0	247	
+45 mins.	0	484	28	512	164	0	**195**	359	54	209	0	263	
Total Volume	0	2110	106	2216	736	1	656	1393	215	824	0	1039	
% App. Total	0	95.2	4.8		52.8	0.1	47.1		20.7	79.3	0		
PHF	.000	.929	.914	.928	.902	.250	.841	.916	.896	.907	.000	.941	
Peak Hour Analysis From 04:00 PM to 05:45 PM - Peak 1 of 1													
Peak Hour for Entire Intersection Begins at 04:00 PM													
04:00 PM	0	**353**	47	**400**	387	**1**	287	675	64	**234**	0	298	1373
04:15 PM	0	327	57	384	427	0	309	736	66	231	0	297	1417
04:30 PM	0	325	55	380	395	0	292	687	65	234	0	**299**	1366
04:45 PM	0	323	**69**	392	**442**	0	**334**	**776**	**71**	225	0	296	**1464**
Total Volume	0	1328	228	1556	1651	1	1222	2874	266	924	0	1190	5620
% App. Total	0	85.3	14.7		57.4	0	42.5		22.4	77.6	0		
PHF	.000	.941	.826	.973	.934	.250	.915	.926	.937	.987	.000	.995	.960

Peak Hour Analysis From 04:00 PM to 05:45 PM - Peak 1 of 1													
Peak Hour for Each Approach Begins at:													
	04:15 PM				04:00 PM				05:00 PM				
+0 mins.	0	327	57	384	387	**1**	287	675	62	210	0	272	
+15 mins.	0	325	55	380	427	0	309	736	**66**	235	0	301	
+30 mins.	0	323	69	392	395	0	292	687	59	246	0	305	
+45 mins.	0	**348**	**83**	**431**	**442**	0	**334**	**776**	53	**263**	0	**316**	
Total Volume	0	1323	264	1587	1651	1	1222	2874	240	954	0	1194	
% App. Total	0	83.4	16.6		57.4	0	42.5		20.1	79.9	0		
PHF	.000	.950	.795	.921	.934	.250	.915	.926	.909	.907	.000	.945	

DocuSign Envelope ID: 00F7F873-2213-453E-A7D6-7A719BA1E281

Intersection Turning Movement Count

City/County: Wesley Chapel/Pasco
Weather: On/Off Rain 5-6pm
Comments:

File Name : SR56&I75NB
Site Code : 0700601
Start Date : 10/5/2021
Page No : 1

Groups Printed- Passenger Vehicles

	SR 56 Westbound				I-75 NB RAMP Northbound				SR 56 Eastbound				
Start Time	Left	Thru	Right	App. Total	Left	Thru	Right	App. Total	Left	Thru	Right	App. Total	Int. Total
07:00 AM	0	480	23	503	155	0	128	283	67	106	0	173	959
07:15 AM	0	552	28	580	170	0	146	316	74	141	0	215	1111
07:30 AM	0	562	24	586	184	0	168	352	45	144	0	189	1127
07:45 AM	0	477	26	503	157	0	191	348	46	182	0	228	1079
Total	0	2071	101	2172	666	0	633	1299	232	573	0	805	4276
08:00 AM	0	460	27	487	101	0	162	263	54	187	0	241	991
08:15 AM	0	439	39	478	100	0	152	252	44	222	0	266	996
08:30 AM	0	482	31	513	124	1	194	319	49	188	0	237	1069
08:45 AM	0	454	18	472	123	1	168	292	50	202	0	252	1016
Total	0	1835	115	1950	448	2	676	1126	197	799	0	996	4072
*** BREAK ***													
04:00 PM	0	346	47	393	381	1	284	666	63	231	0	294	1353
04:15 PM	0	312	56	368	424	0	305	729	60	226	0	286	1383
04:30 PM	0	320	55	375	391	0	290	681	61	230	0	291	1347
04:45 PM	0	316	67	383	432	0	333	765	71	222	0	293	1441
Total	0	1294	225	1519	1628	1	1212	2841	255	909	0	1164	5524
05:00 PM	0	340	83	423	345	0	313	658	58	209	0	267	1348
05:15 PM	0	293	55	348	339	0	319	658	63	230	0	293	1299
05:30 PM	0	294	64	358	321	1	351	673	54	240	0	294	1325
05:45 PM	0	311	41	352	386	0	348	734	51	261	0	312	1398
Total	0	1238	243	1481	1391	1	1331	2723	226	940	0	1166	5370
Grand Total	0	6438	684	7122	4133	4	3852	7989	910	3221	0	4131	19242
Apprch %	0	90.4	9.6		51.7	0.1	48.2		22	78	0		
Total %	0	33.5	3.6	37	21.5	0	20	41.5	4.7	16.7	0	21.5	

	SR 56 Westbound				I-75 NB RAMP Northbound				SR 56 Eastbound				
Start Time	Left	Thru	Right	App. Total	Left	Thru	Right	App. Total	Left	Thru	Right	App. Total	Int. Total
Peak Hour Analysis From 07:00 AM to 08:45 AM - Peak 1 of 1													
Peak Hour for Entire Intersection Begins at 07:15 AM													
07:15 AM	0	552	**28**	580	170	0	146	316	**74**	141	0	215	1111
07:30 AM	0	**562**	24	**586**	**184**	0	168	**352**	45	144	0	189	**1127**
07:45 AM	0	477	26	503	157	0	**191**	348	46	182	0	228	1079
08:00 AM	0	460	27	487	101	0	162	263	54	**187**	0	**241**	991
Total Volume	0	2051	105	2156	612	0	667	1279	219	654	0	873	4308
% App. Total	0	95.1	4.9		47.8	0	52.2		25.1	74.9	0		
PHF	.000	.912	.938	.920	.832	.000	.873	.908	.740	.874	.000	.906	.956

Peak Hour Analysis From 07:00 AM to 08:45 AM - Peak 1 of 1
Peak Hour for Each Approach Begins at:

	07:00 AM				07:00 AM				08:00 AM			
+0 mins.	0	480	23	503	155	0	128	283	**54**	187	0	241
+15 mins.	0	552	**28**	580	170	0	146	316	44	**222**	0	**266**
+30 mins.	0	**562**	24	**586**	**184**	0	168	**352**	49	188	0	237
+45 mins.	0	477	26	503	157	0	**191**	348	50	202	0	252
Total Volume	0	2071	101	2172	666	0	633	1299	197	799	0	996
% App. Total	0	95.3	4.7		51.3	0	48.7		19.8	80.2	0	
PHF	.000	.921	.902	.927	.905	.000	.829	.923	.912	.900	.000	.936

DocuSign Envelope ID: 00F7F873-2213-453E-A7D6-7A719BA1E281

Intersection Turning Movement Count

City/County: Wesley Chapel/Pasco
Weather: On/Off Rain 5-6pm
Comments:

File Name : SR56&I75NB
Site Code : 0700601
Start Date : 10/5/2021
Page No : 2

	SR 56 Westbound				I-75 NB RAMP Northbound				SR 56 Eastbound				
Start Time	Left	Thru	Right	App. Total	Left	Thru	Right	App. Total	Left	Thru	Right	App. Total	Int. Total
Peak Hour Analysis From 04:00 PM to 05:45 PM - Peak 1 of 1													
Peak Hour for Entire Intersection Begins at 04:00 PM													
04:00 PM	0	**346**	47	**393**	381	**1**	284	666	63	**231**	0	**294**	1353
04:15 PM	0	312	56	368	424	0	305	729	60	226	0	286	1383
04:30 PM	0	320	55	375	391	0	290	681	61	230	0	291	1347
04:45 PM	0	316	**67**	383	**432**	0	**333**	**765**	**71**	222	0	293	**1441**
Total Volume	0	1294	225	1519	1628	1	1212	2841	255	909	0	1164	5524
% App. Total	0	85.2	14.8		57.3	0	42.7		21.9	78.1	0		
PHF	.000	.935	.840	.966	.942	.250	.910	.928	.898	.984	.000	.990	.958

Peak Hour Analysis From 04:00 PM to 05:45 PM - Peak 1 of 1
Peak Hour for Each Approach Begins at:

	04:15 PM				04:00 PM				05:00 PM				
+0 mins.	0	312	56	368	381	**1**	284	666	58	209	0	267	
+15 mins.	0	320	55	375	424	0	305	729	**63**	230	0	293	
+30 mins.	0	316	67	383	391	0	290	681	54	240	0	294	
+45 mins.	0	**340**	**83**	**423**	**432**	0	**333**	**765**	51	**261**	0	**312**	
Total Volume	0	1288	261	1549	1628	1	1212	2841	226	940	0	1166	
% App. Total	0	83.2	16.8		57.3	0	42.7		19.4	80.6	0		
PHF	.000	.947	.786	.915	.942	.250	.910	.928	.897	.900	.000	.934	

DocuSign Envelope ID: 00F7F873-2213-453E-A7D6-7A719BA1E281

Intersection Turning Movement Count

City/County: Wesley Chapel/Pasco
Weather: On/Off Rain 5-6pm
Comments:

File Name : SR56&I75NB
Site Code : 0700601
Start Date : 10/5/2021
Page No : 1

Groups Printed- Heavy Vehicles

	SR 56 Westbound				I-75 NB RAMP Northbound				SR 56 Eastbound				
Start Time	Left	Thru	Right	App. Total	Left	Thru	Right	App. Total	Left	Thru	Right	App. Total	Int. Total
07:00 AM	0	10	0	10	17	0	6	23	2	7	0	9	42
07:15 AM	0	16	1	17	26	0	6	32	2	7	0	9	58
07:30 AM	0	6	2	8	20	1	7	28	1	10	0	11	47
07:45 AM	0	7	2	9	7	0	4	11	10	5	0	15	35
Total	0	39	5	44	70	1	23	94	15	29	0	44	182
08:00 AM	0	13	6	19	7	0	3	10	6	6	0	12	41
08:15 AM	0	15	2	17	8	0	1	9	5	5	0	10	36
08:30 AM	0	15	1	16	8	0	3	11	1	7	0	8	35
08:45 AM	0	18	3	21	15	0	2	17	4	7	0	11	49
Total	0	61	12	73	38	0	9	47	16	25	0	41	161
*** BREAK ***													
04:00 PM	0	7	0	7	6	0	3	9	1	3	0	4	20
04:15 PM	0	15	1	16	3	0	4	7	5	5	0	10	33
04:30 PM	0	5	0	5	4	0	2	6	2	4	0	6	17
04:45 PM	0	7	2	9	10	0	1	11	0	3	0	3	23
Total	0	34	3	37	23	0	10	33	8	15	0	23	93
05:00 PM	0	8	0	8	6	0	3	9	1	1	0	2	19
05:15 PM	0	8	0	8	2	0	1	3	1	5	0	6	17
05:30 PM	0	5	0	5	1	0	2	3	2	6	0	8	16
05:45 PM	0	1	0	1	4	0	2	6	1	2	0	3	10
Total	0	22	0	22	13	0	8	21	5	14	0	19	62
Grand Total	0	156	20	176	144	1	50	195	44	83	0	127	498
Apprch %	0	88.6	11.4		73.8	0.5	25.6		34.6	65.4	0		
Total %	0	31.3	4	35.3	28.9	0.2	10	39.2	8.8	16.7	0	25.5	

	SR 56 Westbound				I-75 NB RAMP Northbound				SR 56 Eastbound				
Start Time	Left	Thru	Right	App. Total	Left	Thru	Right	App. Total	Left	Thru	Right	App. Total	Int. Total
Peak Hour Analysis From 07:00 AM to 08:45 AM - Peak 1 of 1													
Peak Hour for Entire Intersection Begins at 07:00 AM													
07:00 AM	0	10	0	10	17	0	6	23	2	7	0	9	42
07:15 AM	0	**16**	1	**17**	**26**	0	6	**32**	2	7	0	9	**58**
07:30 AM	0	6	**2**	8	20	**1**	7	28	1	**10**	0	11	47
07:45 AM	0	7	2	9	7	0	4	11	**10**	5	0	**15**	35
Total Volume	0	39	5	44	70	1	23	94	15	29	0	44	182
% App. Total	0	88.6	11.4		74.5	1.1	24.5		34.1	65.9	0		
PHF	.000	.609	.625	.647	.673	.250	.821	.734	.375	.725	.000	.733	.784

Peak Hour Analysis From 07:00 AM to 08:45 AM - Peak 1 of 1
Peak Hour for Each Approach Begins at:

	08:00 AM				07:00 AM				07:30 AM			
+0 mins.	0	13	**6**	19	17	0	6	23	1	**10**	0	11
+15 mins.	0	15	2	17	**26**	0	6	**32**	**10**	5	0	**15**
+30 mins.	0	15	1	16	20	**1**	**7**	28	6	6	0	12
+45 mins.	0	**18**	3	**21**	7	0	4	11	5	5	0	10
Total Volume	0	61	12	73	70	1	23	94	22	26	0	48
% App. Total	0	83.6	16.4		74.5	1.1	24.5		45.8	54.2	0	
PHF	.000	.847	.500	.869	.673	.250	.821	.734	.550	.650	.000	.800

DocuSign Envelope ID: 00F7F873-2213-453E-A7D6-7A719BA1E281

Intersection Turning Movement Count

City/County: Wesley Chapel/Pasco
Weather: On/Off Rain 5-6pm
Comments:

File Name : SR56&I75NB
Site Code : 0700601
Start Date : 10/5/2021
Page No : 2

	SR 56 Westbound				I-75 NB RAMP Northbound				SR 56 Eastbound				
Start Time	Left	Thru	Right	App. Total	Left	Thru	Right	App. Total	Left	Thru	Right	App. Total	Int. Total
Peak Hour Analysis From 04:00 PM to 05:45 PM - Peak 1 of 1													
Peak Hour for Entire Intersection Begins at 04:00 PM													
04:00 PM	0	7	0	7	6	0	3	9	1	3	0	4	20
04:15 PM	0	**15**	1	**16**	3	0	**4**	7	**5**	**5**	0	**10**	**33**
04:30 PM	0	5	0	5	4	0	2	6	2	4	0	6	17
04:45 PM	0	7	**2**	9	**10**	0	1	**11**	0	3	0	3	23
Total Volume	0	34	3	37	23	0	10	33	8	15	0	23	93
% App. Total	0	91.9	8.1		69.7	0	30.3		34.8	65.2	0		
PHF	.000	.567	.375	.578	.575	.000	.625	.750	.400	.750	.000	.575	.705

Peak Hour Analysis From 04:00 PM to 05:45 PM - Peak 1 of 1
Peak Hour for Each Approach Begins at:

	04:15 PM				04:00 PM				04:00 PM				
+0 mins.	0	**15**	1	**16**	6	0	3	9	1	3	0	4	
+15 mins.	0	5	0	5	3	0	**4**	7	**5**	**5**	0	**10**	
+30 mins.	0	7	**2**	9	4	0	2	6	2	4	0	6	
+45 mins.	0	8	0	8	**10**	0	1	**11**	0	3	0	3	
Total Volume	0	35	3	38	23	0	10	33	8	15	0	23	
% App. Total	0	92.1	7.9		69.7	0	30.3		34.8	65.2	0		
PHF	.000	.583	.375	.594	.575	.000	.625	.750	.400	.750	.000	.575	

DocuSign Envelope ID: 00F7F873-2213-453E-A7D6-7A719BA1E281

Intersection Turning Movement Count

City/County: Wesley Chapel/Pasco
Weather: On/Off Rain 5-6pm
Comments:

File Name : SR56&I75NB
Site Code : 0700601
Start Date : 10/5/2021
Page No : 1

Groups Printed- UTurns

	SR 56 Westbound				I-75 NB RAMP Northbound				SR 56 Eastbound				
Start Time	Left	Thru	Right	App. Total	Left	Thru	Right	App. Total	Left	Thru	Right	App. Total	Int. Total
*** BREAK ***													
07:30 AM	0	0	0	0	0	0	0	0	2	0	0	2	2
*** BREAK ***													
Total	0	0	0	0	0	0	0	0	2	0	0	2	2
*** BREAK ***													
08:30 AM	0	0	0	0	0	0	0	0	2	0	0	2	2
*** BREAK ***													
Total	0	0	0	0	0	0	0	0	2	0	0	2	2
*** BREAK ***													
04:15 PM	0	0	0	0	0	0	0	0	1	0	0	1	1
04:30 PM	0	0	0	0	0	0	0	0	2	0	0	2	2
*** BREAK ***													
Total	0	0	0	0	0	0	0	0	3	0	0	3	3
05:00 PM	0	0	0	0	0	0	0	0	3	0	0	3	3
05:15 PM	0	0	0	0	0	0	0	0	2	0	0	2	2
05:30 PM	0	0	0	0	0	0	0	0	3	0	0	3	3
05:45 PM	0	0	0	0	0	0	0	0	1	0	0	1	1
Total	0	0	0	0	0	0	0	0	9	0	0	9	9
Grand Total	0	0	0	0	0	0	0	0	16	0	0	16	16
Apprch %	0	0	0		0	0	0		100	0	0		
Total %	0	0	0	0	0	0	0	0	100	0	0	100	

	SR 56 Westbound				I-75 NB RAMP Northbound				SR 56 Eastbound				
Start Time	Left	Thru	Right	App. Total	Left	Thru	Right	App. Total	Left	Thru	Right	App. Total	Int. Total
Peak Hour Analysis From 07:00 AM to 08:45 AM - Peak 1 of 1													
Peak Hour for Entire Intersection Begins at 07:00 AM													
07:00 AM	0	0	0	0	0	0	0	0	0	0	0	0	0
07:15 AM	0	0	0	0	0	0	0	0	0	0	0	0	0
07:30 AM	0	0	0	0	0	0	0	0	**2**	0	0	**2**	**2**
07:45 AM	0	0	0	0	0	0	0	0	0	0	0	0	0
Total Volume	0	0	0	0	0	0	0	0	2	0	0	2	2
% App. Total	0	0	0		0	0	0		100	0	0		
PHF	.000	.000	.000	.000	.000	.000	.000	.000	.250	.000	.000	.250	.250
Peak Hour Analysis From 07:00 AM to 08:45 AM - Peak 1 of 1													
Peak Hour for Each Approach Begins at:													
	07:00 AM				07:00 AM				07:00 AM				
+0 mins.	0	0	0	0	0	0	0	0	0	0	0	0	
+15 mins.	0	0	0	0	0	0	0	0	0	0	0	0	
+30 mins.	0	0	0	0	0	0	0	0	**2**	0	0	**2**	
+45 mins.	0	0	0	0	0	0	0	0	0	0	0	0	
Total Volume	0	0	0	0	0	0	0	0	2	0	0	2	
% App. Total	0	0	0		0	0	0		100	0	0		
PHF	.000	.000	.000	.000	.000	.000	.000	.000	.250	.000	.000	.250	
Peak Hour Analysis From 04:00 PM to 05:45 PM - Peak 1 of 1													
Peak Hour for Entire Intersection Begins at 05:00 PM													
05:00 PM	0	0	0	0	0	0	0	0	**3**	0	0	**3**	**3**
05:15 PM	0	0	0	0	0	0	0	0	2	0	0	2	2
05:30 PM	0	0	0	0	0	0	0	0	3	0	0	3	3
05:45 PM	0	0	0	0	0	0	0	0	1	0	0	1	1
Total Volume	0	0	0	0	0	0	0	0	9	0	0	9	9
% App. Total	0	0	0		0	0	0		100	0	0		
PHF	.000	.000	.000	.000	.000	.000	.000	.000	.750	.000	.000	.750	.750

DocuSign Envelope ID: 00F7F873-2213-453E-A7D6-7A719BA1E281

Intersection Turning Movement Count

City/County: Wesley Chapel/Pasco
Weather: On/Off Rain 5-6pm
Comments:

File Name : SR56&I75NB
Site Code : 0700601
Start Date : 10/5/2021
Page No : 2

	SR 56 Westbound				I-75 NB RAMP Northbound				SR 56 Eastbound				
Start Time	Left	Thru	Right	App. Total	Left	Thru	Right	App. Total	Left	Thru	Right	App. Total	Int. Total
Peak Hour Analysis From 04:00 PM to 05:45 PM - Peak 1 of 1													
Peak Hour for Each Approach Begins at:													
	04:00 PM				04:00 PM				05:00 PM				
+0 mins.	0	0	0	0	0	0	0	0	**3**	0	0	**3**	
+15 mins.	0	0	0	0	0	0	0	0	2	0	0	2	
+30 mins.	0	0	0	0	0	0	0	0	3	0	0	3	
+45 mins.	0	0	0	0	0	0	0	0	1	0	0	1	
Total Volume	0	0	0	0	0	0	0	0	9	0	0	9	
% App. Total	0	0	0		0	0	0		100	0	0		
PHF	.000	.000	.000	.000	.000	.000	.000	.000	.750	.000	.000	.750	

DocuSign Envelope ID: 00F7F873-2213-453E-A7D6-7A719BA1E281

Intersection Pedestrian & Bicycle Count

Date: 10/5/21 Day: Tuesday

Count Times: 7-9am & 4-6pm Weather: On/Off Rain 5-6pm

Intersection: SR 56 at I-75 NB Ramps

Comments: *** Construction workers in intersection**

C - Children under 12; S - Seniors 65 or over; D - Physical Disability

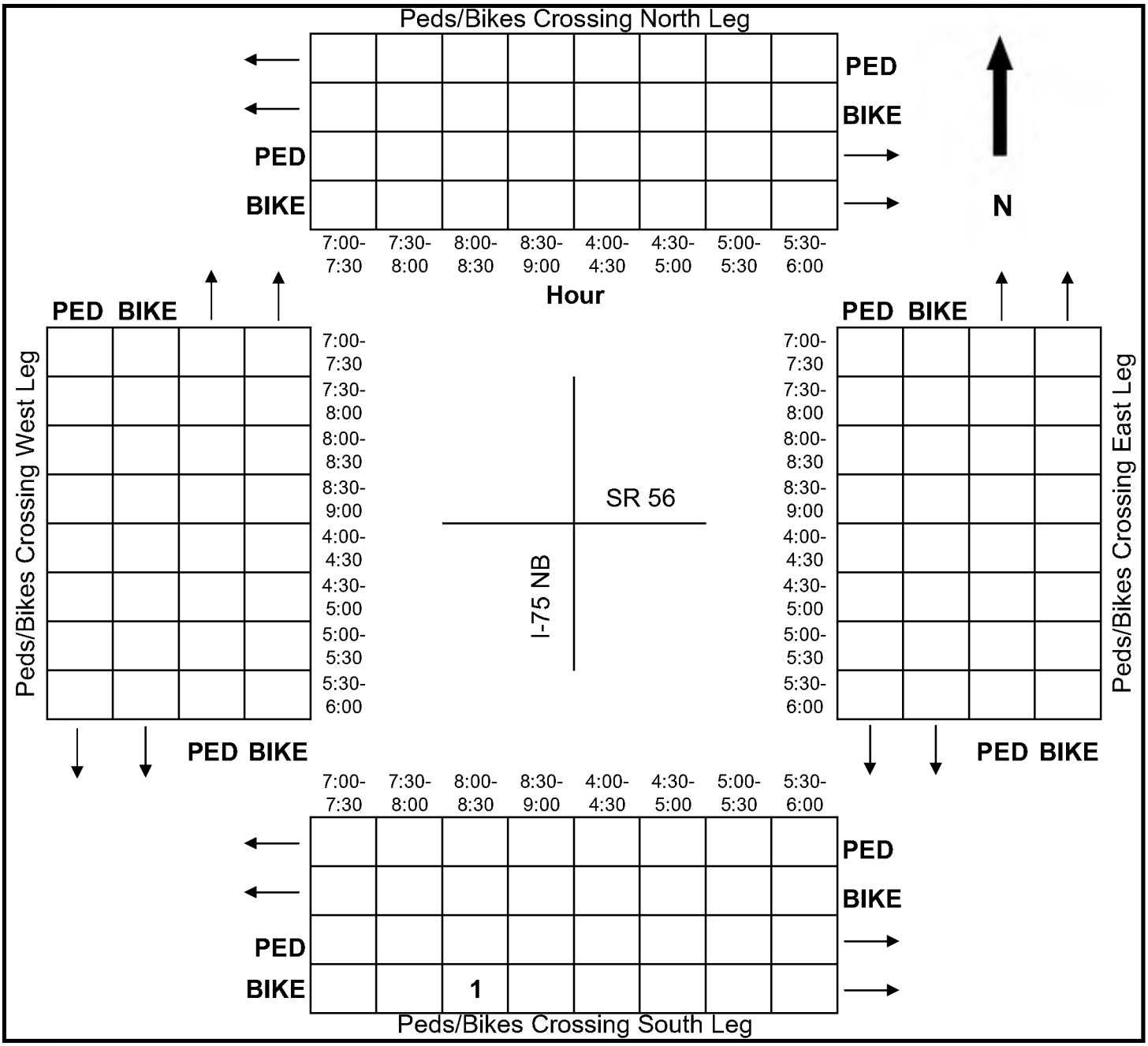

DocuSign Envelope ID: 00F7F873-2213-453E-A7D6-7A719BA1E281

Intersection Turning Movement Count

City/County: Wesley Chapal/Pasco
Weather: On/Off Rain 5-6pm
Comments:

File Name : I-75 SB south of I-275 split
Site Code : 1700601
Start Date : 10/5/2021
Page No : 1

Groups Printed- Passenger Vehicles - Heavy Vehicles

	I-75 SB Southbound	
Start Time	Thru	Int. Total
06:00 AM	705	705
06:15 AM	868	868
06:30 AM	879	879
06:45 AM	816	816
Total	3268	3268
07:00 AM	827	827
07:15 AM	971	971
07:30 AM	1007	1007
07:45 AM	947	947
Total	3752	3752
08:00 AM	843	843
08:15 AM	829	829
08:30 AM	835	835
08:45 AM	744	744
Total	3251	3251

*** BREAK ***

04:00 PM	622	622
04:15 PM	747	747
04:30 PM	711	711
04:45 PM	668	668
Total	2748	2748
05:00 PM	744	744
05:15 PM	739	739
05:30 PM	706	706
05:45 PM	661	661
Total	2850	2850
06:00 PM	630	630
06:15 PM	713	713
06:30 PM	712	712
06:45 PM	600	600
Total	2655	2655
Grand Total	18524	18524
Apprch %	100	
Total %	100	
Passenger Vehicles	16689	16689
% Passenger Vehicles	90.1	90.1
Heavy Vehicles	1835	1835
% Heavy Vehicles	9.9	9.9

	I-75 SB Southbound		
Start Time	Thru	App. Total	Int. Total
Peak Hour Analysis From 06:00 AM to 08:45 AM - Peak 1 of 1			
Peak Hour for Entire Intersection Begins at 07:15 AM			
07:15 AM	971	971	971
07:30 AM	**1007**	**1007**	**1007**
07:45 AM	947	947	947
08:00 AM	843	843	843
Total Volume	3768	3768	3768
% App. Total	100		
PHF	.935	.935	.935

DocuSign Envelope ID: 00F7F873-2213-453E-A7D6-7A719BA1E281

Intersection Turning Movement Count

City/County: Wesley Chapal/Pasco
Weather: On/Off Rain 5-6pm
Comments:

File Name : I-75 SB south of I-275 split
Site Code : 1700601
Start Date : 10/5/2021

	I-75 SB Southbound		
Start Time	Thru	App. Total	Int. Total
Peak Hour Analysis From 06:00 AM to 08:45 AM - Peak 1 of 1			
Peak Hour for Each Approach Begins at:			
	07:15 AM		
+0 mins.	971	971	
+15 mins.	**1007**	**1007**	
+30 mins.	947	947	
+45 mins.	843	843	
Total Volume	3768	3768	
% App. Total	100		
PHF	.935	.935	
Peak Hour Analysis From 04:00 PM to 06:45 PM - Peak 1 of 1			
Peak Hour for Entire Intersection Begins at 04:15 PM			
04:15 PM	**747**	**747**	**747**
04:30 PM	711	711	711
04:45 PM	668	668	668
05:00 PM	744	744	744
Total Volume	2870	2870	2870
% App. Total	100		
PHF	.961	.961	.961

Peak Hour Analysis From 04:00 PM to 06:45 PM - Peak 1 of 1			
Peak Hour for Each Approach Begins at:			
	04:15 PM		
+0 mins.	**747**	**747**	
+15 mins.	711	711	
+30 mins.	668	668	
+45 mins.	744	744	
Total Volume	2870	2870	
% App. Total	100		
PHF	.961	.961	

DocuSign Envelope ID: 00F7F873-2213-453E-A7D6-7A719BA1E281

Intersection Turning Movement Count

City/County: Wesley Chapal/Pasco
Weather: On/Off Rain 5-6pm
Comments:

File Name : I-75 SB south of I-275 split
Site Code : 1700601
Start Date : 10/5/2021
Page No : 1

Groups Printed- Passenger Vehicles

	I-75 SB Southbound	
Start Time	Thru	Int. Total
06:00 AM	627	627
06:15 AM	784	784
06:30 AM	806	806
06:45 AM	745	745
Total	2962	2962
07:00 AM	746	746
07:15 AM	877	877
07:30 AM	901	901
07:45 AM	842	842
Total	3366	3366
08:00 AM	743	743
08:15 AM	738	738
08:30 AM	756	756
08:45 AM	653	653
Total	2890	2890

*** BREAK ***

04:00 PM	562	562
04:15 PM	669	669
04:30 PM	642	642
04:45 PM	610	610
Total	2483	2483
05:00 PM	678	678
05:15 PM	662	662
05:30 PM	646	646
05:45 PM	607	607
Total	2593	2593
06:00 PM	585	585
06:15 PM	654	654
06:30 PM	634	634
06:45 PM	522	522
Total	2395	2395
Grand Total	16689	16689
Apprch %	100	
Total %	100	

	I-75 SB Southbound		
Start Time	Thru	App. Total	Int. Total
Peak Hour Analysis From 06:00 AM to 08:45 AM - Peak 1 of 1			
Peak Hour for Entire Intersection Begins at 07:00 AM			
07:00 AM	746	746	746
07:15 AM	877	877	877
07:30 AM	**901**	**901**	**901**
07:45 AM	842	842	842
Total Volume	3366	3366	3366
% App. Total	100		
PHF	.934	.934	.934

DocuSign Envelope ID: 00F7F873-2213-453E-A7D6-7A719BA1E281

Intersection Turning Movement Count

City/County: Wesley Chapal/Pasco
Weather: On/Off Rain 5-6pm
Comments:

File Name : I-75 SB south of I-275 split
Site Code : 1700601
Start Date : 10/5/2021

	I-75 SB Southbound		
Start Time	Thru	App. Total	Int. Total
Peak Hour Analysis From 06:00 AM to 08:45 AM - Peak 1 of 1			
Peak Hour for Each Approach Begins at:			
	07:00 AM		
+0 mins.	746	746	
+15 mins.	877	877	
+30 mins.	**901**	**901**	
+45 mins.	842	842	
Total Volume	3366	3366	
% App. Total	100		
PHF	.934	.934	
Peak Hour Analysis From 04:00 PM to 06:45 PM - Peak 1 of 1			
Peak Hour for Entire Intersection Begins at 04:15 PM			
04:15 PM	669	669	669
04:30 PM	642	642	642
04:45 PM	610	610	610
05:00 PM	**678**	**678**	**678**
Total Volume	2599	2599	2599
% App. Total	100		
PHF	.958	.958	.958

Peak Hour Analysis From 04:00 PM to 06:45 PM - Peak 1 of 1			
Peak Hour for Each Approach Begins at:			
	04:15 PM		
+0 mins.	669	669	
+15 mins.	642	642	
+30 mins.	610	610	
+45 mins.	**678**	**678**	
Total Volume	2599	2599	
% App. Total	100		
PHF	.958	.958	

DocuSign Envelope ID: 00F7F873-2213-453E-A7D6-7A719BA1E281

Intersection Turning Movement Count

City/County: Wesley Chapal/Pasco
Weather: On/Off Rain 5-6pm
Comments:

File Name : I-75 SB south of I-275 split
Site Code : 1700601
Start Date : 10/5/2021
Page No : 1

Groups Printed- Heavy Vehicles

	I-75 SB Southbound	
Start Time	Thru	Int. Total
06:00 AM	78	78
06:15 AM	84	84
06:30 AM	73	73
06:45 AM	71	71
Total	306	306
07:00 AM	81	81
07:15 AM	94	94
07:30 AM	106	106
07:45 AM	105	105
Total	386	386
08:00 AM	100	100
08:15 AM	91	91
08:30 AM	79	79
08:45 AM	91	91
Total	361	361

*** BREAK ***

04:00 PM	60	60
04:15 PM	78	78
04:30 PM	69	69
04:45 PM	58	58
Total	265	265
05:00 PM	66	66
05:15 PM	77	77
05:30 PM	60	60
05:45 PM	54	54
Total	257	257
06:00 PM	45	45
06:15 PM	59	59
06:30 PM	78	78
06:45 PM	78	78
Total	260	260
Grand Total	1835	1835
Apprch %	100	
Total %	100	

	I-75 SB Southbound		
Start Time	Thru	App. Total	Int. Total
Peak Hour Analysis From 06:00 AM to 08:45 AM - Peak 1 of 1			
Peak Hour for Entire Intersection Begins at 07:15 AM			
07:15 AM	94	94	94
07:30 AM	**106**	**106**	**106**
07:45 AM	105	105	105
08:00 AM	100	100	100
Total Volume	405	405	405
% App. Total	100		
PHF	.955	.955	.955

DocuSign Envelope ID: 00F7F873-2213-453E-A7D6-7A719BA1E281

Intersection Turning Movement Count

City/County: Wesley Chapal/Pasco
Weather: On/Off Rain 5-6pm
Comments:

File Name : I-75 SB south of I-275 split
Site Code : 1700601
Start Date : 10/5/2021
Page No : 2

	I-75 SB Southbound		
Start Time	Thru	App. Total	Int. Total
Peak Hour Analysis From 06:00 AM to 08:45 AM - Peak 1 of 1			
Peak Hour for Each Approach Begins at:			
	07:15 AM		
+0 mins.	94	94	
+15 mins.	**106**	**106**	
+30 mins.	105	105	
+45 mins.	100	100	
Total Volume	405	405	
% App. Total	100		
PHF	.955	.955	
Peak Hour Analysis From 04:00 PM to 06:45 PM - Peak 1 of 1			
Peak Hour for Entire Intersection Begins at 04:15 PM			
04:15 PM	**78**	**78**	**78**
04:30 PM	69	69	69
04:45 PM	58	58	58
05:00 PM	66	66	66
Total Volume	271	271	271
% App. Total	100		
PHF	.869	.869	.869

Peak Hour Analysis From 04:00 PM to 06:45 PM - Peak 1 of 1			
Peak Hour for Each Approach Begins at:			
	04:15 PM		
+0 mins.	**78**	**78**	
+15 mins.	69	69	
+30 mins.	58	58	
+45 mins.	66	66	
Total Volume	271	271	
% App. Total	100		
PHF	.869	.869	

DocuSign Envelope ID: 00F7F873-2213-453E-A7D6-7A719BA1E281

Intersection Turning Movement Count

City/County: Wesley Chapel/Pasco
Weather: On/Off Rain 5-6pm
Comments:

File Name : I-275 SB south of I-75 split
Site Code : 1700601
Start Date : 10/5/2021
Page No : 1

Groups Printed- Passenger Vehicles - Heavy Vehicles

	I-275 SB Southbound	
Start Time	Thru	Int. Total
06:00 AM	574	574
06:15 AM	738	738
06:30 AM	685	685
06:45 AM	785	785
Total	2782	2782
07:00 AM	902	902
07:15 AM	916	916
07:30 AM	785	785
07:45 AM	722	722
Total	3325	3325
08:00 AM	603	603
08:15 AM	644	644
08:30 AM	650	650
08:45 AM	549	549
Total	2446	2446
*** BREAK ***		
04:00 PM	453	453
04:15 PM	452	452
04:30 PM	424	424
04:45 PM	400	400
Total	1729	1729
05:00 PM	461	461
05:15 PM	456	456
05:30 PM	505	505
05:45 PM	455	455
Total	1877	1877
06:00 PM	468	468
06:15 PM	452	452
06:30 PM	405	405
06:45 PM	357	357
Total	1682	1682
Grand Total	13841	13841
Apprch %	100	
Total %	100	
Passenger Vehicles	13344	13344
% Passenger Vehicles	96.4	96.4
Heavy Vehicles	497	497
% Heavy Vehicles	3.6	3.6

	I-275 SB Southbound		
Start Time	Thru	App. Total	Int. Total
Peak Hour Analysis From 06:00 AM to 08:45 AM - Peak 1 of 1			
Peak Hour for Entire Intersection Begins at 06:45 AM			
06:45 AM	785	785	785
07:00 AM	902	902	902
07:15 AM	**916**	**916**	**916**
07:30 AM	785	785	785
Total Volume	3388	3388	3388
% App. Total	100		
PHF	.925	.925	.925

DocuSign Envelope ID: 00F7F873-2213-453E-A7D6-7A719BA1E281

Intersection Turning Movement Count

City/County: Wesley Chapel/Pasco
Weather: On/Off Rain 5-6pm
Comments:

File Name : I-275 SB south of I-75 split
Site Code : 1700601
Start Date : 10/5/2021

	I-275 SB Southbound		
Start Time	Thru	App. Total	Int. Total
Peak Hour Analysis From 06:00 AM to 08:45 AM - Peak 1 of 1			
Peak Hour for Each Approach Begins at:			
	06:45 AM		
+0 mins.	785	785	
+15 mins.	902	902	
+30 mins.	**916**	**916**	
+45 mins.	785	785	
Total Volume	3388	3388	
% App. Total	100		
PHF	.925	.925	
Peak Hour Analysis From 04:00 PM to 06:45 PM - Peak 1 of 1			
Peak Hour for Entire Intersection Begins at 05:15 PM			
05:15 PM	456	456	456
05:30 PM	**505**	**505**	**505**
05:45 PM	455	455	455
06:00 PM	468	468	468
Total Volume	1884	1884	1884
% App. Total	100		
PHF	.933	.933	.933

Peak Hour Analysis From 04:00 PM to 06:45 PM - Peak 1 of 1			
Peak Hour for Each Approach Begins at:			
	05:15 PM		
+0 mins.	456	456	
+15 mins.	**505**	**505**	
+30 mins.	455	455	
+45 mins.	468	468	
Total Volume	1884	1884	
% App. Total	100		
PHF	.933	.933	

DocuSign Envelope ID: 00F7F873-2213-453E-A7D6-7A719BA1E281

Intersection Turning Movement Count

City/County: Wesley Chapel/Pasco
Weather: On/Off Rain 5-6pm
Comments:

File Name : I-275 SB south of I-75 split
Site Code : 1700601
Start Date : 10/5/2021
Page No : 1

Groups Printed- Passenger Vehicles

	I-275 SB Southbound	
Start Time	Thru	Int. Total
06:00 AM	553	553
06:15 AM	717	717
06:30 AM	662	662
06:45 AM	756	756
Total	2688	2688
07:00 AM	874	874
07:15 AM	892	892
07:30 AM	767	767
07:45 AM	697	697
Total	3230	3230
08:00 AM	585	585
08:15 AM	606	606
08:30 AM	632	632
08:45 AM	525	525
Total	2348	2348

*** BREAK ***

04:00 PM	427	427
04:15 PM	432	432
04:30 PM	404	404
04:45 PM	388	388
Total	1651	1651
05:00 PM	439	439
05:15 PM	440	440
05:30 PM	485	485
05:45 PM	446	446
Total	1810	1810
06:00 PM	451	451
06:15 PM	431	431
06:30 PM	391	391
06:45 PM	344	344
Total	1617	1617
Grand Total	13344	13344
Apprch %	100	
Total %	100	

	I-275 SB Southbound		
Start Time	Thru	App. Total	Int. Total
Peak Hour Analysis From 06:00 AM to 08:45 AM - Peak 1 of 1			
Peak Hour for Entire Intersection Begins at 06:45 AM			
06:45 AM	756	756	756
07:00 AM	874	874	874
07:15 AM	**892**	**892**	**892**
07:30 AM	767	767	767
Total Volume	3289	3289	3289
% App. Total	100		
PHF	.922	.922	.922

DocuSign Envelope ID: 00F7F873-2213-453E-A7D6-7A719BA1E281

Intersection Turning Movement Count

City/County: Wesley Chapel/Pasco
Weather: On/Off Rain 5-6pm
Comments:

File Name : I-275 SB south of I-75 split
Site Code : 1700601
Start Date : 10/5/2021

	I-275 SB Southbound		
Start Time	Thru	App. Total	Int. Total
Peak Hour Analysis From 06:00 AM to 08:45 AM - Peak 1 of 1			
Peak Hour for Each Approach Begins at:			
	06:45 AM		
+0 mins.	756	756	
+15 mins.	874	874	
+30 mins.	**892**	**892**	
+45 mins.	767	767	
Total Volume	3289	3289	
% App. Total	100		
PHF	.922	.922	
Peak Hour Analysis From 04:00 PM to 06:45 PM - Peak 1 of 1			
Peak Hour for Entire Intersection Begins at 05:15 PM			
05:15 PM	440	440	440
05:30 PM	**485**	**485**	**485**
05:45 PM	446	446	446
06:00 PM	451	451	451
Total Volume	1822	1822	1822
% App. Total	100		
PHF	.939	.939	.939

Peak Hour Analysis From 04:00 PM to 06:45 PM - Peak 1 of 1			
Peak Hour for Each Approach Begins at:			
	05:15 PM		
+0 mins.	440	440	
+15 mins.	**485**	**485**	
+30 mins.	446	446	
+45 mins.	451	451	
Total Volume	1822	1822	
% App. Total	100		
PHF	.939	.939	

DocuSign Envelope ID: 00F7F873-2213-453E-A7D6-7A719BA1E281

Intersection Turning Movement Count

City/County: Wesley Chapel/Pasco
Weather: On/Off Rain 5-6pm
Comments:

File Name : I-275 SB south of I-75 split
Site Code : 1700601
Start Date : 10/5/2021
Page No : 1

Groups Printed- Heavy Vehicles

	I-275 SB Southbound	
Start Time	Thru	Int. Total
06:00 AM	21	21
06:15 AM	21	21
06:30 AM	23	23
06:45 AM	29	29
Total	94	94
07:00 AM	28	28
07:15 AM	24	24
07:30 AM	18	18
07:45 AM	25	25
Total	95	95
08:00 AM	18	18
08:15 AM	38	38
08:30 AM	18	18
08:45 AM	24	24
Total	98	98

*** BREAK ***

04:00 PM	26	26
04:15 PM	20	20
04:30 PM	20	20
04:45 PM	12	12
Total	78	78
05:00 PM	22	22
05:15 PM	16	16
05:30 PM	20	20
05:45 PM	9	9
Total	67	67
06:00 PM	17	17
06:15 PM	21	21
06:30 PM	14	14
06:45 PM	13	13
Total	65	65
Grand Total	497	497
Apprch %	100	
Total %	100	

	I-275 SB Southbound		
Start Time	Thru	App. Total	Int. Total
Peak Hour Analysis From 06:00 AM to 08:45 AM - Peak 1 of 1			
Peak Hour for Entire Intersection Begins at 06:30 AM			
06:30 AM	23	23	23
06:45 AM	**29**	**29**	**29**
07:00 AM	28	28	28
07:15 AM	24	24	24
Total Volume	104	104	104
% App. Total	100		
PHF	.897	.897	.897

DocuSign Envelope ID: 00F7F873-2213-453E-A7D6-7A719BA1E281

Intersection Turning Movement Count

City/County: Wesley Chapel/Pasco
Weather: On/Off Rain 5-6pm
Comments:

File Name : I-275 SB south of I-75 split
Site Code : 1700601
Start Date : 10/5/2021
Page No : 2

	I-275 SB Southbound		
Start Time	Thru	App. Total	Int. Total
Peak Hour Analysis From 06:00 AM to 08:45 AM - Peak 1 of 1			
Peak Hour for Each Approach Begins at:			
	06:30 AM		
+0 mins.	23	23	
+15 mins.	**29**	**29**	
+30 mins.	28	28	
+45 mins.	24	24	
Total Volume	104	104	
% App. Total	100		
PHF	.897	.897	
Peak Hour Analysis From 04:00 PM to 06:45 PM - Peak 1 of 1			
Peak Hour for Entire Intersection Begins at 04:00 PM			
04:00 PM	**26**	**26**	**26**
04:15 PM	20	20	20
04:30 PM	20	20	20
04:45 PM	12	12	12
Total Volume	78	78	78
% App. Total	100		
PHF	.750	.750	.750

Peak Hour Analysis From 04:00 PM to 06:45 PM - Peak 1 of 1			
Peak Hour for Each Approach Begins at:			
	04:00 PM		
+0 mins.	**26**	**26**	
+15 mins.	20	20	
+30 mins.	20	20	
+45 mins.	12	12	
Total Volume	78	78	
% App. Total	100		
PHF	.750	.750	

DocuSign Envelope ID: 00F7F873-2213-453E-A7D6-7A719BA1E281

B.2

Daily Traffic Count Data

DocuSign Envelope ID: 00F7F873-2213-453E-A7D6-7A719BA1E281

Volume Count Report

Start Date:	October 5, 2021	Start Time:	00:00	GPS:	28.19460
Stop Date:	October 5, 2021	Stop Time:	24:00		-82.38991
City:	Wesley Chapel	County:	Pasco		
Location	SR 56 west of I-75				

Eastbound Volume

Tuesday, October 5, 2021

End Time	00	01	02	03	04	05	06	07	08	09	10	11
15	49	32	26	32	63	147	485	687	770	539	488	423
30	49	26	24	39	82	242	645	813	758	509	505	523
45	39	33	29	51	90	314	608	839	589	523	549	530
00	41	29	46	47	135	333	661	823	562	515	494	530
Hr Total	**178**	**120**	**125**	**169**	**370**	**1,036**	**2,399**	**3,162**	**2,679**	**2,086**	**2,036**	**2,006**

End Time	12	13	14	15	16	17	18	19	20	21	22	23
15	508	551	536	577	607	595	771	473	372	235	183	110
30	521	574	589	644	626	864	761	422	356	232	133	98
45	496	528	546	653	527	775	613	436	347	211	117	84
00	531	523	511	618	547	715	500	384	313	182	121	69
Hr Total	**2,056**	**2,176**	**2,182**	**2,492**	**2,307**	**2,949**	**2,645**	**1,715**	**1,388**	**860**	**554**	**361**

24 Hour Total:	38,051					
AM Peak Hour begins:	7:15	AM Peak Volume:	3,245	AM Peak Hour Factor:	0.97	
PM Peak Hour begins:	17:15	PM Peak Volume:	3,125	PM Peak Hour Factor:	0.90	

Westbound Volume

Tuesday, October 5, 2021

End Time	00	01	02	03	04	05	06	07	08	09	10	11
15	72	44	24	20	46	82	202	345	355	389	472	478
30	83	37	35	26	45	97	336	417	319	452	452	566
45	63	30	28	32	47	144	352	451	389	435	479	506
00	62	44	28	41	64	180	400	474	436	461	482	536
Hr Total	**280**	**155**	**115**	**119**	**202**	**503**	**1,290**	**1,687**	**1,499**	**1,737**	**1,885**	**2,086**

End Time	12	13	14	15	16	17	18	19	20	21	22	23
15	556	529	528	568	636	585	548	465	343	214	158	142
30	526	518	492	603	686	529	560	444	302	240	136	118
45	550	524	608	609	627	665	534	424	284	193	111	99
00	548	499	606	626	651	613	464	367	236	175	142	95
Hr Total	**2,180**	**2,070**	**2,234**	**2,406**	**2,600**	**2,392**	**2,106**	**1,700**	**1,165**	**822**	**547**	**454**

24 Hour Total:	32,234					
AM Peak Hour begins:	11:15	AM Peak Volume:	2,164	AM Peak Hour Factor:	0.96	
PM Peak Hour begins:	16:00	PM Peak Volume:	2,600	PM Peak Hour Factor:	0.95	

Total Volume for All Lanes

Tuesday, October 5, 2021

End Time	00	01	02	03	04	05	06	07	08	09	10	11
15	121	76	50	52	109	229	687	1,032	1,125	928	960	901
30	132	63	59	65	127	339	981	1,230	1,077	961	957	1,089
45	102	63	57	83	137	458	960	1,290	978	958	1,028	1,036
00	103	73	74	88	199	513	1,061	1,297	998	976	976	1,066
Hr Total	**458**	**275**	**240**	**288**	**572**	**1,539**	**3,689**	**4,849**	**4,178**	**3,823**	**3,921**	**4,092**

End Time	12	13	14	15	16	17	18	19	20	21	22	23
15	1,064	1,080	1,064	1,145	1,243	1,180	1,319	938	715	449	341	252
30	1,047	1,092	1,081	1,247	1,312	1,393	1,321	866	658	472	269	216
45	1,046	1,052	1,154	1,262	1,154	1,440	1,147	860	631	404	228	183
00	1,079	1,022	1,117	1,244	1,198	1,328	964	751	549	357	263	164
Hr Total	**4,236**	**4,246**	**4,416**	**4,898**	**4,907**	**5,341**	**4,751**	**3,415**	**2,553**	**1,682**	**1,101**	**815**

24 Hour Total:	70,285					
AM Peak Hour begins:	7:15	AM Peak Volume:	4,942	AM Peak Hour Factor:	0.95	
PM Peak Hour begins:	17:15	PM Peak Volume:	5,480	PM Peak Hour Factor:	0.95	

DocuSign Envelope ID: 00F7F873-2213-453E-A7D6-7A719BA1E281

Volume Count Report

Start Date:	October 6, 2021	Start Time:	00:00	GPS:	28.19460
Stop Date:	October 6, 2021	Stop Time:	24:00		-82.38991
City:	Wesley Chapel	County:	Pasco		
Location	SR 56 west of I-75				

Eastbound Volume

Wednesday, October 6, 2021

End Time	00	01	02	03	04	05	06	07	08	09	10	11
15	82	24	22	30	59	147	455	643	580	497	450	518
30	39	27	27	45	75	236	595	801	596	605	573	536
45	49	24	34	48	106	325	672	825	593	530	533	480
00	28	33	39	39	130	354	577	607	541	457	496	550
Hr Total	**198**	**108**	**122**	**162**	**370**	**1,062**	**2,299**	**2,876**	**2,310**	**2,089**	**2,052**	**2,084**

End Time	12	13	14	15	16	17	18	19	20	21	22	23
15	581	644	550	618	618	562	541	526	468	268	184	98
30	531	554	521	615	607	694	675	421	392	219	138	83
45	544	557	563	623	660	580	492	435	305	261	105	72
00	600	560	559	677	561	594	456	417	306	170	87	63
Hr Total	**2,256**	**2,315**	**2,193**	**2,533**	**2,446**	**2,430**	**2,164**	**1,799**	**1,471**	**918**	**514**	**316**

24 Hour Total:	37,087				
AM Peak Hour begins:	7:00	AM Peak Volume:	2,876	AM Peak Hour Factor:	0.87
PM Peak Hour begins:	15:45	PM Peak Volume:	2,562	PM Peak Hour Factor:	0.95

Westbound Volume

Wednesday, October 6, 2021

End Time	00	01	02	03	04	05	06	07	08	09	10	11
15	71	41	31	15	55	76	219	360	478	424	459	497
30	69	47	30	24	36	99	310	418	383	453	453	554
45	66	28	25	36	56	157	364	445	475	484	489	577
00	42	32	26	36	73	186	373	464	412	453	525	574
Hr Total	**248**	**148**	**112**	**111**	**220**	**518**	**1,266**	**1,687**	**1,748**	**1,814**	**1,926**	**2,202**

End Time	12	13	14	15	16	17	18	19	20	21	22	23
15	552	517	523	637	666	634	619	520	376	247	150	126
30	579	520	585	599	695	616	618	468	384	270	182	90
45	554	571	597	588	649	629	521	430	356	219	126	94
00	567	562	568	632	675	604	600	440	304	193	114	81
Hr Total	**2,252**	**2,170**	**2,273**	**2,456**	**2,685**	**2,483**	**2,358**	**1,858**	**1,420**	**929**	**572**	**391**

24 Hour Total:	33,847				
AM Peak Hour begins:	11:30	AM Peak Volume:	2,282	AM Peak Hour Factor:	0.99
PM Peak Hour begins:	16:00	PM Peak Volume:	2,685	PM Peak Hour Factor:	0.97

Total Volume for All Lanes

Wednesday, October 6, 2021

End Time	00	01	02	03	04	05	06	07	08	09	10	11
15	153	65	53	45	114	223	674	1,003	1,058	921	909	1,015
30	108	74	57	69	111	335	905	1,219	979	1,058	1,026	1,090
45	115	52	59	84	162	482	1,036	1,270	1,068	1,014	1,022	1,057
00	70	65	65	75	203	540	950	1,071	953	910	1,021	1,124
Hr Total	**446**	**256**	**234**	**273**	**590**	**1,580**	**3,565**	**4,563**	**4,058**	**3,903**	**3,978**	**4,286**

End Time	12	13	14	15	16	17	18	19	20	21	22	23
15	1,133	1,161	1,073	1,255	1,284	1,196	1,160	1,046	844	515	334	224
30	1,110	1,074	1,106	1,214	1,302	1,310	1,293	889	776	489	320	173
45	1,098	1,128	1,160	1,211	1,309	1,209	1,013	865	661	480	231	166
00	1,167	1,122	1,127	1,309	1,236	1,198	1,056	857	610	363	201	144
Hr Total	**4,508**	**4,485**	**4,466**	**4,989**	**5,131**	**4,913**	**4,522**	**3,657**	**2,891**	**1,847**	**1,086**	**707**

24 Hour Total:	70,934				
AM Peak Hour begins:	7:15	AM Peak Volume:	4,618	AM Peak Hour Factor:	0.91
PM Peak Hour begins:	15:45	PM Peak Volume:	5,204	PM Peak Hour Factor:	0.99

DocuSign Envelope ID: 00F7F873-2213-453E-A7D6-7A719BA1E281

Volume Count Report

Start Date:	October 7, 2021	Start Time:	00:00	GPS:	28.19460
Stop Date:	October 7, 2021	Stop Time:	24:00		-82.38991
City:	Wesley Chapel	County:	Pasco		
Location	SR 56 west of I-75				

Eastbound Volume

Thursday, October 7, 2021

End Time	00	01	02	03	04	05	06	07	08	09	10	11
15	58	31	21	38	62	130	460	633	753	582	517	478
30	37	16	37	42	87	226	593	691	662	483	544	606
45	52	31	36	54	110	362	602	653	714	598	510	513
00	44	22	43	55	117	326	604	767	554	496	552	522
Hr Total	**191**	**100**	**137**	**189**	**376**	**1,044**	**2,259**	**2,744**	**2,683**	**2,159**	**2,123**	**2,119**

End Time	12	13	14	15	16	17	18	19	20	21	22	23
15	525	541	607	650	623	680	625	558	429	275	173	110
30	529	580	585	630	688	685	608	514	404	282	153	75
45	564	595	523	624	589	685	632	452	353	236	135	81
00	565	626	621	646	525	644	485	396	285	196	132	65
Hr Total	**2,183**	**2,342**	**2,336**	**2,550**	**2,425**	**2,694**	**2,350**	**1,920**	**1,471**	**989**	**593**	**331**

24 Hour Total:	38,308				
AM Peak Hour begins:	7:45	AM Peak Volume:	2,896	AM Peak Hour Factor:	0.94
PM Peak Hour begins:	17:00	PM Peak Volume:	2,694	PM Peak Hour Factor:	0.98

Westbound Volume

Thursday, October 7, 2021

End Time	00	01	02	03	04	05	06	07	08	09	10	11
15	91	36	38	36	41	76	229	358	411	440	425	473
30	91	41	27	23	49	103	313	419	429	410	500	479
45	67	44	25	37	52	158	366	396	421	476	511	498
00	44	34	24	40	90	171	370	473	452	483	460	503
Hr Total	**293**	**155**	**114**	**136**	**232**	**508**	**1,278**	**1,646**	**1,713**	**1,809**	**1,896**	**1,953**

End Time	12	13	14	15	16	17	18	19	20	21	22	23
15	532	496	504	611	592	632	602	567	480	261	175	122
30	548	501	518	610	714	675	617	468	348	247	197	99
45	510	566	562	601	631	630	578	506	323	259	160	131
00	567	505	571	591	672	658	548	435	268	223	120	103
Hr Total	**2,157**	**2,068**	**2,155**	**2,413**	**2,609**	**2,595**	**2,345**	**1,976**	**1,419**	**990**	**652**	**455**

24 Hour Total:	33,567				
AM Peak Hour begins:	11:30	AM Peak Volume:	2,081	AM Peak Hour Factor:	0.95
PM Peak Hour begins:	16:15	PM Peak Volume:	2,649	PM Peak Hour Factor:	0.93

Total Volume for All Lanes

Thursday, October 7, 2021

End Time	00	01	02	03	04	05	06	07	08	09	10	11
15	149	67	59	74	103	206	689	991	1,164	1,022	942	951
30	128	57	64	65	136	329	906	1,110	1,091	893	1,044	1,085
45	119	75	61	91	162	520	968	1,049	1,135	1,074	1,021	1,011
00	88	56	67	95	207	497	974	1,240	1,006	979	1,012	1,025
Hr Total	**484**	**255**	**251**	**325**	**608**	**1,552**	**3,537**	**4,390**	**4,396**	**3,968**	**4,019**	**4,072**

End Time	12	13	14	15	16	17	18	19	20	21	22	23
15	1,057	1,037	1,111	1,261	1,215	1,312	1,227	1,125	909	536	348	232
30	1,077	1,081	1,103	1,240	1,402	1,360	1,225	982	752	529	350	174
45	1,074	1,161	1,085	1,225	1,220	1,315	1,210	958	676	495	295	212
00	1,132	1,131	1,192	1,237	1,197	1,302	1,033	831	553	419	252	168
Hr Total	**4,340**	**4,410**	**4,491**	**4,963**	**5,034**	**5,289**	**4,695**	**3,896**	**2,890**	**1,979**	**1,245**	**786**

24 Hour Total:	71,875				
AM Peak Hour begins:	7:45	AM Peak Volume:	4,630	AM Peak Hour Factor:	0.93
PM Peak Hour begins:	17:00	PM Peak Volume:	5,289	PM Peak Hour Factor:	0.97

DocuSign Envelope ID: 00F7F873-2213-453E-A7D6-7A719BA1E281

Volume Count Report

3-Day Average

Start Date:	October 5, 2021	Start Time:	00:00	GPS:	28.19460
Stop Date:	October 7, 2021	Stop Time:	24:00		-82.38991
City:	Wesley Chapel	County:	Pasco		
Location	SR 56 west of I-75				

Eastbound Volume

3-Day Average

End Time	00	01	02	03	04	05	06	07	08	09	10	11
15	63	29	23	33	61	141	467	654	701	539	485	473
30	42	23	29	42	81	235	611	768	672	532	541	555
45	47	29	33	51	102	334	627	772	632	550	531	508
00	38	28	43	47	127	338	614	732	552	489	514	534
Hr Total	**189**	**109**	**128**	**173**	**372**	**1,047**	**2,319**	**2,927**	**2,557**	**2,111**	**2,070**	**2,070**

End Time	12	13	14	15	16	17	18	19	20	21	22	23
15	538	579	564	615	616	612	646	519	423	259	180	106
30	527	569	565	630	640	748	681	452	384	244	141	85
45	535	560	544	633	592	680	579	441	335	236	119	79
00	565	570	564	647	544	651	480	399	301	183	113	66
Hr Total	**2,165**	**2,278**	**2,237**	**2,525**	**2,393**	**2,691**	**2,386**	**1,811**	**1,443**	**922**	**554**	**336**

24 Hour Total:	37,815				
AM Peak Hour begins:	7:15	AM Peak Volume:	2,974	AM Peak Hour Factor:	0.96
PM Peak Hour begins:	17:15	PM Peak Volume:	2,724	PM Peak Hour Factor:	0.91

Westbound Volume

3-Day Average

End Time	00	01	02	03	04	05	06	07	08	09	10	11
15	78	40	31	24	47	78	217	354	415	418	452	483
30	81	42	31	24	43	100	320	418	377	438	468	533
45	65	34	26	35	52	153	361	431	428	465	493	527
00	49	37	26	39	76	179	381	470	433	466	489	538
Hr Total	**274**	**153**	**114**	**122**	**218**	**510**	**1,278**	**1,673**	**1,653**	**1,787**	**1,902**	**2,080**

End Time	12	13	14	15	16	17	18	19	20	21	22	23
15	547	514	518	605	631	617	590	517	400	241	161	130
30	551	513	532	604	698	607	598	460	345	252	172	102
45	538	554	589	599	636	641	544	453	321	224	132	108
00	561	522	582	616	666	625	537	414	269	197	125	93
Hr Total	**2,196**	**2,103**	**2,221**	**2,425**	**2,631**	**2,490**	**2,270**	**1,845**	**1,335**	**914**	**590**	**433**

24 Hour Total:	33,216				
AM Peak Hour begins:	11:30	AM Peak Volume:	2,162	AM Peak Hour Factor:	0.98
PM Peak Hour begins:	16:00	PM Peak Volume:	2,631	PM Peak Hour Factor:	0.94

Total Volume for All Lanes

3-Day Average

End Time	00	01	02	03	04	05	06	07	08	09	10	11
15	141	69	54	57	109	219	683	1,009	1,116	957	937	956
30	123	65	60	66	125	334	931	1,186	1,049	971	1,009	1,088
45	112	63	59	86	154	487	988	1,203	1,060	1,015	1,024	1,035
00	87	65	69	86	203	517	995	1,203	986	955	1,003	1,072
Hr Total	**463**	**262**	**242**	**295**	**590**	**1,557**	**3,597**	**4,601**	**4,211**	**3,898**	**3,973**	**4,150**

End Time	12	13	14	15	16	17	18	19	20	21	22	23
15	1,085	1,093	1,083	1,220	1,247	1,229	1,235	1,036	823	500	341	236
30	1,078	1,082	1,097	1,234	1,339	1,354	1,280	912	729	497	313	188
45	1,073	1,114	1,133	1,233	1,228	1,321	1,123	894	656	460	251	187
00	1,126	1,092	1,145	1,263	1,210	1,276	1,018	813	571	380	239	159
Hr Total	**4,361**	**4,380**	**4,458**	**4,950**	**5,024**	**5,181**	**4,656**	**3,656**	**2,778**	**1,836**	**1,144**	**769**

24 Hour Total:	71,031				
AM Peak Hour begins:	7:15	AM Peak Volume:	4,708	AM Peak Hour Factor:	0.98
PM Peak Hour begins:	17:15	PM Peak Volume:	5,187	PM Peak Hour Factor:	0.96

DocuSign Envelope ID: 00F7F873-2213-453E-A7D6-7A719BA1E281

Volume Count Report

Start Date:	October 5, 2021	Start Time:	00:00	GPS:	28.19024
Stop Date:	October 5, 2021	Stop Time:	24:00		-82.37826
City:	Wesley Chapel	County:	Pasco		
Location	SR 56 east of I-75				

Eastbound Volume

Tuesday, October 5, 2021

End Time	00	01	02	03	04	05	06	07	08	09	10	11
15	57	36	18	22	10	49	129	270	343	317	348	333
30	44	39	13	22	21	64	212	299	322	336	365	347
45	30	35	13	11	38	88	271	331	368	369	402	395
00	41	20	10	23	37	89	279	359	359	359	415	384
Hr Total	**172**	**130**	**54**	**78**	**106**	**290**	**891**	**1,259**	**1,392**	**1,381**	**1,530**	**1,459**

End Time	12	13	14	15	16	17	18	19	20	21	22	23
15	400	409	424	463	486	497	564	411	353	196	161	93
30	417	463	422	476	540	532	553	430	327	227	142	98
45	426	429	468	518	536	589	512	360	285	162	119	70
00	395	433	437	542	547	555	482	335	260	191	104	64
Hr Total	**1,638**	**1,734**	**1,751**	**1,999**	**2,109**	**2,173**	**2,111**	**1,536**	**1,225**	**776**	**526**	**325**

24 Hour Total:	26,645					
AM Peak Hour begins:	11:30	AM Peak Volume:	1,596	AM Peak Hour Factor:	0.96	
PM Peak Hour begins:	17:30	PM Peak Volume:	2,261	PM Peak Hour Factor:	0.96	

Westbound Volume

Tuesday, October 5, 2021

End Time	00	01	02	03	04	05	06	07	08	09	10	11
15	34	17	10	16	36	84	245	504	471	399	391	414
30	27	19	16	16	35	111	355	607	447	428	386	403
45	31	15	6	22	49	158	378	537	490	422	411	396
00	20	21	15	25	61	196	430	483	448	389	354	417
Hr Total	**112**	**72**	**47**	**79**	**181**	**549**	**1,408**	**2,131**	**1,856**	**1,638**	**1,542**	**1,630**

End Time	12	13	14	15	16	17	18	19	20	21	22	23
15	439	382	369	414	327	419	328	326	249	139	113	46
30	424	381	443	388	399	371	286	342	238	151	81	55
45	427	383	393	413	393	340	300	258	224	117	68	47
00	384	320	383	335	396	311	314	255	174	77	69	36
Hr Total	**1,674**	**1,466**	**1,588**	**1,550**	**1,515**	**1,441**	**1,228**	**1,181**	**885**	**484**	**331**	**184**

24 Hour Total:	24,772					
AM Peak Hour begins:	7:00	AM Peak Volume:	2,131	AM Peak Hour Factor:	0.88	
PM Peak Hour begins:	12:00	PM Peak Volume:	1,674	PM Peak Hour Factor:	0.95	

Total Volume for All Lanes

Tuesday, October 5, 2021

End Time	00	01	02	03	04	05	06	07	08	09	10	11
15	91	53	28	38	46	133	374	774	814	716	739	747
30	71	58	29	38	56	175	567	906	769	764	751	750
45	61	50	19	33	87	246	649	868	858	791	813	791
00	61	41	25	48	98	285	709	842	807	748	769	801
Hr Total	**284**	**202**	**101**	**157**	**287**	**839**	**2,299**	**3,390**	**3,248**	**3,019**	**3,072**	**3,089**

End Time	12	13	14	15	16	17	18	19	20	21	22	23
15	839	791	793	877	813	916	892	737	602	335	274	139
30	841	844	865	864	939	903	839	772	565	378	223	153
45	853	812	861	931	929	929	812	618	509	279	187	117
00	779	753	820	877	943	866	796	590	434	268	173	100
Hr Total	**3,312**	**3,200**	**3,339**	**3,549**	**3,624**	**3,614**	**3,339**	**2,717**	**2,110**	**1,260**	**857**	**509**

24 Hour Total:	51,417					
AM Peak Hour begins:	7:15	AM Peak Volume:	3,430	AM Peak Hour Factor:	0.95	
PM Peak Hour begins:	16:15	PM Peak Volume:	3,727	PM Peak Hour Factor:	0.99	

DocuSign Envelope ID: 00F7F873-2213-453E-A7D6-7A719BA1E281

Volume Count Report

Start Date:	October 6, 2021	Start Time:	00:00	GPS:	28.19024
Stop Date:	October 6, 2021	Stop Time:	24:00		-82.37826
City:	Wesley Chapel	County:	Pasco		
Location	SR 56 east of I-75				

Eastbound Volume

Wednesday, October 6, 2021

End Time	00	01	02	03	04	05	06	07	08	09	10	11
15	74	24	23	14	11	35	124	262	391	374	352	360
30	47	27	22	9	18	62	176	322	308	371	370	380
45	34	24	11	18	32	83	259	316	403	404	382	351
00	39	20	12	23	39	106	303	348	376	345	390	370
Hr Total	**194**	**95**	**68**	**64**	**100**	**286**	**862**	**1,248**	**1,478**	**1,494**	**1,494**	**1,461**

End Time	12	13	14	15	16	17	18	19	20	21	22	23
15	418	476	435	430	504	587	550	470	378	242	164	98
30	414	451	421	490	503	573	550	381	355	220	144	74
45	448	417	450	507	515	581	463	390	311	187	115	79
00	471	452	442	523	575	550	436	372	278	176	86	55
Hr Total	**1,751**	**1,796**	**1,748**	**1,950**	**2,097**	**2,291**	**1,999**	**1,613**	**1,322**	**825**	**509**	**306**

24 Hour Total:	27,051					
AM Peak Hour begins:	11:30	AM Peak Volume:	1,553	AM Peak Hour Factor:	0.93	
PM Peak Hour begins:	16:45	PM Peak Volume:	2,316	PM Peak Hour Factor:	0.99	

Westbound Volume

Wednesday, October 6, 2021

End Time	00	01	02	03	04	05	06	07	08	09	10	11
15	33	16	18	10	30	96	223	474	443	394	373	422
30	27	21	15	16	22	125	342	617	501	381	427	389
45	26	13	8	18	43	168	400	569	472	455	387	399
00	22	11	24	20	55	190	420	467	377	379	326	386
Hr Total	**108**	**61**	**65**	**64**	**150**	**579**	**1,385**	**2,127**	**1,793**	**1,609**	**1,513**	**1,596**

End Time	12	13	14	15	16	17	18	19	20	21	22	23
15	440	389	399	408	413	410	322	324	286	140	100	51
30	432	388	436	379	375	381	339	346	235	174	108	40
45	390	424	421	387	352	426	328	265	243	152	88	39
00	368	383	387	346	375	306	337	314	203	124	77	48
Hr Total	**1,630**	**1,584**	**1,643**	**1,520**	**1,515**	**1,523**	**1,326**	**1,249**	**967**	**590**	**373**	**178**

24 Hour Total:	25,148					
AM Peak Hour begins:	7:00	AM Peak Volume:	2,127	AM Peak Hour Factor:	0.86	
PM Peak Hour begins:	14:15	PM Peak Volume:	1,652	PM Peak Hour Factor:	0.95	

Total Volume for All Lanes

Wednesday, October 6, 2021

End Time	00	01	02	03	04	05	06	07	08	09	10	11
15	107	40	41	24	41	131	347	736	834	768	725	782
30	74	48	37	25	40	187	518	939	809	752	797	769
45	60	37	19	36	75	251	659	885	875	859	769	750
00	61	31	36	43	94	296	723	815	753	724	716	756
Hr Total	**302**	**156**	**133**	**128**	**250**	**865**	**2,247**	**3,375**	**3,271**	**3,103**	**3,007**	**3,057**

End Time	12	13	14	15	16	17	18	19	20	21	22	23
15	858	865	834	838	917	997	872	794	664	382	264	149
30	846	839	857	869	878	954	889	727	590	394	252	114
45	838	841	871	894	867	1,007	791	655	554	339	203	118
00	839	835	829	869	950	856	773	686	481	300	163	103
Hr Total	**3,381**	**3,380**	**3,391**	**3,470**	**3,612**	**3,814**	**3,325**	**2,862**	**2,289**	**1,415**	**882**	**484**

24 Hour Total:	52,199					
AM Peak Hour begins:	7:15	AM Peak Volume:	3,473	AM Peak Hour Factor:	0.92	
PM Peak Hour begins:	16:45	PM Peak Volume:	3,908	PM Peak Hour Factor:	0.97	

DocuSign Envelope ID: 00F7F873-2213-453E-A7D6-7A719BA1E281

Volume Count Report

Start Date:	October 7, 2021	Start Time:	00:00	GPS:	28.19024
Stop Date:	October 7, 2021	Stop Time:	24:00		-82.37826
City:	Wesley Chapel	County:	Pasco		
Location	SR 56 east of I-75				

Eastbound Volume

Thursday, October 7, 2021

End Time	00	01	02	03	04	05	06	07	08	09	10	11
15	69	30	18	19	20	37	137	283	338	337	360	329
30	58	28	17	28	17	50	189	268	369	367	349	371
45	51	17	16	10	35	66	251	308	356	404	406	372
00	36	20	19	34	35	124	289	363	375	382	376	376
Hr Total	**214**	**95**	**70**	**91**	**107**	**277**	**866**	**1,222**	**1,438**	**1,490**	**1,491**	**1,448**

End Time	12	13	14	15	16	17	18	19	20	21	22	23
15	397	396	399	450	513	593	528	481	387	274	184	125
30	380	456	407	501	509	561	530	438	358	241	168	110
45	409	424	440	521	532	572	517	396	316	224	140	92
00	396	426	454	525	547	518	484	328	236	182	136	73
Hr Total	**1,582**	**1,702**	**1,700**	**1,997**	**2,101**	**2,244**	**2,059**	**1,643**	**1,297**	**921**	**628**	**400**

24 Hour Total:	27,083				
AM Peak Hour begins:	11:30	AM Peak Volume:	1,525	AM Peak Hour Factor:	0.96
PM Peak Hour begins:	16:45	PM Peak Volume:	2,273	PM Peak Hour Factor:	0.96

Westbound Volume

Thursday, October 7, 2021

End Time	00	01	02	03	04	05	06	07	08	09	10	11
15	32	28	11	27	42	82	251	484	459	399	416	344
30	24	18	9	14	38	129	351	577	434	434	397	437
45	28	12	12	24	48	164	383	483	427	370	377	402
00	20	8	15	21	57	178	418	489	433	405	384	400
Hr Total	**104**	**66**	**47**	**86**	**185**	**553**	**1,403**	**2,033**	**1,753**	**1,608**	**1,574**	**1,583**

End Time	12	13	14	15	16	17	18	19	20	21	22	23
15	380	369	411	403	382	423	373	315	285	140	112	76
30	386	370	392	420	414	349	368	332	238	167	89	56
45	411	379	418	433	404	353	332	301	194	178	96	50
00	384	333	404	392	397	396	330	261	166	100	47	41
Hr Total	**1,561**	**1,451**	**1,625**	**1,648**	**1,597**	**1,521**	**1,403**	**1,209**	**883**	**585**	**344**	**223**

24 Hour Total:	25,045				
AM Peak Hour begins:	7:00	AM Peak Volume:	2,033	AM Peak Hour Factor:	0.88
PM Peak Hour begins:	14:45	PM Peak Volume:	1,660	PM Peak Hour Factor:	0.96

Total Volume for All Lanes

Thursday, October 7, 2021

End Time	00	01	02	03	04	05	06	07	08	09	10	11
15	101	58	29	46	62	119	388	767	797	736	776	673
30	82	46	26	42	55	179	540	845	803	801	746	808
45	79	29	28	34	83	230	634	791	783	774	783	774
00	56	28	34	55	92	302	707	852	808	787	760	776
Hr Total	**318**	**161**	**117**	**177**	**292**	**830**	**2,269**	**3,255**	**3,191**	**3,098**	**3,065**	**3,031**

End Time	12	13	14	15	16	17	18	19	20	21	22	23
15	777	765	810	853	895	1,016	901	796	672	414	296	201
30	766	826	799	921	923	910	898	770	596	408	257	166
45	820	803	858	954	936	925	849	697	510	402	236	142
00	780	759	858	917	944	914	814	589	402	282	183	114
Hr Total	**3,143**	**3,153**	**3,325**	**3,645**	**3,698**	**3,765**	**3,462**	**2,852**	**2,180**	**1,506**	**972**	**623**

24 Hour Total:	52,128				
AM Peak Hour begins:	7:15	AM Peak Volume:	3,285	AM Peak Hour Factor:	0.96
PM Peak Hour begins:	16:15	PM Peak Volume:	3,819	PM Peak Hour Factor:	0.94

DocuSign Envelope ID: 00F7F873-2213-453E-A7D6-7A719BA1E281

Volume Count Report

3-Day Average

Start Date:	October 5, 2021	Start Time:	00:00	GPS:	28.19024
Stop Date:	October 7, 2021	Stop Time:	24:00		-82.37826
City:	Wesley Chapel	County:	Pasco		
Location	SR 56 east of I-75				

Eastbound Volume

3-Day Average

End Time	00	01	02	03	04	05	06	07	08	09	10	11
15	67	30	20	18	14	40	130	272	357	343	353	341
30	50	31	17	20	19	59	192	296	333	358	361	366
45	38	25	13	13	35	79	260	318	376	392	397	373
00	39	20	14	27	37	106	290	357	370	362	394	377
Hr Total	**193**	**107**	**64**	**78**	**104**	**284**	**873**	**1,243**	**1,436**	**1,455**	**1,505**	**1,456**

End Time	12	13	14	15	16	17	18	19	20	21	22	23
15	405	427	419	448	501	559	547	454	373	237	170	105
30	404	457	417	489	517	555	544	416	347	229	151	94
45	428	423	453	515	528	581	497	382	304	191	125	80
00	421	437	444	530	556	541	467	345	258	183	109	64
Hr Total	**1,657**	**1,744**	**1,733**	**1,982**	**2,102**	**2,236**	**2,056**	**1,597**	**1,281**	**841**	**554**	**344**

24 Hour Total:	26,926					
AM Peak Hour begins:	11:30	AM Peak Volume:	1,558	AM Peak Hour Factor:	0.96	
PM Peak Hour begins:	16:45	PM Peak Volume:	2,251	PM Peak Hour Factor:	0.97	

Westbound Volume

3-Day Average

End Time	00	01	02	03	04	05	06	07	08	09	10	11
15	33	20	13	18	36	87	240	487	458	397	393	393
30	26	19	13	15	32	122	349	600	461	414	403	410
45	28	13	9	21	47	163	387	530	463	416	392	399
00	21	13	18	22	58	188	423	480	419	391	355	401
Hr Total	**108**	**66**	**53**	**76**	**172**	**560**	**1,399**	**2,097**	**1,801**	**1,618**	**1,543**	**1,603**

End Time	12	13	14	15	16	17	18	19	20	21	22	23
15	420	380	393	408	374	417	341	322	273	140	108	58
30	414	380	424	396	396	367	331	340	237	164	93	50
45	409	395	411	411	383	373	320	275	220	149	84	45
00	379	345	391	358	389	338	327	277	181	100	64	42
Hr Total	**1,622**	**1,500**	**1,619**	**1,573**	**1,542**	**1,495**	**1,319**	**1,213**	**912**	**553**	**349**	**195**

24 Hour Total:	24,988					
AM Peak Hour begins:	7:00	AM Peak Volume:	2,097	AM Peak Hour Factor:	0.87	
PM Peak Hour begins:	14:15	PM Peak Volume:	1,634	PM Peak Hour Factor:	0.96	

Total Volume for All Lanes

3-Day Average

End Time	00	01	02	03	04	05	06	07	08	09	10	11
15	100	50	33	36	50	128	370	759	815	740	747	734
30	76	51	31	35	50	180	542	897	794	772	765	776
45	67	39	22	34	82	242	647	848	839	808	788	772
00	59	33	32	49	95	294	713	836	789	753	748	778
Hr Total	**301**	**173**	**117**	**154**	**276**	**845**	**2,272**	**3,340**	**3,237**	**3,073**	**3,048**	**3,059**

End Time	12	13	14	15	16	17	18	19	20	21	22	23
15	825	807	812	856	875	976	888	776	646	377	278	163
30	818	836	840	885	913	922	875	756	584	393	244	144
45	837	819	863	926	911	954	817	657	524	340	209	126
00	799	782	836	888	946	879	794	622	439	283	173	106
Hr Total	**3,279**	**3,244**	**3,352**	**3,555**	**3,645**	**3,731**	**3,375**	**2,810**	**2,193**	**1,394**	**904**	**539**

24 Hour Total:	51,915					
AM Peak Hour begins:	7:15	AM Peak Volume:	3,396	AM Peak Hour Factor:	0.95	
PM Peak Hour begins:	16:45	PM Peak Volume:	3,798	PM Peak Hour Factor:	0.97	

DocuSign Envelope ID: 00F7F873-2213-453E-A7D6-7A719BA1E281

100154_ I-75 South of Apex

County	Site No.	Date	Direction	Lane			Interval	Start Time	15-Min Vol		
10	154	9/27/2021	N	1	2	2	15	1715	248	0	C
10	154	9/27/2021	N	1	2	2	15	1730	242	0	C
10	154	9/27/2021	N	1	2	2	15	1745	222	0	C
10	154	9/27/2021	N	1	2	2	15	1800	167	0	C
10	154	9/27/2021	N	1	2	2	15	1815	179	0	C
10	154	9/27/2021	N	1	2	2	15	1830	166	0	C
10	154	9/27/2021	N	1	2	2	15	1845	138	0	C
10	154	9/27/2021	N	1	2	2	15	1900	142	0	C
10	154	9/27/2021	N	1	2	2	15	1915	139	0	C
10	154	9/27/2021	N	1	2	2	15	1930	172	0	C
10	154	9/27/2021	N	1	2	2	15	1945	168	0	C
10	154	9/27/2021	N	1	2	2	15	2000	144	0	C
10	154	9/27/2021	N	1	2	2	15	2015	135	0	C
10	154	9/27/2021	N	1	2	2	15	2030	126	0	C
10	154	9/27/2021	N	1	2	2	15	2045	107	0	C
10	154	9/27/2021	N	1	2	2	15	2100	105	0	C
10	154	9/27/2021	N	1	2	2	15	2115	104	0	C
10	154	9/27/2021	N	1	2	2	15	2130	110	0	C
10	154	9/27/2021	N	1	2	2	15	2145	77	0	C
10	154	9/27/2021	N	1	2	2	15	2200	80	0	C
10	154	9/27/2021	N	1	2	2	15	2215	74	0	C
10	154	9/27/2021	N	1	2	2	15	2230	78	0	C
10	154	9/27/2021	N	1	2	2	15	2245	71	0	C
10	154	9/27/2021	N	1	2	2	15	2300	66	0	C
10	154	9/27/2021	N	1	2	2	15	2315	67	0	C
10	154	9/27/2021	N	1	2	2	15	2330	58	0	C
10	154	9/27/2021	N	1	2	2	15	2345	51	0	C
10	154	9/27/2021	N	1	2	2	15	2400	42	0	C
10	154	9/27/2021	N	2	2	2	15	1715	314	0	C
10	154	9/27/2021	N	2	2	2	15	1730	348	0	C
10	154	9/27/2021	N	2	2	2	15	1745	328	0	C
10	154	9/27/2021	N	2	2	2	15	1800	189	0	C
10	154	9/27/2021	N	2	2	2	15	1815	178	0	C
10	154	9/27/2021	N	2	2	2	15	1830	182	0	C
10	154	9/27/2021	N	2	2	2	15	1845	198	0	C
10	154	9/27/2021	N	2	2	2	15	1900	172	0	C
10	154	9/27/2021	N	2	2	2	15	1915	153	0	C
10	154	9/27/2021	N	2	2	2	15	1930	220	0	C
10	154	9/27/2021	N	2	2	2	15	1945	171	0	C
10	154	9/27/2021	N	2	2	2	15	2000	193	0	C
10	154	9/27/2021	N	2	2	2	15	2015	169	0	C
10	154	9/27/2021	N	2	2	2	15	2030	137	0	C
10	154	9/27/2021	N	2	2	2	15	2045	136	0	C
10	154	9/27/2021	N	2	2	2	15	2100	118	0	C
10	154	9/27/2021	N	2	2	2	15	2115	121	0	C
10	154	9/27/2021	N	2	2	2	15	2130	121	0	C
10	154	9/27/2021	N	2	2	2	15	2145	98	0	C
10	154	9/27/2021	N	2	2	2	15	2200	101	0	C

DocuSign Envelope ID: 00F7F873-2213-453E-A7D6-7A719BA1E281

10	154	9/27/2021	N	2	2	2	15	2215	82	0	C
10	154	9/27/2021	N	2	2	2	15	2230	76	0	C
10	154	9/27/2021	N	2	2	2	15	2245	72	0	C
10	154	9/27/2021	N	2	2	2	15	2300	69	0	C
10	154	9/27/2021	N	2	2	2	15	2315	55	0	C
10	154	9/27/2021	N	2	2	2	15	2330	63	0	C
10	154	9/27/2021	N	2	2	2	15	2345	37	0	C
10	154	9/27/2021	N	2	2	2	15	2400	55	0	C
10	154	9/27/2021	N	3	2	2	15	1715	331	0	C
10	154	9/27/2021	N	3	2	2	15	1730	363	0	C
10	154	9/27/2021	N	3	2	2	15	1745	317	0	C
10	154	9/27/2021	N	3	2	2	15	1800	145	0	C
10	154	9/27/2021	N	3	2	2	15	1815	118	0	C
10	154	9/27/2021	N	3	2	2	15	1830	120	0	C
10	154	9/27/2021	N	3	2	2	15	1845	139	0	C
10	154	9/27/2021	N	3	2	2	15	1900	110	0	C
10	154	9/27/2021	N	3	2	2	15	1915	158	0	C
10	154	9/27/2021	N	3	2	2	15	1930	158	0	C
10	154	9/27/2021	N	3	2	2	15	1945	151	0	C
10	154	9/27/2021	N	3	2	2	15	2000	132	0	C
10	154	9/27/2021	N	3	2	2	15	2015	128	0	C
10	154	9/27/2021	N	3	2	2	15	2030	89	0	C
10	154	9/27/2021	N	3	2	2	15	2045	77	0	C
10	154	9/27/2021	N	3	2	2	15	2100	69	0	C
10	154	9/27/2021	N	3	2	2	15	2115	62	0	C
10	154	9/27/2021	N	3	2	2	15	2130	53	0	C
10	154	9/27/2021	N	3	2	2	15	2145	49	0	C
10	154	9/27/2021	N	3	2	2	15	2200	46	0	C
10	154	9/27/2021	N	3	2	2	15	2215	52	0	C
10	154	9/27/2021	N	3	2	2	15	2230	38	0	C
10	154	9/27/2021	N	3	2	2	15	2245	30	0	C
10	154	9/27/2021	N	3	2	2	15	2300	34	0	C
10	154	9/27/2021	N	3	2	2	15	2315	23	0	C
10	154	9/27/2021	N	3	2	2	15	2330	25	0	C
10	154	9/27/2021	N	3	2	2	15	2345	25	0	C
10	154	9/27/2021	N	3	2	2	15	2400	13	0	C
10	154	9/27/2021	S	1	2	2	15	1715	215	0	C
10	154	9/27/2021	S	1	2	2	15	1730	194	0	C
10	154	9/27/2021	S	1	2	2	15	1745	236	0	C
10	154	9/27/2021	S	1	2	2	15	1800	204	0	C
10	154	9/27/2021	S	1	2	2	15	1815	205	0	C
10	154	9/27/2021	S	1	2	2	15	1830	177	0	C
10	154	9/27/2021	S	1	2	2	15	1845	183	0	C
10	154	9/27/2021	S	1	2	2	15	1900	184	0	C
10	154	9/27/2021	S	1	2	2	15	1915	156	0	C
10	154	9/27/2021	S	1	2	2	15	1930	143	0	C
10	154	9/27/2021	S	1	2	2	15	1945	136	0	C
10	154	9/27/2021	S	1	2	2	15	2000	146	0	C
10	154	9/27/2021	S	1	2	2	15	2015	137	0	C
10	154	9/27/2021	S	1	2	2	15	2030	139	0	C
10	154	9/27/2021	S	1	2	2	15	2045	139	0	C
10	154	9/27/2021	S	1	2	2	15	2100	110	0	C

DocuSign Envelope ID: 00F7F873-2213-453E-A7D6-7A719BA1E281

10	154	9/27/2021	S	1	2	2	15	2115	104	0	C
10	154	9/27/2021	S	1	2	2	15	2130	109	0	C
10	154	9/27/2021	S	1	2	2	15	2145	88	0	C
10	154	9/27/2021	S	1	2	2	15	2200	90	0	C
10	154	9/27/2021	S	1	2	2	15	2215	79	0	C
10	154	9/27/2021	S	1	2	2	15	2230	69	0	C
10	154	9/27/2021	S	1	2	2	15	2245	52	0	C
10	154	9/27/2021	S	1	2	2	15	2300	61	0	C
10	154	9/27/2021	S	1	2	2	15	2315	51	0	C
10	154	9/27/2021	S	1	2	2	15	2330	55	0	C
10	154	9/27/2021	S	1	2	2	15	2345	54	0	C
10	154	9/27/2021	S	1	2	2	15	2400	43	0	C
10	154	9/27/2021	S	2	2	2	15	1715	214	0	C
10	154	9/27/2021	S	2	2	2	15	1730	231	0	C
10	154	9/27/2021	S	2	2	2	15	1745	245	0	C
10	154	9/27/2021	S	2	2	2	15	1800	203	0	C
10	154	9/27/2021	S	2	2	2	15	1815	209	0	C
10	154	9/27/2021	S	2	2	2	15	1830	218	0	C
10	154	9/27/2021	S	2	2	2	15	1845	191	0	C
10	154	9/27/2021	S	2	2	2	15	1900	174	0	C
10	154	9/27/2021	S	2	2	2	15	1915	179	0	C
10	154	9/27/2021	S	2	2	2	15	1930	147	0	C
10	154	9/27/2021	S	2	2	2	15	1945	158	0	C
10	154	9/27/2021	S	2	2	2	15	2000	149	0	C
10	154	9/27/2021	S	2	2	2	15	2015	150	0	C
10	154	9/27/2021	S	2	2	2	15	2030	153	0	C
10	154	9/27/2021	S	2	2	2	15	2045	146	0	C
10	154	9/27/2021	S	2	2	2	15	2100	120	0	C
10	154	9/27/2021	S	2	2	2	15	2115	118	0	C
10	154	9/27/2021	S	2	2	2	15	2130	108	0	C
10	154	9/27/2021	S	2	2	2	15	2145	116	0	C
10	154	9/27/2021	S	2	2	2	15	2200	96	0	C
10	154	9/27/2021	S	2	2	2	15	2215	97	0	C
10	154	9/27/2021	S	2	2	2	15	2230	81	0	C
10	154	9/27/2021	S	2	2	2	15	2245	77	0	C
10	154	9/27/2021	S	2	2	2	15	2300	73	0	C
10	154	9/27/2021	S	2	2	2	15	2315	48	0	C
10	154	9/27/2021	S	2	2	2	15	2330	52	0	C
10	154	9/27/2021	S	2	2	2	15	2345	52	0	C
10	154	9/27/2021	S	2	2	2	15	2400	50	0	C
10	154	9/27/2021	S	3	2	2	15	1715	221	0	C
10	154	9/27/2021	S	3	2	2	15	1730	199	0	C
10	154	9/27/2021	S	3	2	2	15	1745	221	0	C
10	154	9/27/2021	S	3	2	2	15	1800	220	0	C
10	154	9/27/2021	S	3	2	2	15	1815	169	0	C
10	154	9/27/2021	S	3	2	2	15	1830	175	0	C
10	154	9/27/2021	S	3	2	2	15	1845	168	0	C
10	154	9/27/2021	S	3	2	2	15	1900	122	0	C
10	154	9/27/2021	S	3	2	2	15	1915	126	0	C
10	154	9/27/2021	S	3	2	2	15	1930	106	0	C
10	154	9/27/2021	S	3	2	2	15	1945	112	0	C
10	154	9/27/2021	S	3	2	2	15	2000	96	0	C

DocuSign Envelope ID: 00F7F873-2213-453E-A7D6-7A719BA1E281

10	154	9/27/2021	S	3	2	2	15	2015	99	0	C
10	154	9/27/2021	S	3	2	2	15	2030	102	0	C
10	154	9/27/2021	S	3	2	2	15	2045	85	0	C
10	154	9/27/2021	S	3	2	2	15	2100	72	0	C
10	154	9/27/2021	S	3	2	2	15	2115	73	0	C
10	154	9/27/2021	S	3	2	2	15	2130	56	0	C
10	154	9/27/2021	S	3	2	2	15	2145	60	0	C
10	154	9/27/2021	S	3	2	2	15	2200	44	0	C
10	154	9/27/2021	S	3	2	2	15	2215	43	0	C
10	154	9/27/2021	S	3	2	2	15	2230	46	0	C
10	154	9/27/2021	S	3	2	2	15	2245	29	0	C
10	154	9/27/2021	S	3	2	2	15	2300	30	0	C
10	154	9/27/2021	S	3	2	2	15	2315	24	0	C
10	154	9/27/2021	S	3	2	2	15	2330	26	0	C
10	154	9/27/2021	S	3	2	2	15	2345	24	0	C
10	154	9/27/2021	S	3	2	2	15	2400	9	0	C
10	154	9/28/2021	N	1	2	2	15	15	38	0	C
10	154	9/28/2021	N	1	2	2	15	30	35	0	C
10	154	9/28/2021	N	1	2	2	15	45	30	0	C
10	154	9/28/2021	N	1	2	2	15	100	34	0	C
10	154	9/28/2021	N	1	2	2	15	115	42	0	C
10	154	9/28/2021	N	1	2	2	15	130	26	0	C
10	154	9/28/2021	N	1	2	2	15	145	28	0	C
10	154	9/28/2021	N	1	2	2	15	200	25	0	C
10	154	9/28/2021	N	1	2	2	15	215	19	0	C
10	154	9/28/2021	N	1	2	2	15	230	23	0	C
10	154	9/28/2021	N	1	2	2	15	245	22	0	C
10	154	9/28/2021	N	1	2	2	15	300	38	0	C
10	154	9/28/2021	N	1	2	2	15	315	23	0	C
10	154	9/28/2021	N	1	2	2	15	330	28	0	C
10	154	9/28/2021	N	1	2	2	15	345	31	0	C
10	154	9/28/2021	N	1	2	2	15	400	36	0	C
10	154	9/28/2021	N	1	2	2	15	415	40	0	C
10	154	9/28/2021	N	1	2	2	15	430	46	0	C
10	154	9/28/2021	N	1	2	2	15	445	41	0	C
10	154	9/28/2021	N	1	2	2	15	500	41	0	C
10	154	9/28/2021	N	1	2	2	15	515	49	0	C
10	154	9/28/2021	N	1	2	2	15	530	65	0	C
10	154	9/28/2021	N	1	2	2	15	545	76	0	C
10	154	9/28/2021	N	1	2	2	15	600	90	0	C
10	154	9/28/2021	N	1	2	2	15	615	105	0	C
10	154	9/28/2021	N	1	2	2	15	630	135	0	C
10	154	9/28/2021	N	1	2	2	15	645	138	0	C
10	154	9/28/2021	N	1	2	2	15	700	141	0	C
10	154	9/28/2021	N	1	2	2	15	715	150	0	C
10	154	9/28/2021	N	1	2	2	15	730	167	0	C
10	154	9/28/2021	N	1	2	2	15	745	161	0	C
10	154	9/28/2021	N	1	2	2	15	800	177	0	C
10	154	9/28/2021	N	1	2	2	15	815	167	0	C
10	154	9/28/2021	N	1	2	2	15	830	168	0	C
10	154	9/28/2021	N	1	2	2	15	845	168	0	C
10	154	9/28/2021	N	1	2	2	15	900	173	0	C

DocuSign Envelope ID: 00F7F873-2213-453E-A7D6-7A719BA1E281

10	154	9/28/2021	N	1	2	2	15	915	172	0	C
10	154	9/28/2021	N	1	2	2	15	930	164	0	C
10	154	9/28/2021	N	1	2	2	15	945	163	0	C
10	154	9/28/2021	N	1	2	2	15	1000	190	0	C
10	154	9/28/2021	N	1	2	2	15	1015	177	0	C
10	154	9/28/2021	N	1	2	2	15	1030	172	0	C
10	154	9/28/2021	N	1	2	2	15	1045	189	0	C
10	154	9/28/2021	N	1	2	2	15	1100	178	0	C
10	154	9/28/2021	N	1	2	2	15	1115	170	0	C
10	154	9/28/2021	N	1	2	2	15	1130	188	0	C
10	154	9/28/2021	N	1	2	2	15	1145	191	0	C
10	154	9/28/2021	N	1	2	2	15	1200	181	0	C
10	154	9/28/2021	N	1	2	2	15	1215	183	0	C
10	154	9/28/2021	N	1	2	2	15	1230	198	0	C
10	154	9/28/2021	N	1	2	2	15	1245	173	0	C
10	154	9/28/2021	N	1	2	2	15	1300	204	0	C
10	154	9/28/2021	N	1	2	2	15	1315	184	0	C
10	154	9/28/2021	N	1	2	2	15	1330	186	0	C
10	154	9/28/2021	N	1	2	2	15	1345	174	0	C
10	154	9/28/2021	N	1	2	2	15	1400	194	0	C
10	154	9/28/2021	N	1	2	2	15	1415	205	0	C
10	154	9/28/2021	N	1	2	2	15	1430	186	0	C
10	154	9/28/2021	N	1	2	2	15	1445	179	0	C
10	154	9/28/2021	N	1	2	2	15	1500	210	0	C
10	154	9/28/2021	N	1	2	2	15	1515	196	0	C
10	154	9/28/2021	N	1	2	2	15	1530	221	0	C
10	154	9/28/2021	N	1	2	2	15	1545	245	0	C
10	154	9/28/2021	N	1	2	2	15	1600	241	0	C
10	154	9/28/2021	N	1	2	2	15	1615	232	0	C
10	154	9/28/2021	N	1	2	2	15	1630	262	0	C
10	154	9/28/2021	N	1	2	2	15	1645	244	0	C
10	154	9/28/2021	N	1	2	2	15	1700	274	0	C
10	154	9/28/2021	N	1	2	2	15	1715	249	0	C
10	154	9/28/2021	N	1	2	2	15	1730	255	0	C
10	154	9/28/2021	N	1	2	2	15	1745	237	0	C
10	154	9/28/2021	N	1	2	2	15	1800	237	0	C
10	154	9/28/2021	N	1	2	2	15	1815	233	0	C
10	154	9/28/2021	N	1	2	2	15	1830	196	0	C
10	154	9/28/2021	N	1	2	2	15	1845	200	0	C
10	154	9/28/2021	N	1	2	2	15	1900	173	0	C
10	154	9/28/2021	N	1	2	2	15	1915	143	0	C
10	154	9/28/2021	N	1	2	2	15	1930	140	0	C
10	154	9/28/2021	N	1	2	2	15	1945	161	0	C
10	154	9/28/2021	N	1	2	2	15	2000	135	0	C
10	154	9/28/2021	N	1	2	2	15	2015	131	0	C
10	154	9/28/2021	N	1	2	2	15	2030	122	0	C
10	154	9/28/2021	N	1	2	2	15	2045	115	0	C
10	154	9/28/2021	N	1	2	2	15	2100	115	0	C
10	154	9/28/2021	N	1	2	2	15	2115	102	0	C
10	154	9/28/2021	N	1	2	2	15	2130	109	0	C
10	154	9/28/2021	N	1	2	2	15	2145	104	0	C
10	154	9/28/2021	N	1	2	2	15	2200	92	0	C

DocuSign Envelope ID: 00F7F873-2213-453E-A7D6-7A719BA1E281

10	154	9/28/2021	N	1	2	2	15	2215	83	0	C
10	154	9/28/2021	N	1	2	2	15	2230	63	0	C
10	154	9/28/2021	N	1	2	2	15	2245	68	0	C
10	154	9/28/2021	N	1	2	2	15	2300	59	0	C
10	154	9/28/2021	N	1	2	2	15	2315	43	0	C
10	154	9/28/2021	N	1	2	2	15	2330	59	0	C
10	154	9/28/2021	N	1	2	2	15	2345	51	0	C
10	154	9/28/2021	N	1	2	2	15	2400	41	0	C
10	154	9/28/2021	N	2	2	2	15	15	41	0	C
10	154	9/28/2021	N	2	2	2	15	30	36	0	C
10	154	9/28/2021	N	2	2	2	15	45	31	0	C
10	154	9/28/2021	N	2	2	2	15	100	39	0	C
10	154	9/28/2021	N	2	2	2	15	115	32	0	C
10	154	9/28/2021	N	2	2	2	15	130	25	0	C
10	154	9/28/2021	N	2	2	2	15	145	30	0	C
10	154	9/28/2021	N	2	2	2	15	200	30	0	C
10	154	9/28/2021	N	2	2	2	15	215	27	0	C
10	154	9/28/2021	N	2	2	2	15	230	27	0	C
10	154	9/28/2021	N	2	2	2	15	245	30	0	C
10	154	9/28/2021	N	2	2	2	15	300	35	0	C
10	154	9/28/2021	N	2	2	2	15	315	20	0	C
10	154	9/28/2021	N	2	2	2	15	330	27	0	C
10	154	9/28/2021	N	2	2	2	15	345	36	0	C
10	154	9/28/2021	N	2	2	2	15	400	36	0	C
10	154	9/28/2021	N	2	2	2	15	415	48	0	C
10	154	9/28/2021	N	2	2	2	15	430	45	0	C
10	154	9/28/2021	N	2	2	2	15	445	44	0	C
10	154	9/28/2021	N	2	2	2	15	500	64	0	C
10	154	9/28/2021	N	2	2	2	15	515	57	0	C
10	154	9/28/2021	N	2	2	2	15	530	89	0	C
10	154	9/28/2021	N	2	2	2	15	545	105	0	C
10	154	9/28/2021	N	2	2	2	15	600	118	0	C
10	154	9/28/2021	N	2	2	2	15	615	157	0	C
10	154	9/28/2021	N	2	2	2	15	630	192	0	C
10	154	9/28/2021	N	2	2	2	15	645	197	0	C
10	154	9/28/2021	N	2	2	2	15	700	223	0	C
10	154	9/28/2021	N	2	2	2	15	715	212	0	C
10	154	9/28/2021	N	2	2	2	15	730	208	0	C
10	154	9/28/2021	N	2	2	2	15	745	220	0	C
10	154	9/28/2021	N	2	2	2	15	800	232	0	C
10	154	9/28/2021	N	2	2	2	15	815	232	0	C
10	154	9/28/2021	N	2	2	2	15	830	231	0	C
10	154	9/28/2021	N	2	2	2	15	845	226	0	C
10	154	9/28/2021	N	2	2	2	15	900	207	0	C
10	154	9/28/2021	N	2	2	2	15	915	231	0	C
10	154	9/28/2021	N	2	2	2	15	930	240	0	C
10	154	9/28/2021	N	2	2	2	15	945	224	0	C
10	154	9/28/2021	N	2	2	2	15	1000	221	0	C
10	154	9/28/2021	N	2	2	2	15	1015	219	0	C
10	154	9/28/2021	N	2	2	2	15	1030	237	0	C
10	154	9/28/2021	N	2	2	2	15	1045	233	0	C
10	154	9/28/2021	N	2	2	2	15	1100	231	0	C

DocuSign Envelope ID: 00F7F873-2213-453E-A7D6-7A719BA1E281

10	154	9/28/2021	N	2	2	2	15	1115	213	0	C
10	154	9/28/2021	N	2	2	2	15	1130	249	0	C
10	154	9/28/2021	N	2	2	2	15	1145	261	0	C
10	154	9/28/2021	N	2	2	2	15	1200	225	0	C
10	154	9/28/2021	N	2	2	2	15	1215	225	0	C
10	154	9/28/2021	N	2	2	2	15	1230	244	0	C
10	154	9/28/2021	N	2	2	2	15	1245	242	0	C
10	154	9/28/2021	N	2	2	2	15	1300	236	0	C
10	154	9/28/2021	N	2	2	2	15	1315	208	0	C
10	154	9/28/2021	N	2	2	2	15	1330	230	0	C
10	154	9/28/2021	N	2	2	2	15	1345	241	0	C
10	154	9/28/2021	N	2	2	2	15	1400	226	0	C
10	154	9/28/2021	N	2	2	2	15	1415	257	0	C
10	154	9/28/2021	N	2	2	2	15	1430	228	0	C
10	154	9/28/2021	N	2	2	2	15	1445	237	0	C
10	154	9/28/2021	N	2	2	2	15	1500	274	0	C
10	154	9/28/2021	N	2	2	2	15	1515	256	0	C
10	154	9/28/2021	N	2	2	2	15	1530	288	0	C
10	154	9/28/2021	N	2	2	2	15	1545	334	0	C
10	154	9/28/2021	N	2	2	2	15	1600	339	0	C
10	154	9/28/2021	N	2	2	2	15	1615	341	0	C
10	154	9/28/2021	N	2	2	2	15	1630	322	0	C
10	154	9/28/2021	N	2	2	2	15	1645	326	0	C
10	154	9/28/2021	N	2	2	2	15	1700	343	0	C
10	154	9/28/2021	N	2	2	2	15	1715	321	0	C
10	154	9/28/2021	N	2	2	2	15	1730	334	0	C
10	154	9/28/2021	N	2	2	2	15	1745	292	0	C
10	154	9/28/2021	N	2	2	2	15	1800	281	0	C
10	154	9/28/2021	N	2	2	2	15	1815	257	0	C
10	154	9/28/2021	N	2	2	2	15	1830	257	0	C
10	154	9/28/2021	N	2	2	2	15	1845	243	0	C
10	154	9/28/2021	N	2	2	2	15	1900	208	0	C
10	154	9/28/2021	N	2	2	2	15	1915	182	0	C
10	154	9/28/2021	N	2	2	2	15	1930	161	0	C
10	154	9/28/2021	N	2	2	2	15	1945	194	0	C
10	154	9/28/2021	N	2	2	2	15	2000	164	0	C
10	154	9/28/2021	N	2	2	2	15	2015	157	0	C
10	154	9/28/2021	N	2	2	2	15	2030	150	0	C
10	154	9/28/2021	N	2	2	2	15	2045	143	0	C
10	154	9/28/2021	N	2	2	2	15	2100	148	0	C
10	154	9/28/2021	N	2	2	2	15	2115	104	0	C
10	154	9/28/2021	N	2	2	2	15	2130	127	0	C
10	154	9/28/2021	N	2	2	2	15	2145	109	0	C
10	154	9/28/2021	N	2	2	2	15	2200	102	0	C
10	154	9/28/2021	N	2	2	2	15	2215	83	0	C
10	154	9/28/2021	N	2	2	2	15	2230	88	0	C
10	154	9/28/2021	N	2	2	2	15	2245	79	0	C
10	154	9/28/2021	N	2	2	2	15	2300	65	0	C
10	154	9/28/2021	N	2	2	2	15	2315	72	0	C
10	154	9/28/2021	N	2	2	2	15	2330	59	0	C
10	154	9/28/2021	N	2	2	2	15	2345	54	0	C
10	154	9/28/2021	N	2	2	2	15	2400	52	0	C

DocuSign Envelope ID: 00F7F873-2213-453E-A7D6-7A719BA1E281

10	154	9/28/2021	N	3	2	2	15	15	18	0	C
10	154	9/28/2021	N	3	2	2	15	30	20	0	C
10	154	9/28/2021	N	3	2	2	15	45	14	0	C
10	154	9/28/2021	N	3	2	2	15	100	14	0	C
10	154	9/28/2021	N	3	2	2	15	115	9	0	C
10	154	9/28/2021	N	3	2	2	15	130	7	0	C
10	154	9/28/2021	N	3	2	2	15	145	6	0	C
10	154	9/28/2021	N	3	2	2	15	200	5	0	C
10	154	9/28/2021	N	3	2	2	15	215	2	0	C
10	154	9/28/2021	N	3	2	2	15	230	6	0	C
10	154	9/28/2021	N	3	2	2	15	245	4	0	C
10	154	9/28/2021	N	3	2	2	15	300	9	0	C
10	154	9/28/2021	N	3	2	2	15	315	3	0	C
10	154	9/28/2021	N	3	2	2	15	330	5	0	C
10	154	9/28/2021	N	3	2	2	15	345	3	0	C
10	154	9/28/2021	N	3	2	2	15	400	9	0	C
10	154	9/28/2021	N	3	2	2	15	415	14	0	C
10	154	9/28/2021	N	3	2	2	15	430	9	0	C
10	154	9/28/2021	N	3	2	2	15	445	14	0	C
10	154	9/28/2021	N	3	2	2	15	500	18	0	C
10	154	9/28/2021	N	3	2	2	15	515	22	0	C
10	154	9/28/2021	N	3	2	2	15	530	41	0	C
10	154	9/28/2021	N	3	2	2	15	545	52	0	C
10	154	9/28/2021	N	3	2	2	15	600	70	0	C
10	154	9/28/2021	N	3	2	2	15	615	118	0	C
10	154	9/28/2021	N	3	2	2	15	630	156	0	C
10	154	9/28/2021	N	3	2	2	15	645	175	0	C
10	154	9/28/2021	N	3	2	2	15	700	175	0	C
10	154	9/28/2021	N	3	2	2	15	715	153	0	C
10	154	9/28/2021	N	3	2	2	15	730	180	0	C
10	154	9/28/2021	N	3	2	2	15	745	171	0	C
10	154	9/28/2021	N	3	2	2	15	800	189	0	C
10	154	9/28/2021	N	3	2	2	15	815	176	0	C
10	154	9/28/2021	N	3	2	2	15	830	172	0	C
10	154	9/28/2021	N	3	2	2	15	845	165	0	C
10	154	9/28/2021	N	3	2	2	15	900	160	0	C
10	154	9/28/2021	N	3	2	2	15	915	207	0	C
10	154	9/28/2021	N	3	2	2	15	930	159	0	C
10	154	9/28/2021	N	3	2	2	15	945	161	0	C
10	154	9/28/2021	N	3	2	2	15	1000	173	0	C
10	154	9/28/2021	N	3	2	2	15	1015	154	0	C
10	154	9/28/2021	N	3	2	2	15	1030	160	0	C
10	154	9/28/2021	N	3	2	2	15	1045	161	0	C
10	154	9/28/2021	N	3	2	2	15	1100	178	0	C
10	154	9/28/2021	N	3	2	2	15	1115	136	0	C
10	154	9/28/2021	N	3	2	2	15	1130	177	0	C
10	154	9/28/2021	N	3	2	2	15	1145	185	0	C
10	154	9/28/2021	N	3	2	2	15	1200	161	0	C
10	154	9/28/2021	N	3	2	2	15	1215	170	0	C
10	154	9/28/2021	N	3	2	2	15	1230	173	0	C
10	154	9/28/2021	N	3	2	2	15	1245	178	0	C
10	154	9/28/2021	N	3	2	2	15	1300	171	0	C

DocuSign Envelope ID: 00F7F873-2213-453E-A7D6-7A719BA1E281

10	154	9/28/2021	N	3	2	2	15	1315	167	0	C
10	154	9/28/2021	N	3	2	2	15	1330	186	0	C
10	154	9/28/2021	N	3	2	2	15	1345	169	0	C
10	154	9/28/2021	N	3	2	2	15	1400	201	0	C
10	154	9/28/2021	N	3	2	2	15	1415	201	0	C
10	154	9/28/2021	N	3	2	2	15	1430	197	0	C
10	154	9/28/2021	N	3	2	2	15	1445	190	0	C
10	154	9/28/2021	N	3	2	2	15	1500	244	0	C
10	154	9/28/2021	N	3	2	2	15	1515	229	0	C
10	154	9/28/2021	N	3	2	2	15	1530	281	0	C
10	154	9/28/2021	N	3	2	2	15	1545	285	0	C
10	154	9/28/2021	N	3	2	2	15	1600	321	0	C
10	154	9/28/2021	N	3	2	2	15	1615	349	0	C
10	154	9/28/2021	N	3	2	2	15	1630	366	0	C
10	154	9/28/2021	N	3	2	2	15	1645	355	0	C
10	154	9/28/2021	N	3	2	2	15	1700	350	0	C
10	154	9/28/2021	N	3	2	2	15	1715	330	0	C
10	154	9/28/2021	N	3	2	2	15	1730	296	0	C
10	154	9/28/2021	N	3	2	2	15	1745	310	0	C
10	154	9/28/2021	N	3	2	2	15	1800	243	0	C
10	154	9/28/2021	N	3	2	2	15	1815	257	0	C
10	154	9/28/2021	N	3	2	2	15	1830	285	0	C
10	154	9/28/2021	N	3	2	2	15	1845	218	0	C
10	154	9/28/2021	N	3	2	2	15	1900	154	0	C
10	154	9/28/2021	N	3	2	2	15	1915	123	0	C
10	154	9/28/2021	N	3	2	2	15	1930	133	0	C
10	154	9/28/2021	N	3	2	2	15	1945	129	0	C
10	154	9/28/2021	N	3	2	2	15	2000	94	0	C
10	154	9/28/2021	N	3	2	2	15	2015	94	0	C
10	154	9/28/2021	N	3	2	2	15	2030	97	0	C
10	154	9/28/2021	N	3	2	2	15	2045	81	0	C
10	154	9/28/2021	N	3	2	2	15	2100	81	0	C
10	154	9/28/2021	N	3	2	2	15	2115	52	0	C
10	154	9/28/2021	N	3	2	2	15	2130	68	0	C
10	154	9/28/2021	N	3	2	2	15	2145	57	0	C
10	154	9/28/2021	N	3	2	2	15	2200	50	0	C
10	154	9/28/2021	N	3	2	2	15	2215	41	0	C
10	154	9/28/2021	N	3	2	2	15	2230	42	0	C
10	154	9/28/2021	N	3	2	2	15	2245	31	0	C
10	154	9/28/2021	N	3	2	2	15	2300	34	0	C
10	154	9/28/2021	N	3	2	2	15	2315	19	0	C
10	154	9/28/2021	N	3	2	2	15	2330	22	0	C
10	154	9/28/2021	N	3	2	2	15	2345	21	0	C
10	154	9/28/2021	N	3	2	2	15	2400	12	0	C
10	154	9/28/2021	S	1	2	2	15	15	43	0	C
10	154	9/28/2021	S	1	2	2	15	30	43	0	C
10	154	9/28/2021	S	1	2	2	15	45	34	0	C
10	154	9/28/2021	S	1	2	2	15	100	27	0	C
10	154	9/28/2021	S	1	2	2	15	115	32	0	C
10	154	9/28/2021	S	1	2	2	15	130	29	0	C
10	154	9/28/2021	S	1	2	2	15	145	31	0	C
10	154	9/28/2021	S	1	2	2	15	200	22	0	C

DocuSign Envelope ID: 00F7F873-2213-453E-A7D6-7A719BA1E281

10	154	9/28/2021	S	1	2	2	15	215	32	0	C
10	154	9/28/2021	S	1	2	2	15	230	30	0	C
10	154	9/28/2021	S	1	2	2	15	245	27	0	C
10	154	9/28/2021	S	1	2	2	15	300	29	0	C
10	154	9/28/2021	S	1	2	2	15	315	27	0	C
10	154	9/28/2021	S	1	2	2	15	330	26	0	C
10	154	9/28/2021	S	1	2	2	15	345	36	0	C
10	154	9/28/2021	S	1	2	2	15	400	40	0	C
10	154	9/28/2021	S	1	2	2	15	415	39	0	C
10	154	9/28/2021	S	1	2	2	15	430	37	0	C
10	154	9/28/2021	S	1	2	2	15	445	53	0	C
10	154	9/28/2021	S	1	2	2	15	500	78	0	C
10	154	9/28/2021	S	1	2	2	15	515	71	0	C
10	154	9/28/2021	S	1	2	2	15	530	84	0	C
10	154	9/28/2021	S	1	2	2	15	545	112	0	C
10	154	9/28/2021	S	1	2	2	15	600	134	0	C
10	154	9/28/2021	S	1	2	2	15	615	158	0	C
10	154	9/28/2021	S	1	2	2	15	630	189	0	C
10	154	9/28/2021	S	1	2	2	15	645	220	0	C
10	154	9/28/2021	S	1	2	2	15	700	235	0	C
10	154	9/28/2021	S	1	2	2	15	715	217	0	C
10	154	9/28/2021	S	1	2	2	15	730	209	0	C
10	154	9/28/2021	S	1	2	2	15	745	259	0	C
10	154	9/28/2021	S	1	2	2	15	800	255	0	C
10	154	9/28/2021	S	1	2	2	15	815	261	0	C
10	154	9/28/2021	S	1	2	2	15	830	264	0	C
10	154	9/28/2021	S	1	2	2	15	845	248	0	C
10	154	9/28/2021	S	1	2	2	15	900	225	0	C
10	154	9/28/2021	S	1	2	2	15	915	245	0	C
10	154	9/28/2021	S	1	2	2	15	930	169	0	C
10	154	9/28/2021	S	1	2	2	15	945	213	0	C
10	154	9/28/2021	S	1	2	2	15	1000	194	0	C
10	154	9/28/2021	S	1	2	2	15	1015	201	0	C
10	154	9/28/2021	S	1	2	2	15	1030	183	0	C
10	154	9/28/2021	S	1	2	2	15	1045	193	0	C
10	154	9/28/2021	S	1	2	2	15	1100	200	0	C
10	154	9/28/2021	S	1	2	2	15	1115	192	0	C
10	154	9/28/2021	S	1	2	2	15	1130	178	0	C
10	154	9/28/2021	S	1	2	2	15	1145	188	0	C
10	154	9/28/2021	S	1	2	2	15	1200	188	0	C
10	154	9/28/2021	S	1	2	2	15	1215	190	0	C
10	154	9/28/2021	S	1	2	2	15	1230	177	0	C
10	154	9/28/2021	S	1	2	2	15	1245	182	0	C
10	154	9/28/2021	S	1	2	2	15	1300	200	0	C
10	154	9/28/2021	S	1	2	2	15	1315	201	0	C
10	154	9/28/2021	S	1	2	2	15	1330	204	0	C
10	154	9/28/2021	S	1	2	2	15	1345	202	0	C
10	154	9/28/2021	S	1	2	2	15	1400	180	0	C
10	154	9/28/2021	S	1	2	2	15	1415	192	0	C
10	154	9/28/2021	S	1	2	2	15	1430	203	0	C
10	154	9/28/2021	S	1	2	2	15	1445	204	0	C
10	154	9/28/2021	S	1	2	2	15	1500	201	0	C

DocuSign Envelope ID: 00F7F873-2213-453E-A7D6-7A719BA1E281

10	154	9/28/2021	S	1	2	2	15	1515	191	0	C
10	154	9/28/2021	S	1	2	2	15	1530	196	0	C
10	154	9/28/2021	S	1	2	2	15	1545	186	0	C
10	154	9/28/2021	S	1	2	2	15	1600	209	0	C
10	154	9/28/2021	S	1	2	2	15	1615	209	0	C
10	154	9/28/2021	S	1	2	2	15	1630	206	0	C
10	154	9/28/2021	S	1	2	2	15	1645	210	0	C
10	154	9/28/2021	S	1	2	2	15	1700	191	0	C
10	154	9/28/2021	S	1	2	2	15	1715	197	0	C
10	154	9/28/2021	S	1	2	2	15	1730	219	0	C
10	154	9/28/2021	S	1	2	2	15	1745	195	0	C
10	154	9/28/2021	S	1	2	2	15	1800	222	0	C
10	154	9/28/2021	S	1	2	2	15	1815	217	0	C
10	154	9/28/2021	S	1	2	2	15	1830	193	0	C
10	154	9/28/2021	S	1	2	2	15	1845	224	0	C
10	154	9/28/2021	S	1	2	2	15	1900	185	0	C
10	154	9/28/2021	S	1	2	2	15	1915	157	0	C
10	154	9/28/2021	S	1	2	2	15	1930	171	0	C
10	154	9/28/2021	S	1	2	2	15	1945	154	0	C
10	154	9/28/2021	S	1	2	2	15	2000	152	0	C
10	154	9/28/2021	S	1	2	2	15	2015	155	0	C
10	154	9/28/2021	S	1	2	2	15	2030	132	0	C
10	154	9/28/2021	S	1	2	2	15	2045	145	0	C
10	154	9/28/2021	S	1	2	2	15	2100	115	0	C
10	154	9/28/2021	S	1	2	2	15	2115	126	0	C
10	154	9/28/2021	S	1	2	2	15	2130	120	0	C
10	154	9/28/2021	S	1	2	2	15	2145	92	0	C
10	154	9/28/2021	S	1	2	2	15	2200	92	0	C
10	154	9/28/2021	S	1	2	2	15	2215	68	0	C
10	154	9/28/2021	S	1	2	2	15	2230	66	0	C
10	154	9/28/2021	S	1	2	2	15	2245	56	0	C
10	154	9/28/2021	S	1	2	2	15	2300	66	0	C
10	154	9/28/2021	S	1	2	2	15	2315	52	0	C
10	154	9/28/2021	S	1	2	2	15	2330	59	0	C
10	154	9/28/2021	S	1	2	2	15	2345	41	0	C
10	154	9/28/2021	S	1	2	2	15	2400	54	0	C
10	154	9/28/2021	S	2	2	2	15	15	35	0	C
10	154	9/28/2021	S	2	2	2	15	30	42	0	C
10	154	9/28/2021	S	2	2	2	15	45	35	0	C
10	154	9/28/2021	S	2	2	2	15	100	32	0	C
10	154	9/28/2021	S	2	2	2	15	115	46	0	C
10	154	9/28/2021	S	2	2	2	15	130	21	0	C
10	154	9/28/2021	S	2	2	2	15	145	24	0	C
10	154	9/28/2021	S	2	2	2	15	200	25	0	C
10	154	9/28/2021	S	2	2	2	15	215	33	0	C
10	154	9/28/2021	S	2	2	2	15	230	30	0	C
10	154	9/28/2021	S	2	2	2	15	245	22	0	C
10	154	9/28/2021	S	2	2	2	15	300	27	0	C
10	154	9/28/2021	S	2	2	2	15	315	29	0	C
10	154	9/28/2021	S	2	2	2	15	330	34	0	C
10	154	9/28/2021	S	2	2	2	15	345	42	0	C
10	154	9/28/2021	S	2	2	2	15	400	45	0	C

DocuSign Envelope ID: 00F7F873-2213-453E-A7D6-7A719BA1E281

10	154	9/28/2021	S	2	2	2	15	415	49	0	C
10	154	9/28/2021	S	2	2	2	15	430	57	0	C
10	154	9/28/2021	S	2	2	2	15	445	61	0	C
10	154	9/28/2021	S	2	2	2	15	500	84	0	C
10	154	9/28/2021	S	2	2	2	15	515	92	0	C
10	154	9/28/2021	S	2	2	2	15	530	118	0	C
10	154	9/28/2021	S	2	2	2	15	545	150	0	C
10	154	9/28/2021	S	2	2	2	15	600	189	0	C
10	154	9/28/2021	S	2	2	2	15	615	220	0	C
10	154	9/28/2021	S	2	2	2	15	630	282	0	C
10	154	9/28/2021	S	2	2	2	15	645	284	0	C
10	154	9/28/2021	S	2	2	2	15	700	291	0	C
10	154	9/28/2021	S	2	2	2	15	715	254	0	C
10	154	9/28/2021	S	2	2	2	15	730	272	0	C
10	154	9/28/2021	S	2	2	2	15	745	292	0	C
10	154	9/28/2021	S	2	2	2	15	800	293	0	C
10	154	9/28/2021	S	2	2	2	15	815	292	0	C
10	154	9/28/2021	S	2	2	2	15	830	273	0	C
10	154	9/28/2021	S	2	2	2	15	845	270	0	C
10	154	9/28/2021	S	2	2	2	15	900	253	0	C
10	154	9/28/2021	S	2	2	2	15	915	270	0	C
10	154	9/28/2021	S	2	2	2	15	930	220	0	C
10	154	9/28/2021	S	2	2	2	15	945	244	0	C
10	154	9/28/2021	S	2	2	2	15	1000	217	0	C
10	154	9/28/2021	S	2	2	2	15	1015	234	0	C
10	154	9/28/2021	S	2	2	2	15	1030	218	0	C
10	154	9/28/2021	S	2	2	2	15	1045	225	0	C
10	154	9/28/2021	S	2	2	2	15	1100	225	0	C
10	154	9/28/2021	S	2	2	2	15	1115	209	0	C
10	154	9/28/2021	S	2	2	2	15	1130	207	0	C
10	154	9/28/2021	S	2	2	2	15	1145	202	0	C
10	154	9/28/2021	S	2	2	2	15	1200	212	0	C
10	154	9/28/2021	S	2	2	2	15	1215	217	0	C
10	154	9/28/2021	S	2	2	2	15	1230	223	0	C
10	154	9/28/2021	S	2	2	2	15	1245	214	0	C
10	154	9/28/2021	S	2	2	2	15	1300	200	0	C
10	154	9/28/2021	S	2	2	2	15	1315	219	0	C
10	154	9/28/2021	S	2	2	2	15	1330	244	0	C
10	154	9/28/2021	S	2	2	2	15	1345	223	0	C
10	154	9/28/2021	S	2	2	2	15	1400	229	0	C
10	154	9/28/2021	S	2	2	2	15	1415	220	0	C
10	154	9/28/2021	S	2	2	2	15	1430	218	0	C
10	154	9/28/2021	S	2	2	2	15	1445	213	0	C
10	154	9/28/2021	S	2	2	2	15	1500	248	0	C
10	154	9/28/2021	S	2	2	2	15	1515	240	0	C
10	154	9/28/2021	S	2	2	2	15	1530	235	0	C
10	154	9/28/2021	S	2	2	2	15	1545	246	0	C
10	154	9/28/2021	S	2	2	2	15	1600	235	0	C
10	154	9/28/2021	S	2	2	2	15	1615	233	0	C
10	154	9/28/2021	S	2	2	2	15	1630	225	0	C
10	154	9/28/2021	S	2	2	2	15	1645	239	0	C
10	154	9/28/2021	S	2	2	2	15	1700	230	0	C

DocuSign Envelope ID: 00F7F873-2213-453E-A7D6-7A719BA1E281

10	154	9/28/2021	S	2	2	2	15	1715	237	0	C
10	154	9/28/2021	S	2	2	2	15	1730	253	0	C
10	154	9/28/2021	S	2	2	2	15	1745	212	0	C
10	154	9/28/2021	S	2	2	2	15	1800	225	0	C
10	154	9/28/2021	S	2	2	2	15	1815	203	0	C
10	154	9/28/2021	S	2	2	2	15	1830	211	0	C
10	154	9/28/2021	S	2	2	2	15	1845	199	0	C
10	154	9/28/2021	S	2	2	2	15	1900	179	0	C
10	154	9/28/2021	S	2	2	2	15	1915	182	0	C
10	154	9/28/2021	S	2	2	2	15	1930	183	0	C
10	154	9/28/2021	S	2	2	2	15	1945	164	0	C
10	154	9/28/2021	S	2	2	2	15	2000	158	0	C
10	154	9/28/2021	S	2	2	2	15	2015	167	0	C
10	154	9/28/2021	S	2	2	2	15	2030	136	0	C
10	154	9/28/2021	S	2	2	2	15	2045	141	0	C
10	154	9/28/2021	S	2	2	2	15	2100	138	0	C
10	154	9/28/2021	S	2	2	2	15	2115	119	0	C
10	154	9/28/2021	S	2	2	2	15	2130	103	0	C
10	154	9/28/2021	S	2	2	2	15	2145	119	0	C
10	154	9/28/2021	S	2	2	2	15	2200	93	0	C
10	154	9/28/2021	S	2	2	2	15	2215	76	0	C
10	154	9/28/2021	S	2	2	2	15	2230	86	0	C
10	154	9/28/2021	S	2	2	2	15	2245	63	0	C
10	154	9/28/2021	S	2	2	2	15	2300	63	0	C
10	154	9/28/2021	S	2	2	2	15	2315	58	0	C
10	154	9/28/2021	S	2	2	2	15	2330	62	0	C
10	154	9/28/2021	S	2	2	2	15	2345	46	0	C
10	154	9/28/2021	S	2	2	2	15	2400	44	0	C
10	154	9/28/2021	S	3	2	2	15	15	15	0	C
10	154	9/28/2021	S	3	2	2	15	30	21	0	C
10	154	9/28/2021	S	3	2	2	15	45	13	0	C
10	154	9/28/2021	S	3	2	2	15	100	8	0	C
10	154	9/28/2021	S	3	2	2	15	115	13	0	C
10	154	9/28/2021	S	3	2	2	15	130	6	0	C
10	154	9/28/2021	S	3	2	2	15	145	5	0	C
10	154	9/28/2021	S	3	2	2	15	200	9	0	C
10	154	9/28/2021	S	3	2	2	15	215	3	0	C
10	154	9/28/2021	S	3	2	2	15	230	6	0	C
10	154	9/28/2021	S	3	2	2	15	245	8	0	C
10	154	9/28/2021	S	3	2	2	15	300	6	0	C
10	154	9/28/2021	S	3	2	2	15	315	12	0	C
10	154	9/28/2021	S	3	2	2	15	330	6	0	C
10	154	9/28/2021	S	3	2	2	15	345	13	0	C
10	154	9/28/2021	S	3	2	2	15	400	13	0	C
10	154	9/28/2021	S	3	2	2	15	415	15	0	C
10	154	9/28/2021	S	3	2	2	15	430	24	0	C
10	154	9/28/2021	S	3	2	2	15	445	20	0	C
10	154	9/28/2021	S	3	2	2	15	500	38	0	C
10	154	9/28/2021	S	3	2	2	15	515	49	0	C
10	154	9/28/2021	S	3	2	2	15	530	93	0	C
10	154	9/28/2021	S	3	2	2	15	545	107	0	C
10	154	9/28/2021	S	3	2	2	15	600	167	0	C

DocuSign Envelope ID: 00F7F873-2213-453E-A7D6-7A719BA1E281

10	154	9/28/2021	S	3	2	2	15	615	207	0	C
10	154	9/28/2021	S	3	2	2	15	630	270	0	C
10	154	9/28/2021	S	3	2	2	15	645	340	0	C
10	154	9/28/2021	S	3	2	2	15	700	376	0	C
10	154	9/28/2021	S	3	2	2	15	715	303	0	C
10	154	9/28/2021	S	3	2	2	15	730	325	0	C
10	154	9/28/2021	S	3	2	2	15	745	404	0	C
10	154	9/28/2021	S	3	2	2	15	800	376	0	C
10	154	9/28/2021	S	3	2	2	15	815	345	0	C
10	154	9/28/2021	S	3	2	2	15	830	293	0	C
10	154	9/28/2021	S	3	2	2	15	845	287	0	C
10	154	9/28/2021	S	3	2	2	15	900	259	0	C
10	154	9/28/2021	S	3	2	2	15	915	240	0	C
10	154	9/28/2021	S	3	2	2	15	930	219	0	C
10	154	9/28/2021	S	3	2	2	15	945	222	0	C
10	154	9/28/2021	S	3	2	2	15	1000	181	0	C
10	154	9/28/2021	S	3	2	2	15	1015	238	0	C
10	154	9/28/2021	S	3	2	2	15	1030	174	0	C
10	154	9/28/2021	S	3	2	2	15	1045	181	0	C
10	154	9/28/2021	S	3	2	2	15	1100	178	0	C
10	154	9/28/2021	S	3	2	2	15	1115	133	0	C
10	154	9/28/2021	S	3	2	2	15	1130	166	0	C
10	154	9/28/2021	S	3	2	2	15	1145	164	0	C
10	154	9/28/2021	S	3	2	2	15	1200	167	0	C
10	154	9/28/2021	S	3	2	2	15	1215	151	0	C
10	154	9/28/2021	S	3	2	2	15	1230	158	0	C
10	154	9/28/2021	S	3	2	2	15	1245	131	0	C
10	154	9/28/2021	S	3	2	2	15	1300	180	0	C
10	154	9/28/2021	S	3	2	2	15	1315	180	0	C
10	154	9/28/2021	S	3	2	2	15	1330	186	0	C
10	154	9/28/2021	S	3	2	2	15	1345	196	0	C
10	154	9/28/2021	S	3	2	2	15	1400	146	0	C
10	154	9/28/2021	S	3	2	2	15	1415	161	0	C
10	154	9/28/2021	S	3	2	2	15	1430	157	0	C
10	154	9/28/2021	S	3	2	2	15	1445	179	0	C
10	154	9/28/2021	S	3	2	2	15	1500	201	0	C
10	154	9/28/2021	S	3	2	2	15	1515	160	0	C
10	154	9/28/2021	S	3	2	2	15	1530	206	0	C
10	154	9/28/2021	S	3	2	2	15	1545	196	0	C
10	154	9/28/2021	S	3	2	2	15	1600	196	0	C
10	154	9/28/2021	S	3	2	2	15	1615	231	0	C
10	154	9/28/2021	S	3	2	2	15	1630	216	0	C
10	154	9/28/2021	S	3	2	2	15	1645	215	0	C
10	154	9/28/2021	S	3	2	2	15	1700	181	0	C
10	154	9/28/2021	S	3	2	2	15	1715	199	0	C
10	154	9/28/2021	S	3	2	2	15	1730	225	0	C
10	154	9/28/2021	S	3	2	2	15	1745	202	0	C
10	154	9/28/2021	S	3	2	2	15	1800	231	0	C
10	154	9/28/2021	S	3	2	2	15	1815	197	0	C
10	154	9/28/2021	S	3	2	2	15	1830	184	0	C
10	154	9/28/2021	S	3	2	2	15	1845	171	0	C
10	154	9/28/2021	S	3	2	2	15	1900	137	0	C

DocuSign Envelope ID: 00F7F873-2213-453E-A7D6-7A719BA1E281

10	154	9/28/2021	S	3	2	2	15	1915	128	0	C
10	154	9/28/2021	S	3	2	2	15	1930	133	0	C
10	154	9/28/2021	S	3	2	2	15	1945	93	0	C
10	154	9/28/2021	S	3	2	2	15	2000	95	0	C
10	154	9/28/2021	S	3	2	2	15	2015	98	0	C
10	154	9/28/2021	S	3	2	2	15	2030	87	0	C
10	154	9/28/2021	S	3	2	2	15	2045	97	0	C
10	154	9/28/2021	S	3	2	2	15	2100	75	0	C
10	154	9/28/2021	S	3	2	2	15	2115	81	0	C
10	154	9/28/2021	S	3	2	2	15	2130	59	0	C
10	154	9/28/2021	S	3	2	2	15	2145	59	0	C
10	154	9/28/2021	S	3	2	2	15	2200	37	0	C
10	154	9/28/2021	S	3	2	2	15	2215	20	0	C
10	154	9/28/2021	S	3	2	2	15	2230	33	0	C
10	154	9/28/2021	S	3	2	2	15	2245	27	0	C
10	154	9/28/2021	S	3	2	2	15	2300	33	0	C
10	154	9/28/2021	S	3	2	2	15	2315	22	0	C
10	154	9/28/2021	S	3	2	2	15	2330	16	0	C
10	154	9/28/2021	S	3	2	2	15	2345	10	0	C
10	154	9/28/2021	S	3	2	2	15	2400	19	0	C
10	154	9/29/2021	N	1	2	2	15	15	44	0	C
10	154	9/29/2021	N	1	2	2	15	30	47	0	C
10	154	9/29/2021	N	1	2	2	15	45	31	0	C
10	154	9/29/2021	N	1	2	2	15	100	39	0	C
10	154	9/29/2021	N	1	2	2	15	115	31	0	C
10	154	9/29/2021	N	1	2	2	15	130	33	0	C
10	154	9/29/2021	N	1	2	2	15	145	27	0	C
10	154	9/29/2021	N	1	2	2	15	200	33	0	C
10	154	9/29/2021	N	1	2	2	15	215	38	0	C
10	154	9/29/2021	N	1	2	2	15	230	17	0	C
10	154	9/29/2021	N	1	2	2	15	245	20	0	C
10	154	9/29/2021	N	1	2	2	15	300	37	0	C
10	154	9/29/2021	N	1	2	2	15	315	31	0	C
10	154	9/29/2021	N	1	2	2	15	330	34	0	C
10	154	9/29/2021	N	1	2	2	15	345	29	0	C
10	154	9/29/2021	N	1	2	2	15	400	25	0	C
10	154	9/29/2021	N	1	2	2	15	415	34	0	C
10	154	9/29/2021	N	1	2	2	15	430	38	0	C
10	154	9/29/2021	N	1	2	2	15	445	48	0	C
10	154	9/29/2021	N	1	2	2	15	500	46	0	C
10	154	9/29/2021	N	1	2	2	15	515	50	0	C
10	154	9/29/2021	N	1	2	2	15	530	79	0	C
10	154	9/29/2021	N	1	2	2	15	545	83	0	C
10	154	9/29/2021	N	1	2	2	15	600	93	0	C
10	154	9/29/2021	N	1	2	2	15	615	110	0	C
10	154	9/29/2021	N	1	2	2	15	630	140	0	C
10	154	9/29/2021	N	1	2	2	15	645	145	0	C
10	154	9/29/2021	N	1	2	2	15	700	134	0	C
10	154	9/29/2021	N	1	2	2	15	715	157	0	C
10	154	9/29/2021	N	1	2	2	15	730	161	0	C
10	154	9/29/2021	N	1	2	2	15	745	145	0	C
10	154	9/29/2021	N	1	2	2	15	800	160	0	C

DocuSign Envelope ID: 00F7F873-2213-453E-A7D6-7A719BA1E281

10	154	9/29/2021	N	1	2	2	15	815	171	0	C
10	154	9/29/2021	N	1	2	2	15	830	188	0	C
10	154	9/29/2021	N	1	2	2	15	845	166	0	C
10	154	9/29/2021	N	1	2	2	15	900	185	0	C
10	154	9/29/2021	N	1	2	2	15	915	160	0	C
10	154	9/29/2021	N	1	2	2	15	930	147	0	C
10	154	9/29/2021	N	1	2	2	15	945	157	0	C
10	154	9/29/2021	N	1	2	2	15	1000	182	0	C
10	154	9/29/2021	N	1	2	2	15	1015	185	0	C
10	154	9/29/2021	N	1	2	2	15	1030	178	0	C
10	154	9/29/2021	N	1	2	2	15	1045	162	0	C
10	154	9/29/2021	N	1	2	2	15	1100	163	0	C
10	154	9/29/2021	N	1	2	2	15	1115	159	0	C
10	154	9/29/2021	N	1	2	2	15	1130	172	0	C
10	154	9/29/2021	N	1	2	2	15	1145	170	0	C
10	154	9/29/2021	N	1	2	2	15	1200	170	0	C
10	154	9/29/2021	N	1	2	2	15	1215	174	0	C
10	154	9/29/2021	N	1	2	2	15	1230	182	0	C
10	154	9/29/2021	N	1	2	2	15	1245	182	0	C
10	154	9/29/2021	N	1	2	2	15	1300	193	0	C
10	154	9/29/2021	N	1	2	2	15	1315	185	0	C
10	154	9/29/2021	N	1	2	2	15	1330	177	0	C
10	154	9/29/2021	N	1	2	2	15	1345	198	0	C
10	154	9/29/2021	N	1	2	2	15	1400	183	0	C
10	154	9/29/2021	N	1	2	2	15	1415	198	0	C
10	154	9/29/2021	N	1	2	2	15	1430	209	0	C
10	154	9/29/2021	N	1	2	2	15	1445	191	0	C
10	154	9/29/2021	N	1	2	2	15	1500	210	0	C
10	154	9/29/2021	N	1	2	2	15	1515	206	0	C
10	154	9/29/2021	N	1	2	2	15	1530	245	0	C
10	154	9/29/2021	N	1	2	2	15	1545	243	0	C
10	154	9/29/2021	N	1	2	2	15	1600	252	0	C
10	154	9/29/2021	N	1	2	2	15	1615	251	0	C
10	154	9/29/2021	N	1	2	2	15	1630	274	0	C
10	154	9/29/2021	N	1	2	2	15	1645	238	0	C
10	154	9/29/2021	N	1	2	2	15	1700	279	0	C
10	154	9/29/2021	N	2	2	2	15	15	35	0	C
10	154	9/29/2021	N	2	2	2	15	30	45	0	C
10	154	9/29/2021	N	2	2	2	15	45	39	0	C
10	154	9/29/2021	N	2	2	2	15	100	29	0	C
10	154	9/29/2021	N	2	2	2	15	115	27	0	C
10	154	9/29/2021	N	2	2	2	15	130	29	0	C
10	154	9/29/2021	N	2	2	2	15	145	23	0	C
10	154	9/29/2021	N	2	2	2	15	200	33	0	C
10	154	9/29/2021	N	2	2	2	15	215	32	0	C
10	154	9/29/2021	N	2	2	2	15	230	17	0	C
10	154	9/29/2021	N	2	2	2	15	245	22	0	C
10	154	9/29/2021	N	2	2	2	15	300	27	0	C
10	154	9/29/2021	N	2	2	2	15	315	23	0	C
10	154	9/29/2021	N	2	2	2	15	330	22	0	C
10	154	9/29/2021	N	2	2	2	15	345	35	0	C
10	154	9/29/2021	N	2	2	2	15	400	37	0	C

DocuSign Envelope ID: 00F7F873-2213-453E-A7D6-7A719BA1E281

10	154	9/29/2021	N	2	2	2	15	415	46	0	C
10	154	9/29/2021	N	2	2	2	15	430	47	0	C
10	154	9/29/2021	N	2	2	2	15	445	54	0	C
10	154	9/29/2021	N	2	2	2	15	500	54	0	C
10	154	9/29/2021	N	2	2	2	15	515	75	0	C
10	154	9/29/2021	N	2	2	2	15	530	95	0	C
10	154	9/29/2021	N	2	2	2	15	545	102	0	C
10	154	9/29/2021	N	2	2	2	15	600	127	0	C
10	154	9/29/2021	N	2	2	2	15	615	158	0	C
10	154	9/29/2021	N	2	2	2	15	630	201	0	C
10	154	9/29/2021	N	2	2	2	15	645	216	0	C
10	154	9/29/2021	N	2	2	2	15	700	209	0	C
10	154	9/29/2021	N	2	2	2	15	715	205	0	C
10	154	9/29/2021	N	2	2	2	15	730	213	0	C
10	154	9/29/2021	N	2	2	2	15	745	228	0	C
10	154	9/29/2021	N	2	2	2	15	800	248	0	C
10	154	9/29/2021	N	2	2	2	15	815	238	0	C
10	154	9/29/2021	N	2	2	2	15	830	249	0	C
10	154	9/29/2021	N	2	2	2	15	845	228	0	C
10	154	9/29/2021	N	2	2	2	15	900	230	0	C
10	154	9/29/2021	N	2	2	2	15	915	222	0	C
10	154	9/29/2021	N	2	2	2	15	930	225	0	C
10	154	9/29/2021	N	2	2	2	15	945	258	0	C
10	154	9/29/2021	N	2	2	2	15	1000	244	0	C
10	154	9/29/2021	N	2	2	2	15	1015	231	0	C
10	154	9/29/2021	N	2	2	2	15	1030	226	0	C
10	154	9/29/2021	N	2	2	2	15	1045	230	0	C
10	154	9/29/2021	N	2	2	2	15	1100	244	0	C
10	154	9/29/2021	N	2	2	2	15	1115	241	0	C
10	154	9/29/2021	N	2	2	2	15	1130	256	0	C
10	154	9/29/2021	N	2	2	2	15	1145	259	0	C
10	154	9/29/2021	N	2	2	2	15	1200	249	0	C
10	154	9/29/2021	N	2	2	2	15	1215	232	0	C
10	154	9/29/2021	N	2	2	2	15	1230	242	0	C
10	154	9/29/2021	N	2	2	2	15	1245	241	0	C
10	154	9/29/2021	N	2	2	2	15	1300	256	0	C
10	154	9/29/2021	N	2	2	2	15	1315	226	0	C
10	154	9/29/2021	N	2	2	2	15	1330	242	0	C
10	154	9/29/2021	N	2	2	2	15	1345	256	0	C
10	154	9/29/2021	N	2	2	2	15	1400	230	0	C
10	154	9/29/2021	N	2	2	2	15	1415	263	0	C
10	154	9/29/2021	N	2	2	2	15	1430	266	0	C
10	154	9/29/2021	N	2	2	2	15	1445	247	0	C
10	154	9/29/2021	N	2	2	2	15	1500	289	0	C
10	154	9/29/2021	N	2	2	2	15	1515	272	0	C
10	154	9/29/2021	N	2	2	2	15	1530	315	0	C
10	154	9/29/2021	N	2	2	2	15	1545	306	0	C
10	154	9/29/2021	N	2	2	2	15	1600	352	0	C
10	154	9/29/2021	N	2	2	2	15	1615	321	0	C
10	154	9/29/2021	N	2	2	2	15	1630	343	0	C
10	154	9/29/2021	N	2	2	2	15	1645	336	0	C
10	154	9/29/2021	N	2	2	2	15	1700	329	0	C

DocuSign Envelope ID: 00F7F873-2213-453E-A7D6-7A719BA1E281

10	154	9/29/2021	N	3	2	2	15	15	16	0	C
10	154	9/29/2021	N	3	2	2	15	30	22	0	C
10	154	9/29/2021	N	3	2	2	15	45	11	0	C
10	154	9/29/2021	N	3	2	2	15	100	8	0	C
10	154	9/29/2021	N	3	2	2	15	115	6	0	C
10	154	9/29/2021	N	3	2	2	15	130	13	0	C
10	154	9/29/2021	N	3	2	2	15	145	6	0	C
10	154	9/29/2021	N	3	2	2	15	200	9	0	C
10	154	9/29/2021	N	3	2	2	15	215	8	0	C
10	154	9/29/2021	N	3	2	2	15	230	7	0	C
10	154	9/29/2021	N	3	2	2	15	245	8	0	C
10	154	9/29/2021	N	3	2	2	15	300	7	0	C
10	154	9/29/2021	N	3	2	2	15	315	4	0	C
10	154	9/29/2021	N	3	2	2	15	330	5	0	C
10	154	9/29/2021	N	3	2	2	15	345	4	0	C
10	154	9/29/2021	N	3	2	2	15	400	11	0	C
10	154	9/29/2021	N	3	2	2	15	415	9	0	C
10	154	9/29/2021	N	3	2	2	15	430	10	0	C
10	154	9/29/2021	N	3	2	2	15	445	19	0	C
10	154	9/29/2021	N	3	2	2	15	500	18	0	C
10	154	9/29/2021	N	3	2	2	15	515	24	0	C
10	154	9/29/2021	N	3	2	2	15	530	51	0	C
10	154	9/29/2021	N	3	2	2	15	545	55	0	C
10	154	9/29/2021	N	3	2	2	15	600	84	0	C
10	154	9/29/2021	N	3	2	2	15	615	100	0	C
10	154	9/29/2021	N	3	2	2	15	630	165	0	C
10	154	9/29/2021	N	3	2	2	15	645	166	0	C
10	154	9/29/2021	N	3	2	2	15	700	163	0	C
10	154	9/29/2021	N	3	2	2	15	715	194	0	C
10	154	9/29/2021	N	3	2	2	15	730	183	0	C
10	154	9/29/2021	N	3	2	2	15	745	178	0	C
10	154	9/29/2021	N	3	2	2	15	800	191	0	C
10	154	9/29/2021	N	3	2	2	15	815	190	0	C
10	154	9/29/2021	N	3	2	2	15	830	224	0	C
10	154	9/29/2021	N	3	2	2	15	845	196	0	C
10	154	9/29/2021	N	3	2	2	15	900	196	0	C
10	154	9/29/2021	N	3	2	2	15	915	156	0	C
10	154	9/29/2021	N	3	2	2	15	930	164	0	C
10	154	9/29/2021	N	3	2	2	15	945	184	0	C
10	154	9/29/2021	N	3	2	2	15	1000	193	0	C
10	154	9/29/2021	N	3	2	2	15	1015	192	0	C
10	154	9/29/2021	N	3	2	2	15	1030	183	0	C
10	154	9/29/2021	N	3	2	2	15	1045	178	0	C
10	154	9/29/2021	N	3	2	2	15	1100	191	0	C
10	154	9/29/2021	N	3	2	2	15	1115	168	0	C
10	154	9/29/2021	N	3	2	2	15	1130	202	0	C
10	154	9/29/2021	N	3	2	2	15	1145	179	0	C
10	154	9/29/2021	N	3	2	2	15	1200	177	0	C
10	154	9/29/2021	N	3	2	2	15	1215	163	0	C
10	154	9/29/2021	N	3	2	2	15	1230	173	0	C
10	154	9/29/2021	N	3	2	2	15	1245	158	0	C
10	154	9/29/2021	N	3	2	2	15	1300	202	0	C

DocuSign Envelope ID: 00F7F873-2213-453E-A7D6-7A719BA1E281

10	154	9/29/2021	N	3	2	2	15	1315	154	0	C
10	154	9/29/2021	N	3	2	2	15	1330	157	0	C
10	154	9/29/2021	N	3	2	2	15	1345	182	0	C
10	154	9/29/2021	N	3	2	2	15	1400	190	0	C
10	154	9/29/2021	N	3	2	2	15	1415	189	0	C
10	154	9/29/2021	N	3	2	2	15	1430	210	0	C
10	154	9/29/2021	N	3	2	2	15	1445	206	0	C
10	154	9/29/2021	N	3	2	2	15	1500	239	0	C
10	154	9/29/2021	N	3	2	2	15	1515	254	0	C
10	154	9/29/2021	N	3	2	2	15	1530	312	0	C
10	154	9/29/2021	N	3	2	2	15	1545	307	0	C
10	154	9/29/2021	N	3	2	2	15	1600	350	0	C
10	154	9/29/2021	N	3	2	2	15	1615	334	0	C
10	154	9/29/2021	N	3	2	2	15	1630	372	0	C
10	154	9/29/2021	N	3	2	2	15	1645	346	0	C
10	154	9/29/2021	N	3	2	2	15	1700	363	0	C
10	154	9/29/2021	S	1	2	2	15	15	40	0	C
10	154	9/29/2021	S	1	2	2	15	30	38	0	C
10	154	9/29/2021	S	1	2	2	15	45	44	0	C
10	154	9/29/2021	S	1	2	2	15	100	37	0	C
10	154	9/29/2021	S	1	2	2	15	115	27	0	C
10	154	9/29/2021	S	1	2	2	15	130	40	0	C
10	154	9/29/2021	S	1	2	2	15	145	25	0	C
10	154	9/29/2021	S	1	2	2	15	200	32	0	C
10	154	9/29/2021	S	1	2	2	15	215	23	0	C
10	154	9/29/2021	S	1	2	2	15	230	36	0	C
10	154	9/29/2021	S	1	2	2	15	245	28	0	C
10	154	9/29/2021	S	1	2	2	15	300	34	0	C
10	154	9/29/2021	S	1	2	2	15	315	27	0	C
10	154	9/29/2021	S	1	2	2	15	330	29	0	C
10	154	9/29/2021	S	1	2	2	15	345	38	0	C
10	154	9/29/2021	S	1	2	2	15	400	35	0	C
10	154	9/29/2021	S	1	2	2	15	415	47	0	C
10	154	9/29/2021	S	1	2	2	15	430	54	0	C
10	154	9/29/2021	S	1	2	2	15	445	40	0	C
10	154	9/29/2021	S	1	2	2	15	500	70	0	C
10	154	9/29/2021	S	1	2	2	15	515	78	0	C
10	154	9/29/2021	S	1	2	2	15	530	82	0	C
10	154	9/29/2021	S	1	2	2	15	545	92	0	C
10	154	9/29/2021	S	1	2	2	15	600	133	0	C
10	154	9/29/2021	S	1	2	2	15	615	148	0	C
10	154	9/29/2021	S	1	2	2	15	630	194	0	C
10	154	9/29/2021	S	1	2	2	15	645	225	0	C
10	154	9/29/2021	S	1	2	2	15	700	221	0	C
10	154	9/29/2021	S	1	2	2	15	715	213	0	C
10	154	9/29/2021	S	1	2	2	15	730	210	0	C
10	154	9/29/2021	S	1	2	2	15	745	255	0	C
10	154	9/29/2021	S	1	2	2	15	800	261	0	C
10	154	9/29/2021	S	1	2	2	15	815	272	0	C
10	154	9/29/2021	S	1	2	2	15	830	267	0	C
10	154	9/29/2021	S	1	2	2	15	845	261	0	C
10	154	9/29/2021	S	1	2	2	15	900	244	0	C

DocuSign Envelope ID: 00F7F873-2213-453E-A7D6-7A719BA1E281

10	154	9/29/2021	S	1	2	2	15	915	239	0	C
10	154	9/29/2021	S	1	2	2	15	930	218	0	C
10	154	9/29/2021	S	1	2	2	15	945	202	0	C
10	154	9/29/2021	S	1	2	2	15	1000	213	0	C
10	154	9/29/2021	S	1	2	2	15	1015	202	0	C
10	154	9/29/2021	S	1	2	2	15	1030	201	0	C
10	154	9/29/2021	S	1	2	2	15	1045	173	0	C
10	154	9/29/2021	S	1	2	2	15	1100	194	0	C
10	154	9/29/2021	S	1	2	2	15	1115	190	0	C
10	154	9/29/2021	S	1	2	2	15	1130	165	0	C
10	154	9/29/2021	S	1	2	2	15	1145	170	0	C
10	154	9/29/2021	S	1	2	2	15	1200	197	0	C
10	154	9/29/2021	S	1	2	2	15	1215	198	0	C
10	154	9/29/2021	S	1	2	2	15	1230	195	0	C
10	154	9/29/2021	S	1	2	2	15	1245	185	0	C
10	154	9/29/2021	S	1	2	2	15	1300	195	0	C
10	154	9/29/2021	S	1	2	2	15	1315	198	0	C
10	154	9/29/2021	S	1	2	2	15	1330	211	0	C
10	154	9/29/2021	S	1	2	2	15	1345	197	0	C
10	154	9/29/2021	S	1	2	2	15	1400	208	0	C
10	154	9/29/2021	S	1	2	2	15	1415	189	0	C
10	154	9/29/2021	S	1	2	2	15	1430	202	0	C
10	154	9/29/2021	S	1	2	2	15	1445	201	0	C
10	154	9/29/2021	S	1	2	2	15	1500	193	0	C
10	154	9/29/2021	S	1	2	2	15	1515	217	0	C
10	154	9/29/2021	S	1	2	2	15	1530	214	0	C
10	154	9/29/2021	S	1	2	2	15	1545	184	0	C
10	154	9/29/2021	S	1	2	2	15	1600	206	0	C
10	154	9/29/2021	S	1	2	2	15	1615	214	0	C
10	154	9/29/2021	S	1	2	2	15	1630	206	0	C
10	154	9/29/2021	S	1	2	2	15	1645	201	0	C
10	154	9/29/2021	S	1	2	2	15	1700	214	0	C
10	154	9/29/2021	S	2	2	2	15	15	34	0	C
10	154	9/29/2021	S	2	2	2	15	30	32	0	C
10	154	9/29/2021	S	2	2	2	15	45	36	0	C
10	154	9/29/2021	S	2	2	2	15	100	35	0	C
10	154	9/29/2021	S	2	2	2	15	115	39	0	C
10	154	9/29/2021	S	2	2	2	15	130	28	0	C
10	154	9/29/2021	S	2	2	2	15	145	35	0	C
10	154	9/29/2021	S	2	2	2	15	200	33	0	C
10	154	9/29/2021	S	2	2	2	15	215	25	0	C
10	154	9/29/2021	S	2	2	2	15	230	27	0	C
10	154	9/29/2021	S	2	2	2	15	245	19	0	C
10	154	9/29/2021	S	2	2	2	15	300	27	0	C
10	154	9/29/2021	S	2	2	2	15	315	31	0	C
10	154	9/29/2021	S	2	2	2	15	330	28	0	C
10	154	9/29/2021	S	2	2	2	15	345	32	0	C
10	154	9/29/2021	S	2	2	2	15	400	42	0	C
10	154	9/29/2021	S	2	2	2	15	415	52	0	C
10	154	9/29/2021	S	2	2	2	15	430	56	0	C
10	154	9/29/2021	S	2	2	2	15	445	53	0	C
10	154	9/29/2021	S	2	2	2	15	500	83	0	C

DocuSign Envelope ID: 00F7F873-2213-453E-A7D6-7A719BA1E281

10	154	9/29/2021	S	2	2	2	15	515	89	0	C
10	154	9/29/2021	S	2	2	2	15	530	134	0	C
10	154	9/29/2021	S	2	2	2	15	545	142	0	C
10	154	9/29/2021	S	2	2	2	15	600	209	0	C
10	154	9/29/2021	S	2	2	2	15	615	222	0	C
10	154	9/29/2021	S	2	2	2	15	630	262	0	C
10	154	9/29/2021	S	2	2	2	15	645	284	0	C
10	154	9/29/2021	S	2	2	2	15	700	269	0	C
10	154	9/29/2021	S	2	2	2	15	715	273	0	C
10	154	9/29/2021	S	2	2	2	15	730	283	0	C
10	154	9/29/2021	S	2	2	2	15	745	298	0	C
10	154	9/29/2021	S	2	2	2	15	800	307	0	C
10	154	9/29/2021	S	2	2	2	15	815	279	0	C
10	154	9/29/2021	S	2	2	2	15	830	289	0	C
10	154	9/29/2021	S	2	2	2	15	845	258	0	C
10	154	9/29/2021	S	2	2	2	15	900	262	0	C
10	154	9/29/2021	S	2	2	2	15	915	248	0	C
10	154	9/29/2021	S	2	2	2	15	930	229	0	C
10	154	9/29/2021	S	2	2	2	15	945	218	0	C
10	154	9/29/2021	S	2	2	2	15	1000	216	0	C
10	154	9/29/2021	S	2	2	2	15	1015	224	0	C
10	154	9/29/2021	S	2	2	2	15	1030	208	0	C
10	154	9/29/2021	S	2	2	2	15	1045	233	0	C
10	154	9/29/2021	S	2	2	2	15	1100	213	0	C
10	154	9/29/2021	S	2	2	2	15	1115	186	0	C
10	154	9/29/2021	S	2	2	2	15	1130	236	0	C
10	154	9/29/2021	S	2	2	2	15	1145	214	0	C
10	154	9/29/2021	S	2	2	2	15	1200	226	0	C
10	154	9/29/2021	S	2	2	2	15	1215	230	0	C
10	154	9/29/2021	S	2	2	2	15	1230	228	0	C
10	154	9/29/2021	S	2	2	2	15	1245	226	0	C
10	154	9/29/2021	S	2	2	2	15	1300	203	0	C
10	154	9/29/2021	S	2	2	2	15	1315	235	0	C
10	154	9/29/2021	S	2	2	2	15	1330	226	0	C
10	154	9/29/2021	S	2	2	2	15	1345	214	0	C
10	154	9/29/2021	S	2	2	2	15	1400	202	0	C
10	154	9/29/2021	S	2	2	2	15	1415	225	0	C
10	154	9/29/2021	S	2	2	2	15	1430	221	0	C
10	154	9/29/2021	S	2	2	2	15	1445	239	0	C
10	154	9/29/2021	S	2	2	2	15	1500	236	0	C
10	154	9/29/2021	S	2	2	2	15	1515	250	0	C
10	154	9/29/2021	S	2	2	2	15	1530	244	0	C
10	154	9/29/2021	S	2	2	2	15	1545	235	0	C
10	154	9/29/2021	S	2	2	2	15	1600	246	0	C
10	154	9/29/2021	S	2	2	2	15	1615	261	0	C
10	154	9/29/2021	S	2	2	2	15	1630	238	0	C
10	154	9/29/2021	S	2	2	2	15	1645	242	0	C
10	154	9/29/2021	S	2	2	2	15	1700	238	0	C
10	154	9/29/2021	S	3	2	2	15	15	14	0	C
10	154	9/29/2021	S	3	2	2	15	30	18	0	C
10	154	9/29/2021	S	3	2	2	15	45	10	0	C
10	154	9/29/2021	S	3	2	2	15	100	11	0	C

DocuSign Envelope ID: 00F7F873-2213-453E-A7D6-7A719BA1E281

10	154	9/29/2021	S	3	2	2	15	115	7	0	C
10	154	9/29/2021	S	3	2	2	15	130	11	0	C
10	154	9/29/2021	S	3	2	2	15	145	9	0	C
10	154	9/29/2021	S	3	2	2	15	200	8	0	C
10	154	9/29/2021	S	3	2	2	15	215	3	0	C
10	154	9/29/2021	S	3	2	2	15	230	7	0	C
10	154	9/29/2021	S	3	2	2	15	245	3	0	C
10	154	9/29/2021	S	3	2	2	15	300	6	0	C
10	154	9/29/2021	S	3	2	2	15	315	3	0	C
10	154	9/29/2021	S	3	2	2	15	330	3	0	C
10	154	9/29/2021	S	3	2	2	15	345	11	0	C
10	154	9/29/2021	S	3	2	2	15	400	13	0	C
10	154	9/29/2021	S	3	2	2	15	415	12	0	C
10	154	9/29/2021	S	3	2	2	15	430	27	0	C
10	154	9/29/2021	S	3	2	2	15	445	26	0	C
10	154	9/29/2021	S	3	2	2	15	500	40	0	C
10	154	9/29/2021	S	3	2	2	15	515	48	0	C
10	154	9/29/2021	S	3	2	2	15	530	76	0	C
10	154	9/29/2021	S	3	2	2	15	545	114	0	C
10	154	9/29/2021	S	3	2	2	15	600	184	0	C
10	154	9/29/2021	S	3	2	2	15	615	200	0	C
10	154	9/29/2021	S	3	2	2	15	630	316	0	C
10	154	9/29/2021	S	3	2	2	15	645	334	0	C
10	154	9/29/2021	S	3	2	2	15	700	366	0	C
10	154	9/29/2021	S	3	2	2	15	715	331	0	C
10	154	9/29/2021	S	3	2	2	15	730	342	0	C
10	154	9/29/2021	S	3	2	2	15	745	380	0	C
10	154	9/29/2021	S	3	2	2	15	800	396	0	C
10	154	9/29/2021	S	3	2	2	15	815	328	0	C
10	154	9/29/2021	S	3	2	2	15	830	295	0	C
10	154	9/29/2021	S	3	2	2	15	845	267	0	C
10	154	9/29/2021	S	3	2	2	15	900	284	0	C
10	154	9/29/2021	S	3	2	2	15	915	269	0	C
10	154	9/29/2021	S	3	2	2	15	930	216	0	C
10	154	9/29/2021	S	3	2	2	15	945	191	0	C
10	154	9/29/2021	S	3	2	2	15	1000	202	0	C
10	154	9/29/2021	S	3	2	2	15	1015	176	0	C
10	154	9/29/2021	S	3	2	2	15	1030	177	0	C
10	154	9/29/2021	S	3	2	2	15	1045	191	0	C
10	154	9/29/2021	S	3	2	2	15	1100	192	0	C
10	154	9/29/2021	S	3	2	2	15	1115	138	0	C
10	154	9/29/2021	S	3	2	2	15	1130	137	0	C
10	154	9/29/2021	S	3	2	2	15	1145	151	0	C
10	154	9/29/2021	S	3	2	2	15	1200	197	0	C
10	154	9/29/2021	S	3	2	2	15	1215	168	0	C
10	154	9/29/2021	S	3	2	2	15	1230	160	0	C
10	154	9/29/2021	S	3	2	2	15	1245	203	0	C
10	154	9/29/2021	S	3	2	2	15	1300	163	0	C
10	154	9/29/2021	S	3	2	2	15	1315	173	0	C
10	154	9/29/2021	S	3	2	2	15	1330	179	0	C
10	154	9/29/2021	S	3	2	2	15	1345	194	0	C
10	154	9/29/2021	S	3	2	2	15	1400	165	0	C

DocuSign Envelope ID: 00F7F873-2213-453E-A7D6-7A719BA1E281

10	154	9/29/2021	S	3	2	2	15	1415	179	0	C
10	154	9/29/2021	S	3	2	2	15	1430	217	0	C
10	154	9/29/2021	S	3	2	2	15	1445	180	0	C
10	154	9/29/2021	S	3	2	2	15	1500	249	0	C
10	154	9/29/2021	S	3	2	2	15	1515	204	0	C
10	154	9/29/2021	S	3	2	2	15	1530	231	0	C
10	154	9/29/2021	S	3	2	2	15	1545	215	0	C
10	154	9/29/2021	S	3	2	2	15	1600	216	0	C
10	154	9/29/2021	S	3	2	2	15	1615	243	0	C
10	154	9/29/2021	S	3	2	2	15	1630	277	0	C
10	154	9/29/2021	S	3	2	2	15	1645	225	0	C
10	154	9/29/2021	S	3	2	2	15	1700	223	0	C

DocuSign Envelope ID: 00F7F873-2213-453E-A7D6-7A719BA1E281

102001CL_I-275 South of Apex

County	Site No.	Date	Direction	Lane			Interval	Start Time	15-Min Vol		
10	2001	10/11/2021	N	1	3	2	15	2315	31	0	C
10	2001	10/11/2021	N	1	3	2	15	2330	37	0	C
10	2001	10/11/2021	N	1	3	2	15	2345	25	0	C
10	2001	10/11/2021	N	1	3	2	15	2400	33	0	C
10	2001	10/11/2021	N	2	3	2	15	2315	66	0	C
10	2001	10/11/2021	N	2	3	2	15	2330	53	0	C
10	2001	10/11/2021	N	2	3	2	15	2345	50	0	C
10	2001	10/11/2021	N	2	3	2	15	2400	61	0	C
10	2001	10/11/2021	N	3	3	2	15	2315	25	0	C
10	2001	10/11/2021	N	3	3	2	15	2330	25	0	C
10	2001	10/11/2021	N	3	3	2	15	2345	21	0	C
10	2001	10/11/2021	N	3	3	2	15	2400	35	0	C
10	2001	10/11/2021	S	1	3	2	15	2315	43	0	C
10	2001	10/11/2021	S	1	3	2	15	2330	34	0	C
10	2001	10/11/2021	S	1	3	2	15	2345	30	0	C
10	2001	10/11/2021	S	1	3	2	15	2400	21	0	C
10	2001	10/11/2021	S	2	3	2	15	2315	51	0	C
10	2001	10/11/2021	S	2	3	2	15	2330	49	0	C
10	2001	10/11/2021	S	2	3	2	15	2345	55	0	C
10	2001	10/11/2021	S	2	3	2	15	2400	32	0	C
10	2001	10/11/2021	S	3	3	2	15	2315	28	0	C
10	2001	10/11/2021	S	3	3	2	15	2330	21	0	C
10	2001	10/11/2021	S	3	3	2	15	2345	25	0	C
10	2001	10/11/2021	S	3	3	2	15	2400	6	0	C
10	2001	10/12/2021	N	1	3	2	15	15	23	0	C
10	2001	10/12/2021	N	1	3	2	15	30	28	0	C
10	2001	10/12/2021	N	1	3	2	15	45	27	0	C
10	2001	10/12/2021	N	1	3	2	15	100	27	0	C
10	2001	10/12/2021	N	1	3	2	15	115	18	0	C
10	2001	10/12/2021	N	1	3	2	15	130	13	0	C
10	2001	10/12/2021	N	1	3	2	15	145	19	0	C
10	2001	10/12/2021	N	1	3	2	15	200	18	0	C
10	2001	10/12/2021	N	1	3	2	15	215	13	0	C
10	2001	10/12/2021	N	1	3	2	15	230	14	0	C
10	2001	10/12/2021	N	1	3	2	15	245	6	0	C
10	2001	10/12/2021	N	1	3	2	15	300	12	0	C
10	2001	10/12/2021	N	1	3	2	15	315	11	0	C
10	2001	10/12/2021	N	1	3	2	15	330	17	0	C
10	2001	10/12/2021	N	1	3	2	15	345	14	0	C
10	2001	10/12/2021	N	1	3	2	15	400	11	0	C
10	2001	10/12/2021	N	1	3	2	15	415	12	0	C
10	2001	10/12/2021	N	1	3	2	15	430	19	0	C
10	2001	10/12/2021	N	1	3	2	15	445	13	0	C
10	2001	10/12/2021	N	1	3	2	15	500	13	0	C
10	2001	10/12/2021	N	1	3	2	15	515	21	0	C
10	2001	10/12/2021	N	1	3	2	15	530	31	0	C
10	2001	10/12/2021	N	1	3	2	15	545	37	0	C
10	2001	10/12/2021	N	1	3	2	15	600	39	0	C

DocuSign Envelope ID: 00F7F873-2213-453E-A7D6-7A719BA1E281

10	2001	10/12/2021	N	1	3	2	15	615	64	0	C
10	2001	10/12/2021	N	1	3	2	15	630	90	0	C
10	2001	10/12/2021	N	1	3	2	15	645	91	0	C
10	2001	10/12/2021	N	1	3	2	15	700	93	0	C
10	2001	10/12/2021	N	1	3	2	15	715	113	0	C
10	2001	10/12/2021	N	1	3	2	15	730	84	0	C
10	2001	10/12/2021	N	1	3	2	15	745	125	0	C
10	2001	10/12/2021	N	1	3	2	15	800	105	0	C
10	2001	10/12/2021	N	1	3	2	15	815	102	0	C
10	2001	10/12/2021	N	1	3	2	15	830	95	0	C
10	2001	10/12/2021	N	1	3	2	15	845	107	0	C
10	2001	10/12/2021	N	1	3	2	15	900	95	0	C
10	2001	10/12/2021	N	1	3	2	15	915	86	0	C
10	2001	10/12/2021	N	1	3	2	15	930	120	0	C
10	2001	10/12/2021	N	1	3	2	15	945	88	0	C
10	2001	10/12/2021	N	1	3	2	15	1000	112	0	C
10	2001	10/12/2021	N	1	3	2	15	1015	92	0	C
10	2001	10/12/2021	N	1	3	2	15	1030	125	0	C
10	2001	10/12/2021	N	1	3	2	15	1045	119	0	C
10	2001	10/12/2021	N	1	3	2	15	1100	115	0	C
10	2001	10/12/2021	N	1	3	2	15	1115	116	0	C
10	2001	10/12/2021	N	1	3	2	15	1130	125	0	C
10	2001	10/12/2021	N	1	3	2	15	1145	119	0	C
10	2001	10/12/2021	N	1	3	2	15	1200	111	0	C
10	2001	10/12/2021	N	1	3	2	15	1215	129	0	C
10	2001	10/12/2021	N	1	3	2	15	1230	108	0	C
10	2001	10/12/2021	N	1	3	2	15	1245	118	0	C
10	2001	10/12/2021	N	1	3	2	15	1300	120	0	C
10	2001	10/12/2021	N	1	3	2	15	1315	125	0	C
10	2001	10/12/2021	N	1	3	2	15	1330	111	0	C
10	2001	10/12/2021	N	1	3	2	15	1345	115	0	C
10	2001	10/12/2021	N	1	3	2	15	1400	116	0	C
10	2001	10/12/2021	N	1	3	2	15	1415	137	0	C
10	2001	10/12/2021	N	1	3	2	15	1430	122	0	C
10	2001	10/12/2021	N	1	3	2	15	1445	148	0	C
10	2001	10/12/2021	N	1	3	2	15	1500	130	0	C
10	2001	10/12/2021	N	1	3	2	15	1515	141	0	C
10	2001	10/12/2021	N	1	3	2	15	1530	182	0	C
10	2001	10/12/2021	N	1	3	2	15	1545	173	0	C
10	2001	10/12/2021	N	1	3	2	15	1600	180	0	C
10	2001	10/12/2021	N	1	3	2	15	1615	176	0	C
10	2001	10/12/2021	N	1	3	2	15	1630	170	0	C
10	2001	10/12/2021	N	1	3	2	15	1645	172	0	C
10	2001	10/12/2021	N	1	3	2	15	1700	185	0	C
10	2001	10/12/2021	N	1	3	2	15	1715	203	0	C
10	2001	10/12/2021	N	1	3	2	15	1730	182	0	C
10	2001	10/12/2021	N	1	3	2	15	1745	174	0	C
10	2001	10/12/2021	N	1	3	2	15	1800	170	0	C
10	2001	10/12/2021	N	1	3	2	15	1815	182	0	C
10	2001	10/12/2021	N	1	3	2	15	1830	220	0	C
10	2001	10/12/2021	N	1	3	2	15	1845	154	0	C
10	2001	10/12/2021	N	1	3	2	15	1900	129	0	C

DocuSign Envelope ID: 00F7F873-2213-453E-A7D6-7A719BA1E281

10	2001	10/12/2021	N	1	3	2	15	1915	136	0	C
10	2001	10/12/2021	N	1	3	2	15	1930	110	0	C
10	2001	10/12/2021	N	1	3	2	15	1945	103	0	C
10	2001	10/12/2021	N	1	3	2	15	2000	123	0	C
10	2001	10/12/2021	N	1	3	2	15	2015	77	0	C
10	2001	10/12/2021	N	1	3	2	15	2030	92	0	C
10	2001	10/12/2021	N	1	3	2	15	2045	87	0	C
10	2001	10/12/2021	N	1	3	2	15	2100	75	0	C
10	2001	10/12/2021	N	1	3	2	15	2115	91	0	C
10	2001	10/12/2021	N	1	3	2	15	2130	79	0	C
10	2001	10/12/2021	N	1	3	2	15	2145	51	0	C
10	2001	10/12/2021	N	1	3	2	15	2200	65	0	C
10	2001	10/12/2021	N	1	3	2	15	2215	49	0	C
10	2001	10/12/2021	N	1	3	2	15	2230	71	0	C
10	2001	10/12/2021	N	1	3	2	15	2245	58	0	C
10	2001	10/12/2021	N	1	3	2	15	2300	69	0	C
10	2001	10/12/2021	N	1	3	2	15	2315	47	0	C
10	2001	10/12/2021	N	1	3	2	15	2330	40	0	C
10	2001	10/12/2021	N	1	3	2	15	2345	40	0	C
10	2001	10/12/2021	N	1	3	2	15	2400	26	0	C
10	2001	10/12/2021	N	2	3	2	15	15	51	0	C
10	2001	10/12/2021	N	2	3	2	15	30	47	0	C
10	2001	10/12/2021	N	2	3	2	15	45	43	0	C
10	2001	10/12/2021	N	2	3	2	15	100	28	0	C
10	2001	10/12/2021	N	2	3	2	15	115	24	0	C
10	2001	10/12/2021	N	2	3	2	15	130	25	0	C
10	2001	10/12/2021	N	2	3	2	15	145	24	0	C
10	2001	10/12/2021	N	2	3	2	15	200	20	0	C
10	2001	10/12/2021	N	2	3	2	15	215	24	0	C
10	2001	10/12/2021	N	2	3	2	15	230	23	0	C
10	2001	10/12/2021	N	2	3	2	15	245	19	0	C
10	2001	10/12/2021	N	2	3	2	15	300	25	0	C
10	2001	10/12/2021	N	2	3	2	15	315	23	0	C
10	2001	10/12/2021	N	2	3	2	15	330	20	0	C
10	2001	10/12/2021	N	2	3	2	15	345	20	0	C
10	2001	10/12/2021	N	2	3	2	15	400	31	0	C
10	2001	10/12/2021	N	2	3	2	15	415	28	0	C
10	2001	10/12/2021	N	2	3	2	15	430	44	0	C
10	2001	10/12/2021	N	2	3	2	15	445	36	0	C
10	2001	10/12/2021	N	2	3	2	15	500	48	0	C
10	2001	10/12/2021	N	2	3	2	15	515	56	0	C
10	2001	10/12/2021	N	2	3	2	15	530	59	0	C
10	2001	10/12/2021	N	2	3	2	15	545	78	0	C
10	2001	10/12/2021	N	2	3	2	15	600	91	0	C
10	2001	10/12/2021	N	2	3	2	15	615	110	0	C
10	2001	10/12/2021	N	2	3	2	15	630	152	0	C
10	2001	10/12/2021	N	2	3	2	15	645	165	0	C
10	2001	10/12/2021	N	2	3	2	15	700	172	0	C
10	2001	10/12/2021	N	2	3	2	15	715	169	0	C
10	2001	10/12/2021	N	2	3	2	15	730	157	0	C
10	2001	10/12/2021	N	2	3	2	15	745	200	0	C
10	2001	10/12/2021	N	2	3	2	15	800	179	0	C

DocuSign Envelope ID: 00F7F873-2213-453E-A7D6-7A719BA1E281

10	2001	10/12/2021	N	2	3	2	15	815	190	0	C
10	2001	10/12/2021	N	2	3	2	15	830	184	0	C
10	2001	10/12/2021	N	2	3	2	15	845	155	0	C
10	2001	10/12/2021	N	2	3	2	15	900	173	0	C
10	2001	10/12/2021	N	2	3	2	15	915	183	0	C
10	2001	10/12/2021	N	2	3	2	15	930	181	0	C
10	2001	10/12/2021	N	2	3	2	15	945	203	0	C
10	2001	10/12/2021	N	2	3	2	15	1000	185	0	C
10	2001	10/12/2021	N	2	3	2	15	1015	172	0	C
10	2001	10/12/2021	N	2	3	2	15	1030	210	0	C
10	2001	10/12/2021	N	2	3	2	15	1045	183	0	C
10	2001	10/12/2021	N	2	3	2	15	1100	167	0	C
10	2001	10/12/2021	N	2	3	2	15	1115	173	0	C
10	2001	10/12/2021	N	2	3	2	15	1130	180	0	C
10	2001	10/12/2021	N	2	3	2	15	1145	181	0	C
10	2001	10/12/2021	N	2	3	2	15	1200	188	0	C
10	2001	10/12/2021	N	2	3	2	15	1215	179	0	C
10	2001	10/12/2021	N	2	3	2	15	1230	192	0	C
10	2001	10/12/2021	N	2	3	2	15	1245	178	0	C
10	2001	10/12/2021	N	2	3	2	15	1300	186	0	C
10	2001	10/12/2021	N	2	3	2	15	1315	176	0	C
10	2001	10/12/2021	N	2	3	2	15	1330	186	0	C
10	2001	10/12/2021	N	2	3	2	15	1345	196	0	C
10	2001	10/12/2021	N	2	3	2	15	1400	173	0	C
10	2001	10/12/2021	N	2	3	2	15	1415	203	0	C
10	2001	10/12/2021	N	2	3	2	15	1430	222	0	C
10	2001	10/12/2021	N	2	3	2	15	1445	240	0	C
10	2001	10/12/2021	N	2	3	2	15	1500	217	0	C
10	2001	10/12/2021	N	2	3	2	15	1515	229	0	C
10	2001	10/12/2021	N	2	3	2	15	1530	261	0	C
10	2001	10/12/2021	N	2	3	2	15	1545	238	0	C
10	2001	10/12/2021	N	2	3	2	15	1600	269	0	C
10	2001	10/12/2021	N	2	3	2	15	1615	266	0	C
10	2001	10/12/2021	N	2	3	2	15	1630	279	0	C
10	2001	10/12/2021	N	2	3	2	15	1645	278	0	C
10	2001	10/12/2021	N	2	3	2	15	1700	283	0	C
10	2001	10/12/2021	N	2	3	2	15	1715	297	0	C
10	2001	10/12/2021	N	2	3	2	15	1730	286	0	C
10	2001	10/12/2021	N	2	3	2	15	1745	262	0	C
10	2001	10/12/2021	N	2	3	2	15	1800	259	0	C
10	2001	10/12/2021	N	2	3	2	15	1815	207	0	C
10	2001	10/12/2021	N	2	3	2	15	1830	192	0	C
10	2001	10/12/2021	N	2	3	2	15	1845	238	0	C
10	2001	10/12/2021	N	2	3	2	15	1900	178	0	C
10	2001	10/12/2021	N	2	3	2	15	1915	189	0	C
10	2001	10/12/2021	N	2	3	2	15	1930	179	0	C
10	2001	10/12/2021	N	2	3	2	15	1945	180	0	C
10	2001	10/12/2021	N	2	3	2	15	2000	148	0	C
10	2001	10/12/2021	N	2	3	2	15	2015	158	0	C
10	2001	10/12/2021	N	2	3	2	15	2030	163	0	C
10	2001	10/12/2021	N	2	3	2	15	2045	151	0	C
10	2001	10/12/2021	N	2	3	2	15	2100	134	0	C

DocuSign Envelope ID: 00F7F873-2213-453E-A7D6-7A719BA1E281

10	2001	10/12/2021	N	2	3	2	15	2115	135	0	C
10	2001	10/12/2021	N	2	3	2	15	2130	119	0	C
10	2001	10/12/2021	N	2	3	2	15	2145	101	0	C
10	2001	10/12/2021	N	2	3	2	15	2200	114	0	C
10	2001	10/12/2021	N	2	3	2	15	2215	96	0	C
10	2001	10/12/2021	N	2	3	2	15	2230	113	0	C
10	2001	10/12/2021	N	2	3	2	15	2245	119	0	C
10	2001	10/12/2021	N	2	3	2	15	2300	124	0	C
10	2001	10/12/2021	N	2	3	2	15	2315	85	0	C
10	2001	10/12/2021	N	2	3	2	15	2330	62	0	C
10	2001	10/12/2021	N	2	3	2	15	2345	56	0	C
10	2001	10/12/2021	N	2	3	2	15	2400	58	0	C
10	2001	10/12/2021	N	3	3	2	15	15	15	0	C
10	2001	10/12/2021	N	3	3	2	15	30	18	0	C
10	2001	10/12/2021	N	3	3	2	15	45	16	0	C
10	2001	10/12/2021	N	3	3	2	15	100	16	0	C
10	2001	10/12/2021	N	3	3	2	15	115	9	0	C
10	2001	10/12/2021	N	3	3	2	15	130	7	0	C
10	2001	10/12/2021	N	3	3	2	15	145	1	0	C
10	2001	10/12/2021	N	3	3	2	15	200	6	0	C
10	2001	10/12/2021	N	3	3	2	15	215	4	0	C
10	2001	10/12/2021	N	3	3	2	15	230	8	0	C
10	2001	10/12/2021	N	3	3	2	15	245	3	0	C
10	2001	10/12/2021	N	3	3	2	15	300	7	0	C
10	2001	10/12/2021	N	3	3	2	15	315	3	0	C
10	2001	10/12/2021	N	3	3	2	15	330	6	0	C
10	2001	10/12/2021	N	3	3	2	15	345	9	0	C
10	2001	10/12/2021	N	3	3	2	15	400	8	0	C
10	2001	10/12/2021	N	3	3	2	15	415	10	0	C
10	2001	10/12/2021	N	3	3	2	15	430	4	0	C
10	2001	10/12/2021	N	3	3	2	15	445	14	0	C
10	2001	10/12/2021	N	3	3	2	15	500	13	0	C
10	2001	10/12/2021	N	3	3	2	15	515	11	0	C
10	2001	10/12/2021	N	3	3	2	15	530	24	0	C
10	2001	10/12/2021	N	3	3	2	15	545	30	0	C
10	2001	10/12/2021	N	3	3	2	15	600	46	0	C
10	2001	10/12/2021	N	3	3	2	15	615	67	0	C
10	2001	10/12/2021	N	3	3	2	15	630	117	0	C
10	2001	10/12/2021	N	3	3	2	15	645	127	0	C
10	2001	10/12/2021	N	3	3	2	15	700	114	0	C
10	2001	10/12/2021	N	3	3	2	15	715	130	0	C
10	2001	10/12/2021	N	3	3	2	15	730	112	0	C
10	2001	10/12/2021	N	3	3	2	15	745	167	0	C
10	2001	10/12/2021	N	3	3	2	15	800	131	0	C
10	2001	10/12/2021	N	3	3	2	15	815	170	0	C
10	2001	10/12/2021	N	3	3	2	15	830	148	0	C
10	2001	10/12/2021	N	3	3	2	15	845	130	0	C
10	2001	10/12/2021	N	3	3	2	15	900	117	0	C
10	2001	10/12/2021	N	3	3	2	15	915	118	0	C
10	2001	10/12/2021	N	3	3	2	15	930	113	0	C
10	2001	10/12/2021	N	3	3	2	15	945	124	0	C
10	2001	10/12/2021	N	3	3	2	15	1000	116	0	C

DocuSign Envelope ID: 00F7F873-2213-453E-A7D6-7A719BA1E281

10	2001	10/12/2021	N	3	3	2	15	1015	110	0	C
10	2001	10/12/2021	N	3	3	2	15	1030	106	0	C
10	2001	10/12/2021	N	3	3	2	15	1045	117	0	C
10	2001	10/12/2021	N	3	3	2	15	1100	99	0	C
10	2001	10/12/2021	N	3	3	2	15	1115	102	0	C
10	2001	10/12/2021	N	3	3	2	15	1130	114	0	C
10	2001	10/12/2021	N	3	3	2	15	1145	125	0	C
10	2001	10/12/2021	N	3	3	2	15	1200	116	0	C
10	2001	10/12/2021	N	3	3	2	15	1215	121	0	C
10	2001	10/12/2021	N	3	3	2	15	1230	129	0	C
10	2001	10/12/2021	N	3	3	2	15	1245	122	0	C
10	2001	10/12/2021	N	3	3	2	15	1300	121	0	C
10	2001	10/12/2021	N	3	3	2	15	1315	144	0	C
10	2001	10/12/2021	N	3	3	2	15	1330	132	0	C
10	2001	10/12/2021	N	3	3	2	15	1345	146	0	C
10	2001	10/12/2021	N	3	3	2	15	1400	135	0	C
10	2001	10/12/2021	N	3	3	2	15	1415	162	0	C
10	2001	10/12/2021	N	3	3	2	15	1430	185	0	C
10	2001	10/12/2021	N	3	3	2	15	1445	200	0	C
10	2001	10/12/2021	N	3	3	2	15	1500	205	0	C
10	2001	10/12/2021	N	3	3	2	15	1515	212	0	C
10	2001	10/12/2021	N	3	3	2	15	1530	227	0	C
10	2001	10/12/2021	N	3	3	2	15	1545	263	0	C
10	2001	10/12/2021	N	3	3	2	15	1600	283	0	C
10	2001	10/12/2021	N	3	3	2	15	1615	244	0	C
10	2001	10/12/2021	N	3	3	2	15	1630	286	0	C
10	2001	10/12/2021	N	3	3	2	15	1645	286	0	C
10	2001	10/12/2021	N	3	3	2	15	1700	289	0	C
10	2001	10/12/2021	N	3	3	2	15	1715	341	0	C
10	2001	10/12/2021	N	3	3	2	15	1730	286	0	C
10	2001	10/12/2021	N	3	3	2	15	1745	275	0	C
10	2001	10/12/2021	N	3	3	2	15	1800	243	0	C
10	2001	10/12/2021	N	3	3	2	15	1815	233	0	C
10	2001	10/12/2021	N	3	3	2	15	1830	233	0	C
10	2001	10/12/2021	N	3	3	2	15	1845	189	0	C
10	2001	10/12/2021	N	3	3	2	15	1900	166	0	C
10	2001	10/12/2021	N	3	3	2	15	1915	151	0	C
10	2001	10/12/2021	N	3	3	2	15	1930	136	0	C
10	2001	10/12/2021	N	3	3	2	15	1945	134	0	C
10	2001	10/12/2021	N	3	3	2	15	2000	127	0	C
10	2001	10/12/2021	N	3	3	2	15	2015	123	0	C
10	2001	10/12/2021	N	3	3	2	15	2030	122	0	C
10	2001	10/12/2021	N	3	3	2	15	2045	109	0	C
10	2001	10/12/2021	N	3	3	2	15	2100	100	0	C
10	2001	10/12/2021	N	3	3	2	15	2115	85	0	C
10	2001	10/12/2021	N	3	3	2	15	2130	79	0	C
10	2001	10/12/2021	N	3	3	2	15	2145	70	0	C
10	2001	10/12/2021	N	3	3	2	15	2200	67	0	C
10	2001	10/12/2021	N	3	3	2	15	2215	57	0	C
10	2001	10/12/2021	N	3	3	2	15	2230	84	0	C
10	2001	10/12/2021	N	3	3	2	15	2245	82	0	C
10	2001	10/12/2021	N	3	3	2	15	2300	94	0	C

DocuSign Envelope ID: 00F7F873-2213-453E-A7D6-7A719BA1E281

10	2001	10/12/2021	N	3	3	2	15	2315	59	0	C
10	2001	10/12/2021	N	3	3	2	15	2330	25	0	C
10	2001	10/12/2021	N	3	3	2	15	2345	18	0	C
10	2001	10/12/2021	N	3	3	2	15	2400	22	0	C
10	2001	10/12/2021	S	1	3	2	15	15	21	0	C
10	2001	10/12/2021	S	1	3	2	15	30	23	0	C
10	2001	10/12/2021	S	1	3	2	15	45	17	0	C
10	2001	10/12/2021	S	1	3	2	15	100	14	0	C
10	2001	10/12/2021	S	1	3	2	15	115	11	0	C
10	2001	10/12/2021	S	1	3	2	15	130	12	0	C
10	2001	10/12/2021	S	1	3	2	15	145	12	0	C
10	2001	10/12/2021	S	1	3	2	15	200	11	0	C
10	2001	10/12/2021	S	1	3	2	15	215	8	0	C
10	2001	10/12/2021	S	1	3	2	15	230	7	0	C
10	2001	10/12/2021	S	1	3	2	15	245	12	0	C
10	2001	10/12/2021	S	1	3	2	15	300	11	0	C
10	2001	10/12/2021	S	1	3	2	15	315	13	0	C
10	2001	10/12/2021	S	1	3	2	15	330	17	0	C
10	2001	10/12/2021	S	1	3	2	15	345	16	0	C
10	2001	10/12/2021	S	1	3	2	15	400	14	0	C
10	2001	10/12/2021	S	1	3	2	15	415	14	0	C
10	2001	10/12/2021	S	1	3	2	15	430	24	0	C
10	2001	10/12/2021	S	1	3	2	15	445	31	0	C
10	2001	10/12/2021	S	1	3	2	15	500	36	0	C
10	2001	10/12/2021	S	1	3	2	15	515	51	0	C
10	2001	10/12/2021	S	1	3	2	15	530	71	0	C
10	2001	10/12/2021	S	1	3	2	15	545	98	0	C
10	2001	10/12/2021	S	1	3	2	15	600	115	0	C
10	2001	10/12/2021	S	1	3	2	15	615	144	0	C
10	2001	10/12/2021	S	1	3	2	15	630	162	0	C
10	2001	10/12/2021	S	1	3	2	15	645	149	0	C
10	2001	10/12/2021	S	1	3	2	15	700	187	0	C
10	2001	10/12/2021	S	1	3	2	15	715	216	0	C
10	2001	10/12/2021	S	1	3	2	15	730	207	0	C
10	2001	10/12/2021	S	1	3	2	15	745	197	0	C
10	2001	10/12/2021	S	1	3	2	15	800	185	0	C
10	2001	10/12/2021	S	1	3	2	15	815	158	0	C
10	2001	10/12/2021	S	1	3	2	15	830	168	0	C
10	2001	10/12/2021	S	1	3	2	15	845	143	0	C
10	2001	10/12/2021	S	1	3	2	15	900	150	0	C
10	2001	10/12/2021	S	1	3	2	15	915	167	0	C
10	2001	10/12/2021	S	1	3	2	15	930	119	0	C
10	2001	10/12/2021	S	1	3	2	15	945	160	0	C
10	2001	10/12/2021	S	1	3	2	15	1000	162	0	C
10	2001	10/12/2021	S	1	3	2	15	1015	150	0	C
10	2001	10/12/2021	S	1	3	2	15	1030	148	0	C
10	2001	10/12/2021	S	1	3	2	15	1045	161	0	C
10	2001	10/12/2021	S	1	3	2	15	1100	125	0	C
10	2001	10/12/2021	S	1	3	2	15	1115	134	0	C
10	2001	10/12/2021	S	1	3	2	15	1130	121	0	C
10	2001	10/12/2021	S	1	3	2	15	1145	116	0	C
10	2001	10/12/2021	S	1	3	2	15	1200	125	0	C

DocuSign Envelope ID: 00F7F873-2213-453E-A7D6-7A719BA1E281

10	2001	10/12/2021	S	1	3	2	15	1215	135	0	C
10	2001	10/12/2021	S	1	3	2	15	1230	132	0	C
10	2001	10/12/2021	S	1	3	2	15	1245	104	0	C
10	2001	10/12/2021	S	1	3	2	15	1300	118	0	C
10	2001	10/12/2021	S	1	3	2	15	1315	141	0	C
10	2001	10/12/2021	S	1	3	2	15	1330	118	0	C
10	2001	10/12/2021	S	1	3	2	15	1345	134	0	C
10	2001	10/12/2021	S	1	3	2	15	1400	119	0	C
10	2001	10/12/2021	S	1	3	2	15	1415	126	0	C
10	2001	10/12/2021	S	1	3	2	15	1430	139	0	C
10	2001	10/12/2021	S	1	3	2	15	1445	109	0	C
10	2001	10/12/2021	S	1	3	2	15	1500	137	0	C
10	2001	10/12/2021	S	1	3	2	15	1515	117	0	C
10	2001	10/12/2021	S	1	3	2	15	1530	143	0	C
10	2001	10/12/2021	S	1	3	2	15	1545	137	0	C
10	2001	10/12/2021	S	1	3	2	15	1600	130	0	C
10	2001	10/12/2021	S	1	3	2	15	1615	128	0	C
10	2001	10/12/2021	S	1	3	2	15	1630	119	0	C
10	2001	10/12/2021	S	1	3	2	15	1645	141	0	C
10	2001	10/12/2021	S	1	3	2	15	1700	144	0	C
10	2001	10/12/2021	S	1	3	2	15	1715	153	0	C
10	2001	10/12/2021	S	1	3	2	15	1730	162	0	C
10	2001	10/12/2021	S	1	3	2	15	1745	150	0	C
10	2001	10/12/2021	S	1	3	2	15	1800	131	0	C
10	2001	10/12/2021	S	1	3	2	15	1815	141	0	C
10	2001	10/12/2021	S	1	3	2	15	1830	122	0	C
10	2001	10/12/2021	S	1	3	2	15	1845	124	0	C
10	2001	10/12/2021	S	1	3	2	15	1900	100	0	C
10	2001	10/12/2021	S	1	3	2	15	1915	108	0	C
10	2001	10/12/2021	S	1	3	2	15	1930	98	0	C
10	2001	10/12/2021	S	1	3	2	15	1945	82	0	C
10	2001	10/12/2021	S	1	3	2	15	2000	76	0	C
10	2001	10/12/2021	S	1	3	2	15	2015	75	0	C
10	2001	10/12/2021	S	1	3	2	15	2030	83	0	C
10	2001	10/12/2021	S	1	3	2	15	2045	80	0	C
10	2001	10/12/2021	S	1	3	2	15	2100	70	0	C
10	2001	10/12/2021	S	1	3	2	15	2115	53	0	C
10	2001	10/12/2021	S	1	3	2	15	2130	56	0	C
10	2001	10/12/2021	S	1	3	2	15	2145	55	0	C
10	2001	10/12/2021	S	1	3	2	15	2200	41	0	C
10	2001	10/12/2021	S	1	3	2	15	2215	37	0	C
10	2001	10/12/2021	S	1	3	2	15	2230	35	0	C
10	2001	10/12/2021	S	1	3	2	15	2245	42	0	C
10	2001	10/12/2021	S	1	3	2	15	2300	34	0	C
10	2001	10/12/2021	S	1	3	2	15	2315	26	0	C
10	2001	10/12/2021	S	1	3	2	15	2330	24	0	C
10	2001	10/12/2021	S	1	3	2	15	2345	29	0	C
10	2001	10/12/2021	S	1	3	2	15	2400	23	0	C
10	2001	10/12/2021	S	2	3	2	15	15	34	0	C
10	2001	10/12/2021	S	2	3	2	15	30	40	0	C
10	2001	10/12/2021	S	2	3	2	15	45	36	0	C
10	2001	10/12/2021	S	2	3	2	15	100	24	0	C

DocuSign Envelope ID: 00F7F873-2213-453E-A7D6-7A719BA1E281

10	2001	10/12/2021	S	2	3	2	15	115	23	0	C
10	2001	10/12/2021	S	2	3	2	15	130	18	0	C
10	2001	10/12/2021	S	2	3	2	15	145	18	0	C
10	2001	10/12/2021	S	2	3	2	15	200	22	0	C
10	2001	10/12/2021	S	2	3	2	15	215	26	0	C
10	2001	10/12/2021	S	2	3	2	15	230	19	0	C
10	2001	10/12/2021	S	2	3	2	15	245	24	0	C
10	2001	10/12/2021	S	2	3	2	15	300	19	0	C
10	2001	10/12/2021	S	2	3	2	15	315	27	0	C
10	2001	10/12/2021	S	2	3	2	15	330	24	0	C
10	2001	10/12/2021	S	2	3	2	15	345	29	0	C
10	2001	10/12/2021	S	2	3	2	15	400	35	0	C
10	2001	10/12/2021	S	2	3	2	15	415	27	0	C
10	2001	10/12/2021	S	2	3	2	15	430	48	0	C
10	2001	10/12/2021	S	2	3	2	15	445	55	0	C
10	2001	10/12/2021	S	2	3	2	15	500	65	0	C
10	2001	10/12/2021	S	2	3	2	15	515	96	0	C
10	2001	10/12/2021	S	2	3	2	15	530	117	0	C
10	2001	10/12/2021	S	2	3	2	15	545	148	0	C
10	2001	10/12/2021	S	2	3	2	15	600	172	0	C
10	2001	10/12/2021	S	2	3	2	15	615	203	0	C
10	2001	10/12/2021	S	2	3	2	15	630	273	0	C
10	2001	10/12/2021	S	2	3	2	15	645	255	0	C
10	2001	10/12/2021	S	2	3	2	15	700	277	0	C
10	2001	10/12/2021	S	2	3	2	15	715	320	0	C
10	2001	10/12/2021	S	2	3	2	15	730	331	0	C
10	2001	10/12/2021	S	2	3	2	15	745	309	0	C
10	2001	10/12/2021	S	2	3	2	15	800	276	0	C
10	2001	10/12/2021	S	2	3	2	15	815	245	0	C
10	2001	10/12/2021	S	2	3	2	15	830	263	0	C
10	2001	10/12/2021	S	2	3	2	15	845	248	0	C
10	2001	10/12/2021	S	2	3	2	15	900	224	0	C
10	2001	10/12/2021	S	2	3	2	15	915	209	0	C
10	2001	10/12/2021	S	2	3	2	15	930	216	0	C
10	2001	10/12/2021	S	2	3	2	15	945	221	0	C
10	2001	10/12/2021	S	2	3	2	15	1000	223	0	C
10	2001	10/12/2021	S	2	3	2	15	1015	206	0	C
10	2001	10/12/2021	S	2	3	2	15	1030	214	0	C
10	2001	10/12/2021	S	2	3	2	15	1045	208	0	C
10	2001	10/12/2021	S	2	3	2	15	1100	217	0	C
10	2001	10/12/2021	S	2	3	2	15	1115	210	0	C
10	2001	10/12/2021	S	2	3	2	15	1130	188	0	C
10	2001	10/12/2021	S	2	3	2	15	1145	218	0	C
10	2001	10/12/2021	S	2	3	2	15	1200	170	0	C
10	2001	10/12/2021	S	2	3	2	15	1215	173	0	C
10	2001	10/12/2021	S	2	3	2	15	1230	178	0	C
10	2001	10/12/2021	S	2	3	2	15	1245	175	0	C
10	2001	10/12/2021	S	2	3	2	15	1300	192	0	C
10	2001	10/12/2021	S	2	3	2	15	1315	180	0	C
10	2001	10/12/2021	S	2	3	2	15	1330	164	0	C
10	2001	10/12/2021	S	2	3	2	15	1345	178	0	C
10	2001	10/12/2021	S	2	3	2	15	1400	182	0	C

DocuSign Envelope ID: 00F7F873-2213-453E-A7D6-7A719BA1E281

10	2001	10/12/2021	S	2	3	2	15	1415	195	0	C
10	2001	10/12/2021	S	2	3	2	15	1430	191	0	C
10	2001	10/12/2021	S	2	3	2	15	1445	182	0	C
10	2001	10/12/2021	S	2	3	2	15	1500	222	0	C
10	2001	10/12/2021	S	2	3	2	15	1515	185	0	C
10	2001	10/12/2021	S	2	3	2	15	1530	194	0	C
10	2001	10/12/2021	S	2	3	2	15	1545	188	0	C
10	2001	10/12/2021	S	2	3	2	15	1600	196	0	C
10	2001	10/12/2021	S	2	3	2	15	1615	196	0	C
10	2001	10/12/2021	S	2	3	2	15	1630	189	0	C
10	2001	10/12/2021	S	2	3	2	15	1645	205	0	C
10	2001	10/12/2021	S	2	3	2	15	1700	202	0	C
10	2001	10/12/2021	S	2	3	2	15	1715	219	0	C
10	2001	10/12/2021	S	2	3	2	15	1730	223	0	C
10	2001	10/12/2021	S	2	3	2	15	1745	207	0	C
10	2001	10/12/2021	S	2	3	2	15	1800	208	0	C
10	2001	10/12/2021	S	2	3	2	15	1815	195	0	C
10	2001	10/12/2021	S	2	3	2	15	1830	192	0	C
10	2001	10/12/2021	S	2	3	2	15	1845	182	0	C
10	2001	10/12/2021	S	2	3	2	15	1900	139	0	C
10	2001	10/12/2021	S	2	3	2	15	1915	140	0	C
10	2001	10/12/2021	S	2	3	2	15	1930	143	0	C
10	2001	10/12/2021	S	2	3	2	15	1945	129	0	C
10	2001	10/12/2021	S	2	3	2	15	2000	136	0	C
10	2001	10/12/2021	S	2	3	2	15	2015	113	0	C
10	2001	10/12/2021	S	2	3	2	15	2030	107	0	C
10	2001	10/12/2021	S	2	3	2	15	2045	110	0	C
10	2001	10/12/2021	S	2	3	2	15	2100	79	0	C
10	2001	10/12/2021	S	2	3	2	15	2115	90	0	C
10	2001	10/12/2021	S	2	3	2	15	2130	85	0	C
10	2001	10/12/2021	S	2	3	2	15	2145	71	0	C
10	2001	10/12/2021	S	2	3	2	15	2200	66	0	C
10	2001	10/12/2021	S	2	3	2	15	2215	66	0	C
10	2001	10/12/2021	S	2	3	2	15	2230	59	0	C
10	2001	10/12/2021	S	2	3	2	15	2245	58	0	C
10	2001	10/12/2021	S	2	3	2	15	2300	49	0	C
10	2001	10/12/2021	S	2	3	2	15	2315	52	0	C
10	2001	10/12/2021	S	2	3	2	15	2330	51	0	C
10	2001	10/12/2021	S	2	3	2	15	2345	34	0	C
10	2001	10/12/2021	S	2	3	2	15	2400	29	0	C
10	2001	10/12/2021	S	3	3	2	15	15	9	0	C
10	2001	10/12/2021	S	3	3	2	15	30	5	0	C
10	2001	10/12/2021	S	3	3	2	15	45	13	0	C
10	2001	10/12/2021	S	3	3	2	15	100	7	0	C
10	2001	10/12/2021	S	3	3	2	15	115	4	0	C
10	2001	10/12/2021	S	3	3	2	15	130	2	0	C
10	2001	10/12/2021	S	3	3	2	15	145	5	0	C
10	2001	10/12/2021	S	3	3	2	15	200	6	0	C
10	2001	10/12/2021	S	3	3	2	15	215	7	0	C
10	2001	10/12/2021	S	3	3	2	15	230	2	0	C
10	2001	10/12/2021	S	3	3	2	15	245	6	0	C
10	2001	10/12/2021	S	3	3	2	15	300	5	0	C

DocuSign Envelope ID: 00F7F873-2213-453E-A7D6-7A719BA1E281

10	2001	10/12/2021	S	3	3	2	15	315	4	0	C
10	2001	10/12/2021	S	3	3	2	15	330	7	0	C
10	2001	10/12/2021	S	3	3	2	15	345	8	0	C
10	2001	10/12/2021	S	3	3	2	15	400	10	0	C
10	2001	10/12/2021	S	3	3	2	15	415	11	0	C
10	2001	10/12/2021	S	3	3	2	15	430	15	0	C
10	2001	10/12/2021	S	3	3	2	15	445	27	0	C
10	2001	10/12/2021	S	3	3	2	15	500	32	0	C
10	2001	10/12/2021	S	3	3	2	15	515	51	0	C
10	2001	10/12/2021	S	3	3	2	15	530	75	0	C
10	2001	10/12/2021	S	3	3	2	15	545	109	0	C
10	2001	10/12/2021	S	3	3	2	15	600	162	0	C
10	2001	10/12/2021	S	3	3	2	15	615	221	0	C
10	2001	10/12/2021	S	3	3	2	15	630	302	0	C
10	2001	10/12/2021	S	3	3	2	15	645	254	0	C
10	2001	10/12/2021	S	3	3	2	15	700	306	0	C
10	2001	10/12/2021	S	3	3	2	15	715	376	0	C
10	2001	10/12/2021	S	3	3	2	15	730	382	0	C
10	2001	10/12/2021	S	3	3	2	15	745	275	0	C
10	2001	10/12/2021	S	3	3	2	15	800	259	0	C
10	2001	10/12/2021	S	3	3	2	15	815	233	0	C
10	2001	10/12/2021	S	3	3	2	15	830	221	0	C
10	2001	10/12/2021	S	3	3	2	15	845	234	0	C
10	2001	10/12/2021	S	3	3	2	15	900	211	0	C
10	2001	10/12/2021	S	3	3	2	15	915	171	0	C
10	2001	10/12/2021	S	3	3	2	15	930	154	0	C
10	2001	10/12/2021	S	3	3	2	15	945	138	0	C
10	2001	10/12/2021	S	3	3	2	15	1000	162	0	C
10	2001	10/12/2021	S	3	3	2	15	1015	133	0	C
10	2001	10/12/2021	S	3	3	2	15	1030	143	0	C
10	2001	10/12/2021	S	3	3	2	15	1045	122	0	C
10	2001	10/12/2021	S	3	3	2	15	1100	119	0	C
10	2001	10/12/2021	S	3	3	2	15	1115	122	0	C
10	2001	10/12/2021	S	3	3	2	15	1130	114	0	C
10	2001	10/12/2021	S	3	3	2	15	1145	123	0	C
10	2001	10/12/2021	S	3	3	2	15	1200	88	0	C
10	2001	10/12/2021	S	3	3	2	15	1215	96	0	C
10	2001	10/12/2021	S	3	3	2	15	1230	115	0	C
10	2001	10/12/2021	S	3	3	2	15	1245	93	0	C
10	2001	10/12/2021	S	3	3	2	15	1300	103	0	C
10	2001	10/12/2021	S	3	3	2	15	1315	103	0	C
10	2001	10/12/2021	S	3	3	2	15	1330	115	0	C
10	2001	10/12/2021	S	3	3	2	15	1345	139	0	C
10	2001	10/12/2021	S	3	3	2	15	1400	110	0	C
10	2001	10/12/2021	S	3	3	2	15	1415	129	0	C
10	2001	10/12/2021	S	3	3	2	15	1430	134	0	C
10	2001	10/12/2021	S	3	3	2	15	1445	133	0	C
10	2001	10/12/2021	S	3	3	2	15	1500	144	0	C
10	2001	10/12/2021	S	3	3	2	15	1515	117	0	C
10	2001	10/12/2021	S	3	3	2	15	1530	123	0	C
10	2001	10/12/2021	S	3	3	2	15	1545	157	0	C
10	2001	10/12/2021	S	3	3	2	15	1600	162	0	C

DocuSign Envelope ID: 00F7F873-2213-453E-A7D6-7A719BA1E281

10	2001	10/12/2021	S	3	3	2	15	1615	140	0	C
10	2001	10/12/2021	S	3	3	2	15	1630	144	0	C
10	2001	10/12/2021	S	3	3	2	15	1645	164	0	C
10	2001	10/12/2021	S	3	3	2	15	1700	164	0	C
10	2001	10/12/2021	S	3	3	2	15	1715	164	0	C
10	2001	10/12/2021	S	3	3	2	15	1730	155	0	C
10	2001	10/12/2021	S	3	3	2	15	1745	191	0	C
10	2001	10/12/2021	S	3	3	2	15	1800	170	0	C
10	2001	10/12/2021	S	3	3	2	15	1815	160	0	C
10	2001	10/12/2021	S	3	3	2	15	1830	161	0	C
10	2001	10/12/2021	S	3	3	2	15	1845	129	0	C
10	2001	10/12/2021	S	3	3	2	15	1900	92	0	C
10	2001	10/12/2021	S	3	3	2	15	1915	97	0	C
10	2001	10/12/2021	S	3	3	2	15	1930	98	0	C
10	2001	10/12/2021	S	3	3	2	15	1945	83	0	C
10	2001	10/12/2021	S	3	3	2	15	2000	82	0	C
10	2001	10/12/2021	S	3	3	2	15	2015	63	0	C
10	2001	10/12/2021	S	3	3	2	15	2030	47	0	C
10	2001	10/12/2021	S	3	3	2	15	2045	59	0	C
10	2001	10/12/2021	S	3	3	2	15	2100	51	0	C
10	2001	10/12/2021	S	3	3	2	15	2115	51	0	C
10	2001	10/12/2021	S	3	3	2	15	2130	48	0	C
10	2001	10/12/2021	S	3	3	2	15	2145	47	0	C
10	2001	10/12/2021	S	3	3	2	15	2200	28	0	C
10	2001	10/12/2021	S	3	3	2	15	2215	32	0	C
10	2001	10/12/2021	S	3	3	2	15	2230	25	0	C
10	2001	10/12/2021	S	3	3	2	15	2245	33	0	C
10	2001	10/12/2021	S	3	3	2	15	2300	17	0	C
10	2001	10/12/2021	S	3	3	2	15	2315	12	0	C
10	2001	10/12/2021	S	3	3	2	15	2330	16	0	C
10	2001	10/12/2021	S	3	3	2	15	2345	15	0	C
10	2001	10/12/2021	S	3	3	2	15	2400	12	0	C
10	2001	10/13/2021	N	1	3	2	15	15	31	0	C
10	2001	10/13/2021	N	1	3	2	15	30	35	0	C
10	2001	10/13/2021	N	1	3	2	15	45	18	0	C
10	2001	10/13/2021	N	1	3	2	15	100	22	0	C
10	2001	10/13/2021	N	1	3	2	15	115	19	0	C
10	2001	10/13/2021	N	1	3	2	15	130	22	0	C
10	2001	10/13/2021	N	1	3	2	15	145	23	0	C
10	2001	10/13/2021	N	1	3	2	15	200	7	0	C
10	2001	10/13/2021	N	1	3	2	15	215	11	0	C
10	2001	10/13/2021	N	1	3	2	15	230	5	0	C
10	2001	10/13/2021	N	1	3	2	15	245	14	0	C
10	2001	10/13/2021	N	1	3	2	15	300	10	0	C
10	2001	10/13/2021	N	1	3	2	15	315	13	0	C
10	2001	10/13/2021	N	1	3	2	15	330	13	0	C
10	2001	10/13/2021	N	1	3	2	15	345	9	0	C
10	2001	10/13/2021	N	1	3	2	15	400	8	0	C
10	2001	10/13/2021	N	1	3	2	15	415	15	0	C
10	2001	10/13/2021	N	1	3	2	15	430	16	0	C
10	2001	10/13/2021	N	1	3	2	15	445	21	0	C
10	2001	10/13/2021	N	1	3	2	15	500	27	0	C

DocuSign Envelope ID: 00F7F873-2213-453E-A7D6-7A719BA1E281

10	2001	10/13/2021	N	1	3	2	15	515	20	0	C
10	2001	10/13/2021	N	1	3	2	15	530	25	0	C
10	2001	10/13/2021	N	1	3	2	15	545	43	0	C
10	2001	10/13/2021	N	1	3	2	15	600	55	0	C
10	2001	10/13/2021	N	1	3	2	15	615	69	0	C
10	2001	10/13/2021	N	1	3	2	15	630	69	0	C
10	2001	10/13/2021	N	1	3	2	15	645	115	0	C
10	2001	10/13/2021	N	1	3	2	15	700	99	0	C
10	2001	10/13/2021	N	1	3	2	15	715	88	0	C
10	2001	10/13/2021	N	1	3	2	15	730	87	0	C
10	2001	10/13/2021	N	1	3	2	15	745	106	0	C
10	2001	10/13/2021	N	1	3	2	15	800	108	0	C
10	2001	10/13/2021	N	1	3	2	15	815	124	0	C
10	2001	10/13/2021	N	1	3	2	15	830	133	0	C
10	2001	10/13/2021	N	1	3	2	15	845	103	0	C
10	2001	10/13/2021	N	1	3	2	15	900	93	0	C
10	2001	10/13/2021	N	1	3	2	15	915	110	0	C
10	2001	10/13/2021	N	1	3	2	15	930	110	0	C
10	2001	10/13/2021	N	1	3	2	15	945	128	0	C
10	2001	10/13/2021	N	1	3	2	15	1000	97	0	C
10	2001	10/13/2021	N	1	3	2	15	1015	105	0	C
10	2001	10/13/2021	N	1	3	2	15	1030	112	0	C
10	2001	10/13/2021	N	1	3	2	15	1045	100	0	C
10	2001	10/13/2021	N	1	3	2	15	1100	108	0	C
10	2001	10/13/2021	N	1	3	2	15	1115	102	0	C
10	2001	10/13/2021	N	1	3	2	15	1130	116	0	C
10	2001	10/13/2021	N	1	3	2	15	1145	124	0	C
10	2001	10/13/2021	N	1	3	2	15	1200	112	0	C
10	2001	10/13/2021	N	1	3	2	15	1215	113	0	C
10	2001	10/13/2021	N	1	3	2	15	1230	110	0	C
10	2001	10/13/2021	N	1	3	2	15	1245	115	0	C
10	2001	10/13/2021	N	1	3	2	15	1300	106	0	C
10	2001	10/13/2021	N	1	3	2	15	1315	108	0	C
10	2001	10/13/2021	N	1	3	2	15	1330	135	0	C
10	2001	10/13/2021	N	1	3	2	15	1345	133	0	C
10	2001	10/13/2021	N	1	3	2	15	1400	127	0	C
10	2001	10/13/2021	N	1	3	2	15	1415	146	0	C
10	2001	10/13/2021	N	1	3	2	15	1430	159	0	C
10	2001	10/13/2021	N	1	3	2	15	1445	142	0	C
10	2001	10/13/2021	N	1	3	2	15	1500	142	0	C
10	2001	10/13/2021	N	1	3	2	15	1515	177	0	C
10	2001	10/13/2021	N	1	3	2	15	1530	144	0	C
10	2001	10/13/2021	N	1	3	2	15	1545	178	0	C
10	2001	10/13/2021	N	1	3	2	15	1600	171	0	C
10	2001	10/13/2021	N	1	3	2	15	1615	180	0	C
10	2001	10/13/2021	N	1	3	2	15	1630	182	0	C
10	2001	10/13/2021	N	1	3	2	15	1645	152	0	C
10	2001	10/13/2021	N	1	3	2	15	1700	201	0	C
10	2001	10/13/2021	N	1	3	2	15	1715	196	0	C
10	2001	10/13/2021	N	1	3	2	15	1730	182	0	C
10	2001	10/13/2021	N	1	3	2	15	1745	178	0	C
10	2001	10/13/2021	N	1	3	2	15	1800	183	0	C

DocuSign Envelope ID: 00F7F873-2213-453E-A7D6-7A719BA1E281

10	2001	10/13/2021	N	1	3	2	15	1815	178	0	C
10	2001	10/13/2021	N	1	3	2	15	1830	183	0	C
10	2001	10/13/2021	N	1	3	2	15	1845	156	0	C
10	2001	10/13/2021	N	1	3	2	15	1900	150	0	C
10	2001	10/13/2021	N	1	3	2	15	1915	146	0	C
10	2001	10/13/2021	N	1	3	2	15	1930	127	0	C
10	2001	10/13/2021	N	1	3	2	15	1945	101	0	C
10	2001	10/13/2021	N	1	3	2	15	2000	110	0	C
10	2001	10/13/2021	N	1	3	2	15	2015	113	0	C
10	2001	10/13/2021	N	1	3	2	15	2030	86	0	C
10	2001	10/13/2021	N	1	3	2	15	2045	93	0	C
10	2001	10/13/2021	N	1	3	2	15	2100	90	0	C
10	2001	10/13/2021	N	1	3	2	15	2115	84	0	C
10	2001	10/13/2021	N	1	3	2	15	2130	84	0	C
10	2001	10/13/2021	N	1	3	2	15	2145	62	0	C
10	2001	10/13/2021	N	1	3	2	15	2200	58	0	C
10	2001	10/13/2021	N	1	3	2	15	2215	64	0	C
10	2001	10/13/2021	N	1	3	2	15	2230	16	0	C
10	2001	10/13/2021	N	1	3	2	15	2245	16	0	C
10	2001	10/13/2021	N	1	3	2	15	2300	8	0	C
10	2001	10/13/2021	N	2	3	2	15	15	47	0	C
10	2001	10/13/2021	N	2	3	2	15	30	56	0	C
10	2001	10/13/2021	N	2	3	2	15	45	36	0	C
10	2001	10/13/2021	N	2	3	2	15	100	36	0	C
10	2001	10/13/2021	N	2	3	2	15	115	27	0	C
10	2001	10/13/2021	N	2	3	2	15	130	27	0	C
10	2001	10/13/2021	N	2	3	2	15	145	33	0	C
10	2001	10/13/2021	N	2	3	2	15	200	20	0	C
10	2001	10/13/2021	N	2	3	2	15	215	24	0	C
10	2001	10/13/2021	N	2	3	2	15	230	22	0	C
10	2001	10/13/2021	N	2	3	2	15	245	20	0	C
10	2001	10/13/2021	N	2	3	2	15	300	29	0	C
10	2001	10/13/2021	N	2	3	2	15	315	18	0	C
10	2001	10/13/2021	N	2	3	2	15	330	14	0	C
10	2001	10/13/2021	N	2	3	2	15	345	16	0	C
10	2001	10/13/2021	N	2	3	2	15	400	34	0	C
10	2001	10/13/2021	N	2	3	2	15	415	25	0	C
10	2001	10/13/2021	N	2	3	2	15	430	36	0	C
10	2001	10/13/2021	N	2	3	2	15	445	27	0	C
10	2001	10/13/2021	N	2	3	2	15	500	48	0	C
10	2001	10/13/2021	N	2	3	2	15	515	50	0	C
10	2001	10/13/2021	N	2	3	2	15	530	60	0	C
10	2001	10/13/2021	N	2	3	2	15	545	69	0	C
10	2001	10/13/2021	N	2	3	2	15	600	102	0	C
10	2001	10/13/2021	N	2	3	2	15	615	129	0	C
10	2001	10/13/2021	N	2	3	2	15	630	140	0	C
10	2001	10/13/2021	N	2	3	2	15	645	169	0	C
10	2001	10/13/2021	N	2	3	2	15	700	180	0	C
10	2001	10/13/2021	N	2	3	2	15	715	147	0	C
10	2001	10/13/2021	N	2	3	2	15	730	177	0	C
10	2001	10/13/2021	N	2	3	2	15	745	176	0	C
10	2001	10/13/2021	N	2	3	2	15	800	182	0	C

DocuSign Envelope ID: 00F7F873-2213-453E-A7D6-7A719BA1E281

10	2001	10/13/2021	N	2	3	2	15	815	190	0	C
10	2001	10/13/2021	N	2	3	2	15	830	199	0	C
10	2001	10/13/2021	N	2	3	2	15	845	187	0	C
10	2001	10/13/2021	N	2	3	2	15	900	161	0	C
10	2001	10/13/2021	N	2	3	2	15	915	165	0	C
10	2001	10/13/2021	N	2	3	2	15	930	174	0	C
10	2001	10/13/2021	N	2	3	2	15	945	205	0	C
10	2001	10/13/2021	N	2	3	2	15	1000	173	0	C
10	2001	10/13/2021	N	2	3	2	15	1015	147	0	C
10	2001	10/13/2021	N	2	3	2	15	1030	171	0	C
10	2001	10/13/2021	N	2	3	2	15	1045	160	0	C
10	2001	10/13/2021	N	2	3	2	15	1100	177	0	C
10	2001	10/13/2021	N	2	3	2	15	1115	176	0	C
10	2001	10/13/2021	N	2	3	2	15	1130	194	0	C
10	2001	10/13/2021	N	2	3	2	15	1145	188	0	C
10	2001	10/13/2021	N	2	3	2	15	1200	184	0	C
10	2001	10/13/2021	N	2	3	2	15	1215	185	0	C
10	2001	10/13/2021	N	2	3	2	15	1230	194	0	C
10	2001	10/13/2021	N	2	3	2	15	1245	200	0	C
10	2001	10/13/2021	N	2	3	2	15	1300	217	0	C
10	2001	10/13/2021	N	2	3	2	15	1315	179	0	C
10	2001	10/13/2021	N	2	3	2	15	1330	200	0	C
10	2001	10/13/2021	N	2	3	2	15	1345	206	0	C
10	2001	10/13/2021	N	2	3	2	15	1400	191	0	C
10	2001	10/13/2021	N	2	3	2	15	1415	204	0	C
10	2001	10/13/2021	N	2	3	2	15	1430	227	0	C
10	2001	10/13/2021	N	2	3	2	15	1445	217	0	C
10	2001	10/13/2021	N	2	3	2	15	1500	225	0	C
10	2001	10/13/2021	N	2	3	2	15	1515	235	0	C
10	2001	10/13/2021	N	2	3	2	15	1530	240	0	C
10	2001	10/13/2021	N	2	3	2	15	1545	269	0	C
10	2001	10/13/2021	N	2	3	2	15	1600	261	0	C
10	2001	10/13/2021	N	2	3	2	15	1615	274	0	C
10	2001	10/13/2021	N	2	3	2	15	1630	260	0	C
10	2001	10/13/2021	N	2	3	2	15	1645	293	0	C
10	2001	10/13/2021	N	2	3	2	15	1700	272	0	C
10	2001	10/13/2021	N	2	3	2	15	1715	272	0	C
10	2001	10/13/2021	N	2	3	2	15	1730	283	0	C
10	2001	10/13/2021	N	2	3	2	15	1745	281	0	C
10	2001	10/13/2021	N	2	3	2	15	1800	256	0	C
10	2001	10/13/2021	N	2	3	2	15	1815	245	0	C
10	2001	10/13/2021	N	2	3	2	15	1830	258	0	C
10	2001	10/13/2021	N	2	3	2	15	1845	215	0	C
10	2001	10/13/2021	N	2	3	2	15	1900	220	0	C
10	2001	10/13/2021	N	2	3	2	15	1915	193	0	C
10	2001	10/13/2021	N	2	3	2	15	1930	197	0	C
10	2001	10/13/2021	N	2	3	2	15	1945	170	0	C
10	2001	10/13/2021	N	2	3	2	15	2000	158	0	C
10	2001	10/13/2021	N	2	3	2	15	2015	147	0	C
10	2001	10/13/2021	N	2	3	2	15	2030	165	0	C
10	2001	10/13/2021	N	2	3	2	15	2045	155	0	C
10	2001	10/13/2021	N	2	3	2	15	2100	152	0	C

DocuSign Envelope ID: 00F7F873-2213-453E-A7D6-7A719BA1E281

10	2001	10/13/2021	N	2	3	2	15	2115	137	0	C
10	2001	10/13/2021	N	2	3	2	15	2130	142	0	C
10	2001	10/13/2021	N	2	3	2	15	2145	105	0	C
10	2001	10/13/2021	N	2	3	2	15	2200	100	0	C
10	2001	10/13/2021	N	2	3	2	15	2215	103	0	C
10	2001	10/13/2021	N	2	3	2	15	2230	127	0	C
10	2001	10/13/2021	N	2	3	2	15	2245	110	0	C
10	2001	10/13/2021	N	2	3	2	15	2300	101	0	C
10	2001	10/13/2021	N	3	3	2	15	15	16	0	C
10	2001	10/13/2021	N	3	3	2	15	30	23	0	C
10	2001	10/13/2021	N	3	3	2	15	45	14	0	C
10	2001	10/13/2021	N	3	3	2	15	100	16	0	C
10	2001	10/13/2021	N	3	3	2	15	115	7	0	C
10	2001	10/13/2021	N	3	3	2	15	130	7	0	C
10	2001	10/13/2021	N	3	3	2	15	145	10	0	C
10	2001	10/13/2021	N	3	3	2	15	200	9	0	C
10	2001	10/13/2021	N	3	3	2	15	215	2	0	C
10	2001	10/13/2021	N	3	3	2	15	230	5	0	C
10	2001	10/13/2021	N	3	3	2	15	245	6	0	C
10	2001	10/13/2021	N	3	3	2	15	300	12	0	C
10	2001	10/13/2021	N	3	3	2	15	315	5	0	C
10	2001	10/13/2021	N	3	3	2	15	330	4	0	C
10	2001	10/13/2021	N	3	3	2	15	345	5	0	C
10	2001	10/13/2021	N	3	3	2	15	400	9	0	C
10	2001	10/13/2021	N	3	3	2	15	415	5	0	C
10	2001	10/13/2021	N	3	3	2	15	430	5	0	C
10	2001	10/13/2021	N	3	3	2	15	445	12	0	C
10	2001	10/13/2021	N	3	3	2	15	500	20	0	C
10	2001	10/13/2021	N	3	3	2	15	515	16	0	C
10	2001	10/13/2021	N	3	3	2	15	530	21	0	C
10	2001	10/13/2021	N	3	3	2	15	545	36	0	C
10	2001	10/13/2021	N	3	3	2	15	600	40	0	C
10	2001	10/13/2021	N	3	3	2	15	615	91	0	C
10	2001	10/13/2021	N	3	3	2	15	630	106	0	C
10	2001	10/13/2021	N	3	3	2	15	645	153	0	C
10	2001	10/13/2021	N	3	3	2	15	700	118	0	C
10	2001	10/13/2021	N	3	3	2	15	715	109	0	C
10	2001	10/13/2021	N	3	3	2	15	730	124	0	C
10	2001	10/13/2021	N	3	3	2	15	745	164	0	C
10	2001	10/13/2021	N	3	3	2	15	800	116	0	C
10	2001	10/13/2021	N	3	3	2	15	815	146	0	C
10	2001	10/13/2021	N	3	3	2	15	830	138	0	C
10	2001	10/13/2021	N	3	3	2	15	845	118	0	C
10	2001	10/13/2021	N	3	3	2	15	900	122	0	C
10	2001	10/13/2021	N	3	3	2	15	915	126	0	C
10	2001	10/13/2021	N	3	3	2	15	930	97	0	C
10	2001	10/13/2021	N	3	3	2	15	945	115	0	C
10	2001	10/13/2021	N	3	3	2	15	1000	104	0	C
10	2001	10/13/2021	N	3	3	2	15	1015	109	0	C
10	2001	10/13/2021	N	3	3	2	15	1030	109	0	C
10	2001	10/13/2021	N	3	3	2	15	1045	99	0	C
10	2001	10/13/2021	N	3	3	2	15	1100	105	0	C

DocuSign Envelope ID: 00F7F873-2213-453E-A7D6-7A719BA1E281

10	2001	10/13/2021	N	3	3	2	15	1115	116	0	C
10	2001	10/13/2021	N	3	3	2	15	1130	112	0	C
10	2001	10/13/2021	N	3	3	2	15	1145	113	0	C
10	2001	10/13/2021	N	3	3	2	15	1200	120	0	C
10	2001	10/13/2021	N	3	3	2	15	1215	124	0	C
10	2001	10/13/2021	N	3	3	2	15	1230	134	0	C
10	2001	10/13/2021	N	3	3	2	15	1245	129	0	C
10	2001	10/13/2021	N	3	3	2	15	1300	135	0	C
10	2001	10/13/2021	N	3	3	2	15	1315	120	0	C
10	2001	10/13/2021	N	3	3	2	15	1330	153	0	C
10	2001	10/13/2021	N	3	3	2	15	1345	145	0	C
10	2001	10/13/2021	N	3	3	2	15	1400	141	0	C
10	2001	10/13/2021	N	3	3	2	15	1415	163	0	C
10	2001	10/13/2021	N	3	3	2	15	1430	201	0	C
10	2001	10/13/2021	N	3	3	2	15	1445	193	0	C
10	2001	10/13/2021	N	3	3	2	15	1500	177	0	C
10	2001	10/13/2021	N	3	3	2	15	1515	233	0	C
10	2001	10/13/2021	N	3	3	2	15	1530	216	0	C
10	2001	10/13/2021	N	3	3	2	15	1545	269	0	C
10	2001	10/13/2021	N	3	3	2	15	1600	276	0	C
10	2001	10/13/2021	N	3	3	2	15	1615	277	0	C
10	2001	10/13/2021	N	3	3	2	15	1630	279	0	C
10	2001	10/13/2021	N	3	3	2	15	1645	310	0	C
10	2001	10/13/2021	N	3	3	2	15	1700	283	0	C
10	2001	10/13/2021	N	3	3	2	15	1715	303	0	C
10	2001	10/13/2021	N	3	3	2	15	1730	329	0	C
10	2001	10/13/2021	N	3	3	2	15	1745	305	0	C
10	2001	10/13/2021	N	3	3	2	15	1800	253	0	C
10	2001	10/13/2021	N	3	3	2	15	1815	253	0	C
10	2001	10/13/2021	N	3	3	2	15	1830	250	0	C
10	2001	10/13/2021	N	3	3	2	15	1845	224	0	C
10	2001	10/13/2021	N	3	3	2	15	1900	226	0	C
10	2001	10/13/2021	N	3	3	2	15	1915	165	0	C
10	2001	10/13/2021	N	3	3	2	15	1930	156	0	C
10	2001	10/13/2021	N	3	3	2	15	1945	128	0	C
10	2001	10/13/2021	N	3	3	2	15	2000	117	0	C
10	2001	10/13/2021	N	3	3	2	15	2015	121	0	C
10	2001	10/13/2021	N	3	3	2	15	2030	105	0	C
10	2001	10/13/2021	N	3	3	2	15	2045	97	0	C
10	2001	10/13/2021	N	3	3	2	15	2100	83	0	C
10	2001	10/13/2021	N	3	3	2	15	2115	97	0	C
10	2001	10/13/2021	N	3	3	2	15	2130	89	0	C
10	2001	10/13/2021	N	3	3	2	15	2145	75	0	C
10	2001	10/13/2021	N	3	3	2	15	2200	58	0	C
10	2001	10/13/2021	N	3	3	2	15	2215	48	0	C
10	2001	10/13/2021	N	3	3	2	15	2230	61	0	C
10	2001	10/13/2021	N	3	3	2	15	2245	44	0	C
10	2001	10/13/2021	N	3	3	2	15	2300	51	0	C
10	2001	10/13/2021	S	1	3	2	15	15	18	0	C
10	2001	10/13/2021	S	1	3	2	15	30	15	0	C
10	2001	10/13/2021	S	1	3	2	15	45	16	0	C
10	2001	10/13/2021	S	1	3	2	15	100	9	0	C

DocuSign Envelope ID: 00F7F873-2213-453E-A7D6-7A719BA1E281

10	2001	10/13/2021	S	1	3	2	15	115	11	0	C
10	2001	10/13/2021	S	1	3	2	15	130	13	0	C
10	2001	10/13/2021	S	1	3	2	15	145	11	0	C
10	2001	10/13/2021	S	1	3	2	15	200	14	0	C
10	2001	10/13/2021	S	1	3	2	15	215	10	0	C
10	2001	10/13/2021	S	1	3	2	15	230	16	0	C
10	2001	10/13/2021	S	1	3	2	15	245	8	0	C
10	2001	10/13/2021	S	1	3	2	15	300	13	0	C
10	2001	10/13/2021	S	1	3	2	15	315	13	0	C
10	2001	10/13/2021	S	1	3	2	15	330	11	0	C
10	2001	10/13/2021	S	1	3	2	15	345	11	0	C
10	2001	10/13/2021	S	1	3	2	15	400	15	0	C
10	2001	10/13/2021	S	1	3	2	15	415	20	0	C
10	2001	10/13/2021	S	1	3	2	15	430	37	0	C
10	2001	10/13/2021	S	1	3	2	15	445	32	0	C
10	2001	10/13/2021	S	1	3	2	15	500	36	0	C
10	2001	10/13/2021	S	1	3	2	15	515	53	0	C
10	2001	10/13/2021	S	1	3	2	15	530	71	0	C
10	2001	10/13/2021	S	1	3	2	15	545	91	0	C
10	2001	10/13/2021	S	1	3	2	15	600	119	0	C
10	2001	10/13/2021	S	1	3	2	15	615	108	0	C
10	2001	10/13/2021	S	1	3	2	15	630	140	0	C
10	2001	10/13/2021	S	1	3	2	15	645	184	0	C
10	2001	10/13/2021	S	1	3	2	15	700	174	0	C
10	2001	10/13/2021	S	1	3	2	15	715	203	0	C
10	2001	10/13/2021	S	1	3	2	15	730	213	0	C
10	2001	10/13/2021	S	1	3	2	15	745	231	0	C
10	2001	10/13/2021	S	1	3	2	15	800	181	0	C
10	2001	10/13/2021	S	1	3	2	15	815	146	0	C
10	2001	10/13/2021	S	1	3	2	15	830	147	0	C
10	2001	10/13/2021	S	1	3	2	15	845	155	0	C
10	2001	10/13/2021	S	1	3	2	15	900	156	0	C
10	2001	10/13/2021	S	1	3	2	15	915	137	0	C
10	2001	10/13/2021	S	1	3	2	15	930	132	0	C
10	2001	10/13/2021	S	1	3	2	15	945	140	0	C
10	2001	10/13/2021	S	1	3	2	15	1000	143	0	C
10	2001	10/13/2021	S	1	3	2	15	1015	111	0	C
10	2001	10/13/2021	S	1	3	2	15	1030	140	0	C
10	2001	10/13/2021	S	1	3	2	15	1045	129	0	C
10	2001	10/13/2021	S	1	3	2	15	1100	123	0	C
10	2001	10/13/2021	S	1	3	2	15	1115	148	0	C
10	2001	10/13/2021	S	1	3	2	15	1130	152	0	C
10	2001	10/13/2021	S	1	3	2	15	1145	139	0	C
10	2001	10/13/2021	S	1	3	2	15	1200	128	0	C
10	2001	10/13/2021	S	1	3	2	15	1215	145	0	C
10	2001	10/13/2021	S	1	3	2	15	1230	137	0	C
10	2001	10/13/2021	S	1	3	2	15	1245	121	0	C
10	2001	10/13/2021	S	1	3	2	15	1300	136	0	C
10	2001	10/13/2021	S	1	3	2	15	1315	118	0	C
10	2001	10/13/2021	S	1	3	2	15	1330	141	0	C
10	2001	10/13/2021	S	1	3	2	15	1345	119	0	C
10	2001	10/13/2021	S	1	3	2	15	1400	128	0	C

DocuSign Envelope ID: 00F7F873-2213-453E-A7D6-7A719BA1E281

10	2001	10/13/2021	S	1	3	2	15	1415	126	0	C
10	2001	10/13/2021	S	1	3	2	15	1430	142	0	C
10	2001	10/13/2021	S	1	3	2	15	1445	137	0	C
10	2001	10/13/2021	S	1	3	2	15	1500	129	0	C
10	2001	10/13/2021	S	1	3	2	15	1515	134	0	C
10	2001	10/13/2021	S	1	3	2	15	1530	141	0	C
10	2001	10/13/2021	S	1	3	2	15	1545	136	0	C
10	2001	10/13/2021	S	1	3	2	15	1600	125	0	C
10	2001	10/13/2021	S	1	3	2	15	1615	134	0	C
10	2001	10/13/2021	S	1	3	2	15	1630	96	0	C
10	2001	10/13/2021	S	1	3	2	15	1645	132	0	C
10	2001	10/13/2021	S	1	3	2	15	1700	125	0	C
10	2001	10/13/2021	S	1	3	2	15	1715	125	0	C
10	2001	10/13/2021	S	1	3	2	15	1730	130	0	C
10	2001	10/13/2021	S	1	3	2	15	1745	144	0	C
10	2001	10/13/2021	S	1	3	2	15	1800	150	0	C
10	2001	10/13/2021	S	1	3	2	15	1815	118	0	C
10	2001	10/13/2021	S	1	3	2	15	1830	121	0	C
10	2001	10/13/2021	S	1	3	2	15	1845	108	0	C
10	2001	10/13/2021	S	1	3	2	15	1900	118	0	C
10	2001	10/13/2021	S	1	3	2	15	1915	102	0	C
10	2001	10/13/2021	S	1	3	2	15	1930	100	0	C
10	2001	10/13/2021	S	1	3	2	15	1945	96	0	C
10	2001	10/13/2021	S	1	3	2	15	2000	93	0	C
10	2001	10/13/2021	S	1	3	2	15	2015	85	0	C
10	2001	10/13/2021	S	1	3	2	15	2030	77	0	C
10	2001	10/13/2021	S	1	3	2	15	2045	74	0	C
10	2001	10/13/2021	S	1	3	2	15	2100	68	0	C
10	2001	10/13/2021	S	1	3	2	15	2115	63	0	C
10	2001	10/13/2021	S	1	3	2	15	2130	51	0	C
10	2001	10/13/2021	S	1	3	2	15	2145	44	0	C
10	2001	10/13/2021	S	1	3	2	15	2200	46	0	C
10	2001	10/13/2021	S	1	3	2	15	2215	39	0	C
10	2001	10/13/2021	S	1	3	2	15	2230	40	0	C
10	2001	10/13/2021	S	1	3	2	15	2245	34	0	C
10	2001	10/13/2021	S	1	3	2	15	2300	35	0	C
10	2001	10/13/2021	S	2	3	2	15	15	35	0	C
10	2001	10/13/2021	S	2	3	2	15	30	21	0	C
10	2001	10/13/2021	S	2	3	2	15	45	32	0	C
10	2001	10/13/2021	S	2	3	2	15	100	16	0	C
10	2001	10/13/2021	S	2	3	2	15	115	20	0	C
10	2001	10/13/2021	S	2	3	2	15	130	25	0	C
10	2001	10/13/2021	S	2	3	2	15	145	22	0	C
10	2001	10/13/2021	S	2	3	2	15	200	18	0	C
10	2001	10/13/2021	S	2	3	2	15	215	20	0	C
10	2001	10/13/2021	S	2	3	2	15	230	19	0	C
10	2001	10/13/2021	S	2	3	2	15	245	20	0	C
10	2001	10/13/2021	S	2	3	2	15	300	20	0	C
10	2001	10/13/2021	S	2	3	2	15	315	26	0	C
10	2001	10/13/2021	S	2	3	2	15	330	42	0	C
10	2001	10/13/2021	S	2	3	2	15	345	21	0	C
10	2001	10/13/2021	S	2	3	2	15	400	38	0	C

DocuSign Envelope ID: 00F7F873-2213-453E-A7D6-7A719BA1E281

10	2001	10/13/2021	S	2	3	2	15	415	32	0	C
10	2001	10/13/2021	S	2	3	2	15	430	51	0	C
10	2001	10/13/2021	S	2	3	2	15	445	56	0	C
10	2001	10/13/2021	S	2	3	2	15	500	68	0	C
10	2001	10/13/2021	S	2	3	2	15	515	88	0	C
10	2001	10/13/2021	S	2	3	2	15	530	133	0	C
10	2001	10/13/2021	S	2	3	2	15	545	155	0	C
10	2001	10/13/2021	S	2	3	2	15	600	167	0	C
10	2001	10/13/2021	S	2	3	2	15	615	205	0	C
10	2001	10/13/2021	S	2	3	2	15	630	253	0	C
10	2001	10/13/2021	S	2	3	2	15	645	249	0	C
10	2001	10/13/2021	S	2	3	2	15	700	264	0	C
10	2001	10/13/2021	S	2	3	2	15	715	308	0	C
10	2001	10/13/2021	S	2	3	2	15	730	325	0	C
10	2001	10/13/2021	S	2	3	2	15	745	303	0	C
10	2001	10/13/2021	S	2	3	2	15	800	269	0	C
10	2001	10/13/2021	S	2	3	2	15	815	238	0	C
10	2001	10/13/2021	S	2	3	2	15	830	244	0	C
10	2001	10/13/2021	S	2	3	2	15	845	235	0	C
10	2001	10/13/2021	S	2	3	2	15	900	236	0	C
10	2001	10/13/2021	S	2	3	2	15	915	215	0	C
10	2001	10/13/2021	S	2	3	2	15	930	204	0	C
10	2001	10/13/2021	S	2	3	2	15	945	224	0	C
10	2001	10/13/2021	S	2	3	2	15	1000	221	0	C
10	2001	10/13/2021	S	2	3	2	15	1015	211	0	C
10	2001	10/13/2021	S	2	3	2	15	1030	210	0	C
10	2001	10/13/2021	S	2	3	2	15	1045	231	0	C
10	2001	10/13/2021	S	2	3	2	15	1100	213	0	C
10	2001	10/13/2021	S	2	3	2	15	1115	191	0	C
10	2001	10/13/2021	S	2	3	2	15	1130	175	0	C
10	2001	10/13/2021	S	2	3	2	15	1145	172	0	C
10	2001	10/13/2021	S	2	3	2	15	1200	180	0	C
10	2001	10/13/2021	S	2	3	2	15	1215	192	0	C
10	2001	10/13/2021	S	2	3	2	15	1230	185	0	C
10	2001	10/13/2021	S	2	3	2	15	1245	178	0	C
10	2001	10/13/2021	S	2	3	2	15	1300	169	0	C
10	2001	10/13/2021	S	2	3	2	15	1315	181	0	C
10	2001	10/13/2021	S	2	3	2	15	1330	177	0	C
10	2001	10/13/2021	S	2	3	2	15	1345	206	0	C
10	2001	10/13/2021	S	2	3	2	15	1400	192	0	C
10	2001	10/13/2021	S	2	3	2	15	1415	181	0	C
10	2001	10/13/2021	S	2	3	2	15	1430	206	0	C
10	2001	10/13/2021	S	2	3	2	15	1445	175	0	C
10	2001	10/13/2021	S	2	3	2	15	1500	209	0	C
10	2001	10/13/2021	S	2	3	2	15	1515	198	0	C
10	2001	10/13/2021	S	2	3	2	15	1530	204	0	C
10	2001	10/13/2021	S	2	3	2	15	1545	185	0	C
10	2001	10/13/2021	S	2	3	2	15	1600	183	0	C
10	2001	10/13/2021	S	2	3	2	15	1615	189	0	C
10	2001	10/13/2021	S	2	3	2	15	1630	172	0	C
10	2001	10/13/2021	S	2	3	2	15	1645	171	0	C
10	2001	10/13/2021	S	2	3	2	15	1700	194	0	C

DocuSign Envelope ID: 00F7F873-2213-453E-A7D6-7A719BA1E281

10	2001	10/13/2021	S	2	3	2	15	1715	182	0	C
10	2001	10/13/2021	S	2	3	2	15	1730	196	0	C
10	2001	10/13/2021	S	2	3	2	15	1745	209	0	C
10	2001	10/13/2021	S	2	3	2	15	1800	225	0	C
10	2001	10/13/2021	S	2	3	2	15	1815	193	0	C
10	2001	10/13/2021	S	2	3	2	15	1830	175	0	C
10	2001	10/13/2021	S	2	3	2	15	1845	172	0	C
10	2001	10/13/2021	S	2	3	2	15	1900	156	0	C
10	2001	10/13/2021	S	2	3	2	15	1915	151	0	C
10	2001	10/13/2021	S	2	3	2	15	1930	151	0	C
10	2001	10/13/2021	S	2	3	2	15	1945	127	0	C
10	2001	10/13/2021	S	2	3	2	15	2000	132	0	C
10	2001	10/13/2021	S	2	3	2	15	2015	120	0	C
10	2001	10/13/2021	S	2	3	2	15	2030	122	0	C
10	2001	10/13/2021	S	2	3	2	15	2045	107	0	C
10	2001	10/13/2021	S	2	3	2	15	2100	99	0	C
10	2001	10/13/2021	S	2	3	2	15	2115	86	0	C
10	2001	10/13/2021	S	2	3	2	15	2130	72	0	C
10	2001	10/13/2021	S	2	3	2	15	2145	63	0	C
10	2001	10/13/2021	S	2	3	2	15	2200	74	0	C
10	2001	10/13/2021	S	2	3	2	15	2215	62	0	C
10	2001	10/13/2021	S	2	3	2	15	2230	61	0	C
10	2001	10/13/2021	S	2	3	2	15	2245	75	0	C
10	2001	10/13/2021	S	2	3	2	15	2300	52	0	C
10	2001	10/13/2021	S	3	3	2	15	15	6	0	C
10	2001	10/13/2021	S	3	3	2	15	30	8	0	C
10	2001	10/13/2021	S	3	3	2	15	45	5	0	C
10	2001	10/13/2021	S	3	3	2	15	100	6	0	C
10	2001	10/13/2021	S	3	3	2	15	115	3	0	C
10	2001	10/13/2021	S	3	3	2	15	130	4	0	C
10	2001	10/13/2021	S	3	3	2	15	145	5	0	C
10	2001	10/13/2021	S	3	3	2	15	200	3	0	C
10	2001	10/13/2021	S	3	3	2	15	215	5	0	C
10	2001	10/13/2021	S	3	3	2	15	230	1	0	C
10	2001	10/13/2021	S	3	3	2	15	245	3	0	C
10	2001	10/13/2021	S	3	3	2	15	300	6	0	C
10	2001	10/13/2021	S	3	3	2	15	315	7	0	C
10	2001	10/13/2021	S	3	3	2	15	330	7	0	C
10	2001	10/13/2021	S	3	3	2	15	345	8	0	C
10	2001	10/13/2021	S	3	3	2	15	400	10	0	C
10	2001	10/13/2021	S	3	3	2	15	415	7	0	C
10	2001	10/13/2021	S	3	3	2	15	430	16	0	C
10	2001	10/13/2021	S	3	3	2	15	445	22	0	C
10	2001	10/13/2021	S	3	3	2	15	500	33	0	C
10	2001	10/13/2021	S	3	3	2	15	515	51	0	C
10	2001	10/13/2021	S	3	3	2	15	530	78	0	C
10	2001	10/13/2021	S	3	3	2	15	545	113	0	C
10	2001	10/13/2021	S	3	3	2	15	600	172	0	C
10	2001	10/13/2021	S	3	3	2	15	615	205	0	C
10	2001	10/13/2021	S	3	3	2	15	630	304	0	C
10	2001	10/13/2021	S	3	3	2	15	645	286	0	C
10	2001	10/13/2021	S	3	3	2	15	700	295	0	C

DocuSign Envelope ID: 00F7F873-2213-453E-A7D6-7A719BA1E281

10	2001	10/13/2021	S	3	3	2	15	715	346	0	C
10	2001	10/13/2021	S	3	3	2	15	730	340	0	C
10	2001	10/13/2021	S	3	3	2	15	745	304	0	C
10	2001	10/13/2021	S	3	3	2	15	800	245	0	C
10	2001	10/13/2021	S	3	3	2	15	815	208	0	C
10	2001	10/13/2021	S	3	3	2	15	830	204	0	C
10	2001	10/13/2021	S	3	3	2	15	845	208	0	C
10	2001	10/13/2021	S	3	3	2	15	900	189	0	C
10	2001	10/13/2021	S	3	3	2	15	915	158	0	C
10	2001	10/13/2021	S	3	3	2	15	930	127	0	C
10	2001	10/13/2021	S	3	3	2	15	945	163	0	C
10	2001	10/13/2021	S	3	3	2	15	1000	165	0	C
10	2001	10/13/2021	S	3	3	2	15	1015	128	0	C
10	2001	10/13/2021	S	3	3	2	15	1030	144	0	C
10	2001	10/13/2021	S	3	3	2	15	1045	156	0	C
10	2001	10/13/2021	S	3	3	2	15	1100	134	0	C
10	2001	10/13/2021	S	3	3	2	15	1115	139	0	C
10	2001	10/13/2021	S	3	3	2	15	1130	140	0	C
10	2001	10/13/2021	S	3	3	2	15	1145	120	0	C
10	2001	10/13/2021	S	3	3	2	15	1200	116	0	C
10	2001	10/13/2021	S	3	3	2	15	1215	117	0	C
10	2001	10/13/2021	S	3	3	2	15	1230	134	0	C
10	2001	10/13/2021	S	3	3	2	15	1245	104	0	C
10	2001	10/13/2021	S	3	3	2	15	1300	128	0	C
10	2001	10/13/2021	S	3	3	2	15	1315	117	0	C
10	2001	10/13/2021	S	3	3	2	15	1330	126	0	C
10	2001	10/13/2021	S	3	3	2	15	1345	117	0	C
10	2001	10/13/2021	S	3	3	2	15	1400	137	0	C
10	2001	10/13/2021	S	3	3	2	15	1415	131	0	C
10	2001	10/13/2021	S	3	3	2	15	1430	142	0	C
10	2001	10/13/2021	S	3	3	2	15	1445	126	0	C
10	2001	10/13/2021	S	3	3	2	15	1500	148	0	C
10	2001	10/13/2021	S	3	3	2	15	1515	145	0	C
10	2001	10/13/2021	S	3	3	2	15	1530	166	0	C
10	2001	10/13/2021	S	3	3	2	15	1545	149	0	C
10	2001	10/13/2021	S	3	3	2	15	1600	139	0	C
10	2001	10/13/2021	S	3	3	2	15	1615	131	0	C
10	2001	10/13/2021	S	3	3	2	15	1630	123	0	C
10	2001	10/13/2021	S	3	3	2	15	1645	134	0	C
10	2001	10/13/2021	S	3	3	2	15	1700	129	0	C
10	2001	10/13/2021	S	3	3	2	15	1715	154	0	C
10	2001	10/13/2021	S	3	3	2	15	1730	151	0	C
10	2001	10/13/2021	S	3	3	2	15	1745	175	0	C
10	2001	10/13/2021	S	3	3	2	15	1800	175	0	C
10	2001	10/13/2021	S	3	3	2	15	1815	139	0	C
10	2001	10/13/2021	S	3	3	2	15	1830	120	0	C
10	2001	10/13/2021	S	3	3	2	15	1845	90	0	C
10	2001	10/13/2021	S	3	3	2	15	1900	123	0	C
10	2001	10/13/2021	S	3	3	2	15	1915	97	0	C
10	2001	10/13/2021	S	3	3	2	15	1930	92	0	C
10	2001	10/13/2021	S	3	3	2	15	1945	74	0	C
10	2001	10/13/2021	S	3	3	2	15	2000	81	0	C

DocuSign Envelope ID: 00F7F873-2213-453E-A7D6-7A719BA1E281

10	2001	10/13/2021	S	3	3	2	15	2015	64	0	C
10	2001	10/13/2021	S	3	3	2	15	2030	67	0	C
10	2001	10/13/2021	S	3	3	2	15	2045	54	0	C
10	2001	10/13/2021	S	3	3	2	15	2100	47	0	C
10	2001	10/13/2021	S	3	3	2	15	2115	37	0	C
10	2001	10/13/2021	S	3	3	2	15	2130	35	0	C
10	2001	10/13/2021	S	3	3	2	15	2145	41	0	C
10	2001	10/13/2021	S	3	3	2	15	2200	29	0	C
10	2001	10/13/2021	S	3	3	2	15	2215	25	0	C
10	2001	10/13/2021	S	3	3	2	15	2230	37	0	C
10	2001	10/13/2021	S	3	3	2	15	2245	28	0	C
10	2001	10/13/2021	S	3	3	2	15	2300	28	0	C

DocuSign Envelope ID: 00F7F873-2213-453E-A7D6-7A719BA1E281

140156_I-75 North of Apex

County	Site No.	Date	Direction	Lane			Interval	Start Time	15-Min Vol		
14	156	10/18/2021	N	1	2	2	15	1215	66	0	C
14	156	10/18/2021	N	1	2	2	15	1230	64	0	C
14	156	10/18/2021	N	1	2	2	15	1245	74	0	C
14	156	10/18/2021	N	1	2	2	15	1300	65	0	C
14	156	10/18/2021	N	1	2	2	15	1315	69	0	C
14	156	10/18/2021	N	1	2	2	15	1330	56	0	C
14	156	10/18/2021	N	1	2	2	15	1345	66	0	C
14	156	10/18/2021	N	1	2	2	15	1400	64	0	C
14	156	10/18/2021	N	1	2	2	15	1415	71	0	C
14	156	10/18/2021	N	1	2	2	15	1430	60	0	C
14	156	10/18/2021	N	1	2	2	15	1445	71	0	C
14	156	10/18/2021	N	1	2	2	15	1500	83	0	C
14	156	10/18/2021	N	1	2	2	15	1515	78	0	C
14	156	10/18/2021	N	1	2	2	15	1530	82	0	C
14	156	10/18/2021	N	1	2	2	15	1545	94	0	C
14	156	10/18/2021	N	1	2	2	15	1600	75	0	C
14	156	10/18/2021	N	1	2	2	15	1615	90	0	C
14	156	10/18/2021	N	1	2	2	15	1630	81	0	C
14	156	10/18/2021	N	1	2	2	15	1645	110	0	C
14	156	10/18/2021	N	1	2	2	15	1700	108	0	C
14	156	10/18/2021	N	1	2	2	15	1715	96	0	C
14	156	10/18/2021	N	1	2	2	15	1730	85	0	C
14	156	10/18/2021	N	1	2	2	15	1745	69	0	C
14	156	10/18/2021	N	1	2	2	15	1800	76	0	C
14	156	10/18/2021	N	1	2	2	15	1815	81	0	C
14	156	10/18/2021	N	1	2	2	15	1830	75	0	C
14	156	10/18/2021	N	1	2	2	15	1845	71	0	C
14	156	10/18/2021	N	1	2	2	15	1900	74	0	C
14	156	10/18/2021	N	1	2	2	15	1915	66	0	C
14	156	10/18/2021	N	1	2	2	15	1930	59	0	C
14	156	10/18/2021	N	1	2	2	15	1945	57	0	C
14	156	10/18/2021	N	1	2	2	15	2000	65	0	C
14	156	10/18/2021	N	1	2	2	15	2015	60	0	C
14	156	10/18/2021	N	1	2	2	15	2030	77	0	C
14	156	10/18/2021	N	1	2	2	15	2045	50	0	C
14	156	10/18/2021	N	1	2	2	15	2100	56	0	C
14	156	10/18/2021	N	1	2	2	15	2115	48	0	C
14	156	10/18/2021	N	1	2	2	15	2130	25	0	C
14	156	10/18/2021	N	1	2	2	15	2145	36	0	C
14	156	10/18/2021	N	1	2	2	15	2200	30	0	C
14	156	10/18/2021	N	1	2	2	15	2215	36	0	C
14	156	10/18/2021	N	1	2	2	15	2230	25	0	C
14	156	10/18/2021	N	1	2	2	15	2245	29	0	C
14	156	10/18/2021	N	1	2	2	15	2300	21	0	C
14	156	10/18/2021	N	1	2	2	15	2315	18	0	C
14	156	10/18/2021	N	1	2	2	15	2330	15	0	C
14	156	10/18/2021	N	1	2	2	15	2345	15	0	C
14	156	10/18/2021	N	1	2	2	15	2400	14	0	C

DocuSign Envelope ID: 00F7F873-2213-453E-A7D6-7A719BA1E281

14	156	10/18/2021	N	2	2	2	15	1215	130	0	C
14	156	10/18/2021	N	2	2	2	15	1230	157	0	C
14	156	10/18/2021	N	2	2	2	15	1245	134	0	C
14	156	10/18/2021	N	2	2	2	15	1300	134	0	C
14	156	10/18/2021	N	2	2	2	15	1315	139	0	C
14	156	10/18/2021	N	2	2	2	15	1330	139	0	C
14	156	10/18/2021	N	2	2	2	15	1345	134	0	C
14	156	10/18/2021	N	2	2	2	15	1400	135	0	C
14	156	10/18/2021	N	2	2	2	15	1415	136	0	C
14	156	10/18/2021	N	2	2	2	15	1430	147	0	C
14	156	10/18/2021	N	2	2	2	15	1445	160	0	C
14	156	10/18/2021	N	2	2	2	15	1500	156	0	C
14	156	10/18/2021	N	2	2	2	15	1515	171	0	C
14	156	10/18/2021	N	2	2	2	15	1530	191	0	C
14	156	10/18/2021	N	2	2	2	15	1545	186	0	C
14	156	10/18/2021	N	2	2	2	15	1600	230	0	C
14	156	10/18/2021	N	2	2	2	15	1615	189	0	C
14	156	10/18/2021	N	2	2	2	15	1630	191	0	C
14	156	10/18/2021	N	2	2	2	15	1645	199	0	C
14	156	10/18/2021	N	2	2	2	15	1700	211	0	C
14	156	10/18/2021	N	2	2	2	15	1715	198	0	C
14	156	10/18/2021	N	2	2	2	15	1730	186	0	C
14	156	10/18/2021	N	2	2	2	15	1745	179	0	C
14	156	10/18/2021	N	2	2	2	15	1800	187	0	C
14	156	10/18/2021	N	2	2	2	15	1815	174	0	C
14	156	10/18/2021	N	2	2	2	15	1830	163	0	C
14	156	10/18/2021	N	2	2	2	15	1845	156	0	C
14	156	10/18/2021	N	2	2	2	15	1900	161	0	C
14	156	10/18/2021	N	2	2	2	15	1915	132	0	C
14	156	10/18/2021	N	2	2	2	15	1930	118	0	C
14	156	10/18/2021	N	2	2	2	15	1945	112	0	C
14	156	10/18/2021	N	2	2	2	15	2000	93	0	C
14	156	10/18/2021	N	2	2	2	15	2015	92	0	C
14	156	10/18/2021	N	2	2	2	15	2030	102	0	C
14	156	10/18/2021	N	2	2	2	15	2045	83	0	C
14	156	10/18/2021	N	2	2	2	15	2100	75	0	C
14	156	10/18/2021	N	2	2	2	15	2115	76	0	C
14	156	10/18/2021	N	2	2	2	15	2130	64	0	C
14	156	10/18/2021	N	2	2	2	15	2145	64	0	C
14	156	10/18/2021	N	2	2	2	15	2200	44	0	C
14	156	10/18/2021	N	2	2	2	15	2215	55	0	C
14	156	10/18/2021	N	2	2	2	15	2230	44	0	C
14	156	10/18/2021	N	2	2	2	15	2245	46	0	C
14	156	10/18/2021	N	2	2	2	15	2300	39	0	C
14	156	10/18/2021	N	2	2	2	15	2315	36	0	C
14	156	10/18/2021	N	2	2	2	15	2330	39	0	C
14	156	10/18/2021	N	2	2	2	15	2345	38	0	C
14	156	10/18/2021	N	2	2	2	15	2400	31	0	C
14	156	10/18/2021	N	3	2	2	15	1215	147	0	C
14	156	10/18/2021	N	3	2	2	15	1230	131	0	C
14	156	10/18/2021	N	3	2	2	15	1245	153	0	C
14	156	10/18/2021	N	3	2	2	15	1300	156	0	C

DocuSign Envelope ID: 00F7F873-2213-453E-A7D6-7A719BA1E281

14	156	10/18/2021	N	3	2	2	15	1315	127	0	C
14	156	10/18/2021	N	3	2	2	15	1330	137	0	C
14	156	10/18/2021	N	3	2	2	15	1345	139	0	C
14	156	10/18/2021	N	3	2	2	15	1400	149	0	C
14	156	10/18/2021	N	3	2	2	15	1415	129	0	C
14	156	10/18/2021	N	3	2	2	15	1430	154	0	C
14	156	10/18/2021	N	3	2	2	15	1445	158	0	C
14	156	10/18/2021	N	3	2	2	15	1500	171	0	C
14	156	10/18/2021	N	3	2	2	15	1515	156	0	C
14	156	10/18/2021	N	3	2	2	15	1530	195	0	C
14	156	10/18/2021	N	3	2	2	15	1545	209	0	C
14	156	10/18/2021	N	3	2	2	15	1600	177	0	C
14	156	10/18/2021	N	3	2	2	15	1615	189	0	C
14	156	10/18/2021	N	3	2	2	15	1630	195	0	C
14	156	10/18/2021	N	3	2	2	15	1645	193	0	C
14	156	10/18/2021	N	3	2	2	15	1700	198	0	C
14	156	10/18/2021	N	3	2	2	15	1715	204	0	C
14	156	10/18/2021	N	3	2	2	15	1730	180	0	C
14	156	10/18/2021	N	3	2	2	15	1745	133	0	C
14	156	10/18/2021	N	3	2	2	15	1800	148	0	C
14	156	10/18/2021	N	3	2	2	15	1815	146	0	C
14	156	10/18/2021	N	3	2	2	15	1830	161	0	C
14	156	10/18/2021	N	3	2	2	15	1845	139	0	C
14	156	10/18/2021	N	3	2	2	15	1900	105	0	C
14	156	10/18/2021	N	3	2	2	15	1915	106	0	C
14	156	10/18/2021	N	3	2	2	15	1930	80	0	C
14	156	10/18/2021	N	3	2	2	15	1945	84	0	C
14	156	10/18/2021	N	3	2	2	15	2000	59	0	C
14	156	10/18/2021	N	3	2	2	15	2015	74	0	C
14	156	10/18/2021	N	3	2	2	15	2030	57	0	C
14	156	10/18/2021	N	3	2	2	15	2045	71	0	C
14	156	10/18/2021	N	3	2	2	15	2100	57	0	C
14	156	10/18/2021	N	3	2	2	15	2115	55	0	C
14	156	10/18/2021	N	3	2	2	15	2130	44	0	C
14	156	10/18/2021	N	3	2	2	15	2145	69	0	C
14	156	10/18/2021	N	3	2	2	15	2200	50	0	C
14	156	10/18/2021	N	3	2	2	15	2215	39	0	C
14	156	10/18/2021	N	3	2	2	15	2230	27	0	C
14	156	10/18/2021	N	3	2	2	15	2245	31	0	C
14	156	10/18/2021	N	3	2	2	15	2300	26	0	C
14	156	10/18/2021	N	3	2	2	15	2315	25	0	C
14	156	10/18/2021	N	3	2	2	15	2330	18	0	C
14	156	10/18/2021	N	3	2	2	15	2345	11	0	C
14	156	10/18/2021	N	3	2	2	15	2400	16	0	C
14	156	10/18/2021	N	4	2	2	15	1215	160	0	C
14	156	10/18/2021	N	4	2	2	15	1230	186	0	C
14	156	10/18/2021	N	4	2	2	15	1245	188	0	C
14	156	10/18/2021	N	4	2	2	15	1300	196	0	C
14	156	10/18/2021	N	4	2	2	15	1315	175	0	C
14	156	10/18/2021	N	4	2	2	15	1330	169	0	C
14	156	10/18/2021	N	4	2	2	15	1345	182	0	C
14	156	10/18/2021	N	4	2	2	15	1400	173	0	C

DocuSign Envelope ID: 00F7F873-2213-453E-A7D6-7A719BA1E281

14	156	10/18/2021	N	4	2	2	15	1415	173	0	C
14	156	10/18/2021	N	4	2	2	15	1430	176	0	C
14	156	10/18/2021	N	4	2	2	15	1445	194	0	C
14	156	10/18/2021	N	4	2	2	15	1500	220	0	C
14	156	10/18/2021	N	4	2	2	15	1515	202	0	C
14	156	10/18/2021	N	4	2	2	15	1530	198	0	C
14	156	10/18/2021	N	4	2	2	15	1545	229	0	C
14	156	10/18/2021	N	4	2	2	15	1600	229	0	C
14	156	10/18/2021	N	4	2	2	15	1615	244	0	C
14	156	10/18/2021	N	4	2	2	15	1630	221	0	C
14	156	10/18/2021	N	4	2	2	15	1645	225	0	C
14	156	10/18/2021	N	4	2	2	15	1700	241	0	C
14	156	10/18/2021	N	4	2	2	15	1715	225	0	C
14	156	10/18/2021	N	4	2	2	15	1730	219	0	C
14	156	10/18/2021	N	4	2	2	15	1745	206	0	C
14	156	10/18/2021	N	4	2	2	15	1800	204	0	C
14	156	10/18/2021	N	4	2	2	15	1815	194	0	C
14	156	10/18/2021	N	4	2	2	15	1830	174	0	C
14	156	10/18/2021	N	4	2	2	15	1845	153	0	C
14	156	10/18/2021	N	4	2	2	15	1900	147	0	C
14	156	10/18/2021	N	4	2	2	15	1915	128	0	C
14	156	10/18/2021	N	4	2	2	15	1930	126	0	C
14	156	10/18/2021	N	4	2	2	15	1945	124	0	C
14	156	10/18/2021	N	4	2	2	15	2000	102	0	C
14	156	10/18/2021	N	4	2	2	15	2015	106	0	C
14	156	10/18/2021	N	4	2	2	15	2030	114	0	C
14	156	10/18/2021	N	4	2	2	15	2045	86	0	C
14	156	10/18/2021	N	4	2	2	15	2100	78	0	C
14	156	10/18/2021	N	4	2	2	15	2115	65	0	C
14	156	10/18/2021	N	4	2	2	15	2130	63	0	C
14	156	10/18/2021	N	4	2	2	15	2145	49	0	C
14	156	10/18/2021	N	4	2	2	15	2200	60	0	C
14	156	10/18/2021	N	4	2	2	15	2215	62	0	C
14	156	10/18/2021	N	4	2	2	15	2230	64	0	C
14	156	10/18/2021	N	4	2	2	15	2245	55	0	C
14	156	10/18/2021	N	4	2	2	15	2300	44	0	C
14	156	10/18/2021	N	4	2	2	15	2315	61	0	C
14	156	10/18/2021	N	4	2	2	15	2330	49	0	C
14	156	10/18/2021	N	4	2	2	15	2345	50	0	C
14	156	10/18/2021	N	4	2	2	15	2400	37	0	C
14	156	10/18/2021	N	5	2	2	15	1215	142	0	C
14	156	10/18/2021	N	5	2	2	15	1230	150	0	C
14	156	10/18/2021	N	5	2	2	15	1245	137	0	C
14	156	10/18/2021	N	5	2	2	15	1300	151	0	C
14	156	10/18/2021	N	5	2	2	15	1315	153	0	C
14	156	10/18/2021	N	5	2	2	15	1330	122	0	C
14	156	10/18/2021	N	5	2	2	15	1345	146	0	C
14	156	10/18/2021	N	5	2	2	15	1400	165	0	C
14	156	10/18/2021	N	5	2	2	15	1415	175	0	C
14	156	10/18/2021	N	5	2	2	15	1430	121	0	C
14	156	10/18/2021	N	5	2	2	15	1445	170	0	C
14	156	10/18/2021	N	5	2	2	15	1500	183	0	C

DocuSign Envelope ID: 00F7F873-2213-453E-A7D6-7A719BA1E281

14	156	10/18/2021	N	5	2	2	15	1515	176	0	C
14	156	10/18/2021	N	5	2	2	15	1530	187	0	C
14	156	10/18/2021	N	5	2	2	15	1545	236	0	C
14	156	10/18/2021	N	5	2	2	15	1600	202	0	C
14	156	10/18/2021	N	5	2	2	15	1615	249	0	C
14	156	10/18/2021	N	5	2	2	15	1630	244	0	C
14	156	10/18/2021	N	5	2	2	15	1645	215	0	C
14	156	10/18/2021	N	5	2	2	15	1700	239	0	C
14	156	10/18/2021	N	5	2	2	15	1715	250	0	C
14	156	10/18/2021	N	5	2	2	15	1730	223	0	C
14	156	10/18/2021	N	5	2	2	15	1745	207	0	C
14	156	10/18/2021	N	5	2	2	15	1800	176	0	C
14	156	10/18/2021	N	5	2	2	15	1815	158	0	C
14	156	10/18/2021	N	5	2	2	15	1830	153	0	C
14	156	10/18/2021	N	5	2	2	15	1845	110	0	C
14	156	10/18/2021	N	5	2	2	15	1900	110	0	C
14	156	10/18/2021	N	5	2	2	15	1915	101	0	C
14	156	10/18/2021	N	5	2	2	15	1930	86	0	C
14	156	10/18/2021	N	5	2	2	15	1945	91	0	C
14	156	10/18/2021	N	5	2	2	15	2000	64	0	C
14	156	10/18/2021	N	5	2	2	15	2015	74	0	C
14	156	10/18/2021	N	5	2	2	15	2030	50	0	C
14	156	10/18/2021	N	5	2	2	15	2045	45	0	C
14	156	10/18/2021	N	5	2	2	15	2100	42	0	C
14	156	10/18/2021	N	5	2	2	15	2115	30	0	C
14	156	10/18/2021	N	5	2	2	15	2130	36	0	C
14	156	10/18/2021	N	5	2	2	15	2145	20	0	C
14	156	10/18/2021	N	5	2	2	15	2200	26	0	C
14	156	10/18/2021	N	5	2	2	15	2215	22	0	C
14	156	10/18/2021	N	5	2	2	15	2230	29	0	C
14	156	10/18/2021	N	5	2	2	15	2245	26	0	C
14	156	10/18/2021	N	5	2	2	15	2300	20	0	C
14	156	10/18/2021	N	5	2	2	15	2315	22	0	C
14	156	10/18/2021	N	5	2	2	15	2330	21	0	C
14	156	10/18/2021	N	5	2	2	15	2345	23	0	C
14	156	10/18/2021	N	5	2	2	15	2400	12	0	C
14	156	10/18/2021	S	1	2	2	15	1215	99	0	C
14	156	10/18/2021	S	1	2	2	15	1230	121	0	C
14	156	10/18/2021	S	1	2	2	15	1245	105	0	C
14	156	10/18/2021	S	1	2	2	15	1300	105	0	C
14	156	10/18/2021	S	1	2	2	15	1315	116	0	C
14	156	10/18/2021	S	1	2	2	15	1330	110	0	C
14	156	10/18/2021	S	1	2	2	15	1345	95	0	C
14	156	10/18/2021	S	1	2	2	15	1400	102	0	C
14	156	10/18/2021	S	1	2	2	15	1415	110	0	C
14	156	10/18/2021	S	1	2	2	15	1430	137	0	C
14	156	10/18/2021	S	1	2	2	15	1445	120	0	C
14	156	10/18/2021	S	1	2	2	15	1500	106	0	C
14	156	10/18/2021	S	1	2	2	15	1515	110	0	C
14	156	10/18/2021	S	1	2	2	15	1530	103	0	C
14	156	10/18/2021	S	1	2	2	15	1545	109	0	C
14	156	10/18/2021	S	1	2	2	15	1600	95	0	C

DocuSign Envelope ID: 00F7F873-2213-453E-A7D6-7A719BA1E281

14	156	10/18/2021	S	1	2	2	15	1615	91	0	C
14	156	10/18/2021	S	1	2	2	15	1630	119	0	C
14	156	10/18/2021	S	1	2	2	15	1645	115	0	C
14	156	10/18/2021	S	1	2	2	15	1700	98	0	C
14	156	10/18/2021	S	1	2	2	15	1715	121	0	C
14	156	10/18/2021	S	1	2	2	15	1730	129	0	C
14	156	10/18/2021	S	1	2	2	15	1745	137	0	C
14	156	10/18/2021	S	1	2	2	15	1800	119	0	C
14	156	10/18/2021	S	1	2	2	15	1815	110	0	C
14	156	10/18/2021	S	1	2	2	15	1830	90	0	C
14	156	10/18/2021	S	1	2	2	15	1845	80	0	C
14	156	10/18/2021	S	1	2	2	15	1900	78	0	C
14	156	10/18/2021	S	1	2	2	15	1915	76	0	C
14	156	10/18/2021	S	1	2	2	15	1930	85	0	C
14	156	10/18/2021	S	1	2	2	15	1945	87	0	C
14	156	10/18/2021	S	1	2	2	15	2000	67	0	C
14	156	10/18/2021	S	1	2	2	15	2015	79	0	C
14	156	10/18/2021	S	1	2	2	15	2030	63	0	C
14	156	10/18/2021	S	1	2	2	15	2045	68	0	C
14	156	10/18/2021	S	1	2	2	15	2100	45	0	C
14	156	10/18/2021	S	1	2	2	15	2115	48	0	C
14	156	10/18/2021	S	1	2	2	15	2130	41	0	C
14	156	10/18/2021	S	1	2	2	15	2145	42	0	C
14	156	10/18/2021	S	1	2	2	15	2200	34	0	C
14	156	10/18/2021	S	1	2	2	15	2215	30	0	C
14	156	10/18/2021	S	1	2	2	15	2230	35	0	C
14	156	10/18/2021	S	1	2	2	15	2245	15	0	C
14	156	10/18/2021	S	1	2	2	15	2300	21	0	C
14	156	10/18/2021	S	1	2	2	15	2315	21	0	C
14	156	10/18/2021	S	1	2	2	15	2330	18	0	C
14	156	10/18/2021	S	1	2	2	15	2345	14	0	C
14	156	10/18/2021	S	1	2	2	15	2400	15	0	C
14	156	10/18/2021	S	2	2	2	15	1215	188	0	C
14	156	10/18/2021	S	2	2	2	15	1230	192	0	C
14	156	10/18/2021	S	2	2	2	15	1245	179	0	C
14	156	10/18/2021	S	2	2	2	15	1300	180	0	C
14	156	10/18/2021	S	2	2	2	15	1315	170	0	C
14	156	10/18/2021	S	2	2	2	15	1330	214	0	C
14	156	10/18/2021	S	2	2	2	15	1345	182	0	C
14	156	10/18/2021	S	2	2	2	15	1400	160	0	C
14	156	10/18/2021	S	2	2	2	15	1415	187	0	C
14	156	10/18/2021	S	2	2	2	15	1430	199	0	C
14	156	10/18/2021	S	2	2	2	15	1445	216	0	C
14	156	10/18/2021	S	2	2	2	15	1500	159	0	C
14	156	10/18/2021	S	2	2	2	15	1515	203	0	C
14	156	10/18/2021	S	2	2	2	15	1530	184	0	C
14	156	10/18/2021	S	2	2	2	15	1545	207	0	C
14	156	10/18/2021	S	2	2	2	15	1600	180	0	C
14	156	10/18/2021	S	2	2	2	15	1615	175	0	C
14	156	10/18/2021	S	2	2	2	15	1630	186	0	C
14	156	10/18/2021	S	2	2	2	15	1645	185	0	C
14	156	10/18/2021	S	2	2	2	15	1700	214	0	C

DocuSign Envelope ID: 00F7F873-2213-453E-A7D6-7A719BA1E281

14	156	10/18/2021	S	2	2	2	15	1715	211	0	C
14	156	10/18/2021	S	2	2	2	15	1730	213	0	C
14	156	10/18/2021	S	2	2	2	15	1745	209	0	C
14	156	10/18/2021	S	2	2	2	15	1800	197	0	C
14	156	10/18/2021	S	2	2	2	15	1815	182	0	C
14	156	10/18/2021	S	2	2	2	15	1830	172	0	C
14	156	10/18/2021	S	2	2	2	15	1845	137	0	C
14	156	10/18/2021	S	2	2	2	15	1900	133	0	C
14	156	10/18/2021	S	2	2	2	15	1915	142	0	C
14	156	10/18/2021	S	2	2	2	15	1930	134	0	C
14	156	10/18/2021	S	2	2	2	15	1945	153	0	C
14	156	10/18/2021	S	2	2	2	15	2000	95	0	C
14	156	10/18/2021	S	2	2	2	15	2015	129	0	C
14	156	10/18/2021	S	2	2	2	15	2030	98	0	C
14	156	10/18/2021	S	2	2	2	15	2045	109	0	C
14	156	10/18/2021	S	2	2	2	15	2100	74	0	C
14	156	10/18/2021	S	2	2	2	15	2115	87	0	C
14	156	10/18/2021	S	2	2	2	15	2130	73	0	C
14	156	10/18/2021	S	2	2	2	15	2145	83	0	C
14	156	10/18/2021	S	2	2	2	15	2200	46	0	C
14	156	10/18/2021	S	2	2	2	15	2215	59	0	C
14	156	10/18/2021	S	2	2	2	15	2230	57	0	C
14	156	10/18/2021	S	2	2	2	15	2245	44	0	C
14	156	10/18/2021	S	2	2	2	15	2300	42	0	C
14	156	10/18/2021	S	2	2	2	15	2315	39	0	C
14	156	10/18/2021	S	2	2	2	15	2330	43	0	C
14	156	10/18/2021	S	2	2	2	15	2345	24	0	C
14	156	10/18/2021	S	2	2	2	15	2400	30	0	C
14	156	10/18/2021	S	3	2	2	15	1215	205	0	C
14	156	10/18/2021	S	3	2	2	15	1230	217	0	C
14	156	10/18/2021	S	3	2	2	15	1245	220	0	C
14	156	10/18/2021	S	3	2	2	15	1300	218	0	C
14	156	10/18/2021	S	3	2	2	15	1315	202	0	C
14	156	10/18/2021	S	3	2	2	15	1330	240	0	C
14	156	10/18/2021	S	3	2	2	15	1345	206	0	C
14	156	10/18/2021	S	3	2	2	15	1400	183	0	C
14	156	10/18/2021	S	3	2	2	15	1415	228	0	C
14	156	10/18/2021	S	3	2	2	15	1430	231	0	C
14	156	10/18/2021	S	3	2	2	15	1445	247	0	C
14	156	10/18/2021	S	3	2	2	15	1500	209	0	C
14	156	10/18/2021	S	3	2	2	15	1515	218	0	C
14	156	10/18/2021	S	3	2	2	15	1530	249	0	C
14	156	10/18/2021	S	3	2	2	15	1545	258	0	C
14	156	10/18/2021	S	3	2	2	15	1600	207	0	C
14	156	10/18/2021	S	3	2	2	15	1615	209	0	C
14	156	10/18/2021	S	3	2	2	15	1630	200	0	C
14	156	10/18/2021	S	3	2	2	15	1645	233	0	C
14	156	10/18/2021	S	3	2	2	15	1700	243	0	C
14	156	10/18/2021	S	3	2	2	15	1715	259	0	C
14	156	10/18/2021	S	3	2	2	15	1730	270	0	C
14	156	10/18/2021	S	3	2	2	15	1745	246	0	C
14	156	10/18/2021	S	3	2	2	15	1800	242	0	C

DocuSign Envelope ID: 00F7F873-2213-453E-A7D6-7A719BA1E281

14	156	10/18/2021	S	3	2	2	15	1815	243	0	C
14	156	10/18/2021	S	3	2	2	15	1830	219	0	C
14	156	10/18/2021	S	3	2	2	15	1845	184	0	C
14	156	10/18/2021	S	3	2	2	15	1900	181	0	C
14	156	10/18/2021	S	3	2	2	15	1915	188	0	C
14	156	10/18/2021	S	3	2	2	15	1930	169	0	C
14	156	10/18/2021	S	3	2	2	15	1945	146	0	C
14	156	10/18/2021	S	3	2	2	15	2000	132	0	C
14	156	10/18/2021	S	3	2	2	15	2015	144	0	C
14	156	10/18/2021	S	3	2	2	15	2030	144	0	C
14	156	10/18/2021	S	3	2	2	15	2045	120	0	C
14	156	10/18/2021	S	3	2	2	15	2100	104	0	C
14	156	10/18/2021	S	3	2	2	15	2115	102	0	C
14	156	10/18/2021	S	3	2	2	15	2130	102	0	C
14	156	10/18/2021	S	3	2	2	15	2145	82	0	C
14	156	10/18/2021	S	3	2	2	15	2200	65	0	C
14	156	10/18/2021	S	3	2	2	15	2215	52	0	C
14	156	10/18/2021	S	3	2	2	15	2230	61	0	C
14	156	10/18/2021	S	3	2	2	15	2245	45	0	C
14	156	10/18/2021	S	3	2	2	15	2300	59	0	C
14	156	10/18/2021	S	3	2	2	15	2315	48	0	C
14	156	10/18/2021	S	3	2	2	15	2330	58	0	C
14	156	10/18/2021	S	3	2	2	15	2345	40	0	C
14	156	10/18/2021	S	3	2	2	15	2400	25	0	C
14	156	10/18/2021	S	4	2	2	15	1215	186	0	C
14	156	10/18/2021	S	4	2	2	15	1230	168	0	C
14	156	10/18/2021	S	4	2	2	15	1245	195	0	C
14	156	10/18/2021	S	4	2	2	15	1300	219	0	C
14	156	10/18/2021	S	4	2	2	15	1315	196	0	C
14	156	10/18/2021	S	4	2	2	15	1330	195	0	C
14	156	10/18/2021	S	4	2	2	15	1345	172	0	C
14	156	10/18/2021	S	4	2	2	15	1400	188	0	C
14	156	10/18/2021	S	4	2	2	15	1415	211	0	C
14	156	10/18/2021	S	4	2	2	15	1430	195	0	C
14	156	10/18/2021	S	4	2	2	15	1445	200	0	C
14	156	10/18/2021	S	4	2	2	15	1500	177	0	C
14	156	10/18/2021	S	4	2	2	15	1515	212	0	C
14	156	10/18/2021	S	4	2	2	15	1530	217	0	C
14	156	10/18/2021	S	4	2	2	15	1545	219	0	C
14	156	10/18/2021	S	4	2	2	15	1600	197	0	C
14	156	10/18/2021	S	4	2	2	15	1615	201	0	C
14	156	10/18/2021	S	4	2	2	15	1630	183	0	C
14	156	10/18/2021	S	4	2	2	15	1645	236	0	C
14	156	10/18/2021	S	4	2	2	15	1700	222	0	C
14	156	10/18/2021	S	4	2	2	15	1715	226	0	C
14	156	10/18/2021	S	4	2	2	15	1730	208	0	C
14	156	10/18/2021	S	4	2	2	15	1745	200	0	C
14	156	10/18/2021	S	4	2	2	15	1800	220	0	C
14	156	10/18/2021	S	4	2	2	15	1815	198	0	C
14	156	10/18/2021	S	4	2	2	15	1830	179	0	C
14	156	10/18/2021	S	4	2	2	15	1845	138	0	C
14	156	10/18/2021	S	4	2	2	15	1900	143	0	C

DocuSign Envelope ID: 00F7F873-2213-453E-A7D6-7A719BA1E281

14	156	10/18/2021	S	4	2	2	15	1915	125	0	C
14	156	10/18/2021	S	4	2	2	15	1930	150	0	C
14	156	10/18/2021	S	4	2	2	15	1945	131	0	C
14	156	10/18/2021	S	4	2	2	15	2000	114	0	C
14	156	10/18/2021	S	4	2	2	15	2015	111	0	C
14	156	10/18/2021	S	4	2	2	15	2030	120	0	C
14	156	10/18/2021	S	4	2	2	15	2045	115	0	C
14	156	10/18/2021	S	4	2	2	15	2100	90	0	C
14	156	10/18/2021	S	4	2	2	15	2115	101	0	C
14	156	10/18/2021	S	4	2	2	15	2130	87	0	C
14	156	10/18/2021	S	4	2	2	15	2145	81	0	C
14	156	10/18/2021	S	4	2	2	15	2200	71	0	C
14	156	10/18/2021	S	4	2	2	15	2215	66	0	C
14	156	10/18/2021	S	4	2	2	15	2230	62	0	C
14	156	10/18/2021	S	4	2	2	15	2245	58	0	C
14	156	10/18/2021	S	4	2	2	15	2300	63	0	C
14	156	10/18/2021	S	4	2	2	15	2315	53	0	C
14	156	10/18/2021	S	4	2	2	15	2330	60	0	C
14	156	10/18/2021	S	4	2	2	15	2345	54	0	C
14	156	10/18/2021	S	4	2	2	15	2400	39	0	C
14	156	10/18/2021	S	5	2	2	15	1215	234	0	C
14	156	10/18/2021	S	5	2	2	15	1230	232	0	C
14	156	10/18/2021	S	5	2	2	15	1245	219	0	C
14	156	10/18/2021	S	5	2	2	15	1300	231	0	C
14	156	10/18/2021	S	5	2	2	15	1315	212	0	C
14	156	10/18/2021	S	5	2	2	15	1330	229	0	C
14	156	10/18/2021	S	5	2	2	15	1345	221	0	C
14	156	10/18/2021	S	5	2	2	15	1400	225	0	C
14	156	10/18/2021	S	5	2	2	15	1415	221	0	C
14	156	10/18/2021	S	5	2	2	15	1430	240	0	C
14	156	10/18/2021	S	5	2	2	15	1445	240	0	C
14	156	10/18/2021	S	5	2	2	15	1500	244	0	C
14	156	10/18/2021	S	5	2	2	15	1515	235	0	C
14	156	10/18/2021	S	5	2	2	15	1530	234	0	C
14	156	10/18/2021	S	5	2	2	15	1545	226	0	C
14	156	10/18/2021	S	5	2	2	15	1600	218	0	C
14	156	10/18/2021	S	5	2	2	15	1615	211	0	C
14	156	10/18/2021	S	5	2	2	15	1630	227	0	C
14	156	10/18/2021	S	5	2	2	15	1645	238	0	C
14	156	10/18/2021	S	5	2	2	15	1700	249	0	C
14	156	10/18/2021	S	5	2	2	15	1715	255	0	C
14	156	10/18/2021	S	5	2	2	15	1730	236	0	C
14	156	10/18/2021	S	5	2	2	15	1745	225	0	C
14	156	10/18/2021	S	5	2	2	15	1800	196	0	C
14	156	10/18/2021	S	5	2	2	15	1815	195	0	C
14	156	10/18/2021	S	5	2	2	15	1830	189	0	C
14	156	10/18/2021	S	5	2	2	15	1845	168	0	C
14	156	10/18/2021	S	5	2	2	15	1900	154	0	C
14	156	10/18/2021	S	5	2	2	15	1915	150	0	C
14	156	10/18/2021	S	5	2	2	15	1930	137	0	C
14	156	10/18/2021	S	5	2	2	15	1945	132	0	C
14	156	10/18/2021	S	5	2	2	15	2000	113	0	C

DocuSign Envelope ID: 00F7F873-2213-453E-A7D6-7A719BA1E281

14	156	10/18/2021	S	5	2	2	15	2015	135	0	C
14	156	10/18/2021	S	5	2	2	15	2030	118	0	C
14	156	10/18/2021	S	5	2	2	15	2045	114	0	C
14	156	10/18/2021	S	5	2	2	15	2100	126	0	C
14	156	10/18/2021	S	5	2	2	15	2115	124	0	C
14	156	10/18/2021	S	5	2	2	15	2130	136	0	C
14	156	10/18/2021	S	5	2	2	15	2145	103	0	C
14	156	10/18/2021	S	5	2	2	15	2200	78	0	C
14	156	10/18/2021	S	5	2	2	15	2215	74	0	C
14	156	10/18/2021	S	5	2	2	15	2230	68	0	C
14	156	10/18/2021	S	5	2	2	15	2245	56	0	C
14	156	10/18/2021	S	5	2	2	15	2300	64	0	C
14	156	10/18/2021	S	5	2	2	15	2315	59	0	C
14	156	10/18/2021	S	5	2	2	15	2330	71	0	C
14	156	10/18/2021	S	5	2	2	15	2345	51	0	C
14	156	10/18/2021	S	5	2	2	15	2400	34	0	C
14	156	10/18/2021	S	6	2	2	15	1215	198	0	C
14	156	10/18/2021	S	6	2	2	15	1230	179	0	C
14	156	10/18/2021	S	6	2	2	15	1245	182	0	C
14	156	10/18/2021	S	6	2	2	15	1300	208	0	C
14	156	10/18/2021	S	6	2	2	15	1315	185	0	C
14	156	10/18/2021	S	6	2	2	15	1330	189	0	C
14	156	10/18/2021	S	6	2	2	15	1345	170	0	C
14	156	10/18/2021	S	6	2	2	15	1400	194	0	C
14	156	10/18/2021	S	6	2	2	15	1415	182	0	C
14	156	10/18/2021	S	6	2	2	15	1430	212	0	C
14	156	10/18/2021	S	6	2	2	15	1445	197	0	C
14	156	10/18/2021	S	6	2	2	15	1500	194	0	C
14	156	10/18/2021	S	6	2	2	15	1515	210	0	C
14	156	10/18/2021	S	6	2	2	15	1530	189	0	C
14	156	10/18/2021	S	6	2	2	15	1545	233	0	C
14	156	10/18/2021	S	6	2	2	15	1600	193	0	C
14	156	10/18/2021	S	6	2	2	15	1615	207	0	C
14	156	10/18/2021	S	6	2	2	15	1630	177	0	C
14	156	10/18/2021	S	6	2	2	15	1645	205	0	C
14	156	10/18/2021	S	6	2	2	15	1700	204	0	C
14	156	10/18/2021	S	6	2	2	15	1715	204	0	C
14	156	10/18/2021	S	6	2	2	15	1730	231	0	C
14	156	10/18/2021	S	6	2	2	15	1745	225	0	C
14	156	10/18/2021	S	6	2	2	15	1800	198	0	C
14	156	10/18/2021	S	6	2	2	15	1815	171	0	C
14	156	10/18/2021	S	6	2	2	15	1830	122	0	C
14	156	10/18/2021	S	6	2	2	15	1845	112	0	C
14	156	10/18/2021	S	6	2	2	15	1900	99	0	C
14	156	10/18/2021	S	6	2	2	15	1915	84	0	C
14	156	10/18/2021	S	6	2	2	15	1930	89	0	C
14	156	10/18/2021	S	6	2	2	15	1945	89	0	C
14	156	10/18/2021	S	6	2	2	15	2000	68	0	C
14	156	10/18/2021	S	6	2	2	15	2015	87	0	C
14	156	10/18/2021	S	6	2	2	15	2030	90	0	C
14	156	10/18/2021	S	6	2	2	15	2045	69	0	C
14	156	10/18/2021	S	6	2	2	15	2100	61	0	C

DocuSign Envelope ID: 00F7F873-2213-453E-A7D6-7A719BA1E281

14	156	10/18/2021	S	6	2	2	15	2115	74	0	C
14	156	10/18/2021	S	6	2	2	15	2130	81	0	C
14	156	10/18/2021	S	6	2	2	15	2145	62	0	C
14	156	10/18/2021	S	6	2	2	15	2200	44	0	C
14	156	10/18/2021	S	6	2	2	15	2215	35	0	C
14	156	10/18/2021	S	6	2	2	15	2230	27	0	C
14	156	10/18/2021	S	6	2	2	15	2245	22	0	C
14	156	10/18/2021	S	6	2	2	15	2300	33	0	C
14	156	10/18/2021	S	6	2	2	15	2315	30	0	C
14	156	10/18/2021	S	6	2	2	15	2330	30	0	C
14	156	10/18/2021	S	6	2	2	15	2345	18	0	C
14	156	10/18/2021	S	6	2	2	15	2400	16	0	C
14	156	10/19/2021	N	1	2	2	15	15	13	0	C
14	156	10/19/2021	N	1	2	2	15	30	11	0	C
14	156	10/19/2021	N	1	2	2	15	45	20	0	C
14	156	10/19/2021	N	1	2	2	15	100	17	0	C
14	156	10/19/2021	N	1	2	2	15	115	8	0	C
14	156	10/19/2021	N	1	2	2	15	130	13	0	C
14	156	10/19/2021	N	1	2	2	15	145	6	0	C
14	156	10/19/2021	N	1	2	2	15	200	3	0	C
14	156	10/19/2021	N	1	2	2	15	215	3	0	C
14	156	10/19/2021	N	1	2	2	15	230	5	0	C
14	156	10/19/2021	N	1	2	2	15	245	9	0	C
14	156	10/19/2021	N	1	2	2	15	300	6	0	C
14	156	10/19/2021	N	1	2	2	15	315	7	0	C
14	156	10/19/2021	N	1	2	2	15	330	8	0	C
14	156	10/19/2021	N	1	2	2	15	345	6	0	C
14	156	10/19/2021	N	1	2	2	15	400	9	0	C
14	156	10/19/2021	N	1	2	2	15	415	11	0	C
14	156	10/19/2021	N	1	2	2	15	430	9	0	C
14	156	10/19/2021	N	1	2	2	15	445	20	0	C
14	156	10/19/2021	N	1	2	2	15	500	19	0	C
14	156	10/19/2021	N	1	2	2	15	515	29	0	C
14	156	10/19/2021	N	1	2	2	15	530	31	0	C
14	156	10/19/2021	N	1	2	2	15	545	32	0	C
14	156	10/19/2021	N	1	2	2	15	600	33	0	C
14	156	10/19/2021	N	1	2	2	15	615	55	0	C
14	156	10/19/2021	N	1	2	2	15	630	66	0	C
14	156	10/19/2021	N	1	2	2	15	645	73	0	C
14	156	10/19/2021	N	1	2	2	15	700	66	0	C
14	156	10/19/2021	N	1	2	2	15	715	63	0	C
14	156	10/19/2021	N	1	2	2	15	730	51	0	C
14	156	10/19/2021	N	1	2	2	15	745	63	0	C
14	156	10/19/2021	N	1	2	2	15	800	70	0	C
14	156	10/19/2021	N	1	2	2	15	815	55	0	C
14	156	10/19/2021	N	1	2	2	15	830	74	0	C
14	156	10/19/2021	N	1	2	2	15	845	64	0	C
14	156	10/19/2021	N	1	2	2	15	900	58	0	C
14	156	10/19/2021	N	1	2	2	15	915	57	0	C
14	156	10/19/2021	N	1	2	2	15	930	49	0	C
14	156	10/19/2021	N	1	2	2	15	945	41	0	C
14	156	10/19/2021	N	1	2	2	15	1000	56	0	C

DocuSign Envelope ID: 00F7F873-2213-453E-A7D6-7A719BA1E281

14	156	10/19/2021	N	1	2	2	15	1015	70	0	C
14	156	10/19/2021	N	1	2	2	15	1030	63	0	C
14	156	10/19/2021	N	1	2	2	15	1045	69	0	C
14	156	10/19/2021	N	1	2	2	15	1100	59	0	C
14	156	10/19/2021	N	1	2	2	15	1115	67	0	C
14	156	10/19/2021	N	1	2	2	15	1130	72	0	C
14	156	10/19/2021	N	1	2	2	15	1145	58	0	C
14	156	10/19/2021	N	1	2	2	15	1200	57	0	C
14	156	10/19/2021	N	1	2	2	15	1215	58	0	C
14	156	10/19/2021	N	1	2	2	15	1230	58	0	C
14	156	10/19/2021	N	1	2	2	15	1245	58	0	C
14	156	10/19/2021	N	1	2	2	15	1300	55	0	C
14	156	10/19/2021	N	1	2	2	15	1315	55	0	C
14	156	10/19/2021	N	1	2	2	15	1330	56	0	C
14	156	10/19/2021	N	1	2	2	15	1345	62	0	C
14	156	10/19/2021	N	1	2	2	15	1400	67	0	C
14	156	10/19/2021	N	1	2	2	15	1415	63	0	C
14	156	10/19/2021	N	1	2	2	15	1430	72	0	C
14	156	10/19/2021	N	1	2	2	15	1445	75	0	C
14	156	10/19/2021	N	1	2	2	15	1500	65	0	C
14	156	10/19/2021	N	1	2	2	15	1515	79	0	C
14	156	10/19/2021	N	1	2	2	15	1530	87	0	C
14	156	10/19/2021	N	1	2	2	15	1545	85	0	C
14	156	10/19/2021	N	1	2	2	15	1600	101	0	C
14	156	10/19/2021	N	1	2	2	15	1615	84	0	C
14	156	10/19/2021	N	1	2	2	15	1630	105	0	C
14	156	10/19/2021	N	1	2	2	15	1645	96	0	C
14	156	10/19/2021	N	1	2	2	15	1700	107	0	C
14	156	10/19/2021	N	1	2	2	15	1715	86	0	C
14	156	10/19/2021	N	1	2	2	15	1730	86	0	C
14	156	10/19/2021	N	1	2	2	15	1745	90	0	C
14	156	10/19/2021	N	1	2	2	15	1800	70	0	C
14	156	10/19/2021	N	1	2	2	15	1815	83	0	C
14	156	10/19/2021	N	1	2	2	15	1830	71	0	C
14	156	10/19/2021	N	1	2	2	15	1845	76	0	C
14	156	10/19/2021	N	1	2	2	15	1900	84	0	C
14	156	10/19/2021	N	1	2	2	15	1915	74	0	C
14	156	10/19/2021	N	1	2	2	15	1930	67	0	C
14	156	10/19/2021	N	1	2	2	15	1945	64	0	C
14	156	10/19/2021	N	1	2	2	15	2000	62	0	C
14	156	10/19/2021	N	1	2	2	15	2015	67	0	C
14	156	10/19/2021	N	1	2	2	15	2030	52	0	C
14	156	10/19/2021	N	1	2	2	15	2045	53	0	C
14	156	10/19/2021	N	1	2	2	15	2100	40	0	C
14	156	10/19/2021	N	1	2	2	15	2115	31	0	C
14	156	10/19/2021	N	1	2	2	15	2130	43	0	C
14	156	10/19/2021	N	1	2	2	15	2145	49	0	C
14	156	10/19/2021	N	1	2	2	15	2200	57	0	C
14	156	10/19/2021	N	1	2	2	15	2215	57	0	C
14	156	10/19/2021	N	1	2	2	15	2230	51	0	C
14	156	10/19/2021	N	1	2	2	15	2245	29	0	C
14	156	10/19/2021	N	1	2	2	15	2300	20	0	C

DocuSign Envelope ID: 00F7F873-2213-453E-A7D6-7A719BA1E281

14	156	10/19/2021	N	1	2	2	15	2315	25	0	C
14	156	10/19/2021	N	1	2	2	15	2330	22	0	C
14	156	10/19/2021	N	1	2	2	15	2345	20	0	C
14	156	10/19/2021	N	1	2	2	15	2400	25	0	C
14	156	10/19/2021	N	2	2	2	15	15	34	0	C
14	156	10/19/2021	N	2	2	2	15	30	23	0	C
14	156	10/19/2021	N	2	2	2	15	45	18	0	C
14	156	10/19/2021	N	2	2	2	15	100	22	0	C
14	156	10/19/2021	N	2	2	2	15	115	18	0	C
14	156	10/19/2021	N	2	2	2	15	130	19	0	C
14	156	10/19/2021	N	2	2	2	15	145	14	0	C
14	156	10/19/2021	N	2	2	2	15	200	10	0	C
14	156	10/19/2021	N	2	2	2	15	215	9	0	C
14	156	10/19/2021	N	2	2	2	15	230	12	0	C
14	156	10/19/2021	N	2	2	2	15	245	22	0	C
14	156	10/19/2021	N	2	2	2	15	300	11	0	C
14	156	10/19/2021	N	2	2	2	15	315	12	0	C
14	156	10/19/2021	N	2	2	2	15	330	13	0	C
14	156	10/19/2021	N	2	2	2	15	345	14	0	C
14	156	10/19/2021	N	2	2	2	15	400	16	0	C
14	156	10/19/2021	N	2	2	2	15	415	20	0	C
14	156	10/19/2021	N	2	2	2	15	430	20	0	C
14	156	10/19/2021	N	2	2	2	15	445	16	0	C
14	156	10/19/2021	N	2	2	2	15	500	39	0	C
14	156	10/19/2021	N	2	2	2	15	515	37	0	C
14	156	10/19/2021	N	2	2	2	15	530	39	0	C
14	156	10/19/2021	N	2	2	2	15	545	57	0	C
14	156	10/19/2021	N	2	2	2	15	600	65	0	C
14	156	10/19/2021	N	2	2	2	15	615	94	0	C
14	156	10/19/2021	N	2	2	2	15	630	139	0	C
14	156	10/19/2021	N	2	2	2	15	645	148	0	C
14	156	10/19/2021	N	2	2	2	15	700	123	0	C
14	156	10/19/2021	N	2	2	2	15	715	133	0	C
14	156	10/19/2021	N	2	2	2	15	730	142	0	C
14	156	10/19/2021	N	2	2	2	15	745	129	0	C
14	156	10/19/2021	N	2	2	2	15	800	109	0	C
14	156	10/19/2021	N	2	2	2	15	815	122	0	C
14	156	10/19/2021	N	2	2	2	15	830	136	0	C
14	156	10/19/2021	N	2	2	2	15	845	114	0	C
14	156	10/19/2021	N	2	2	2	15	900	123	0	C
14	156	10/19/2021	N	2	2	2	15	915	129	0	C
14	156	10/19/2021	N	2	2	2	15	930	141	0	C
14	156	10/19/2021	N	2	2	2	15	945	125	0	C
14	156	10/19/2021	N	2	2	2	15	1000	129	0	C
14	156	10/19/2021	N	2	2	2	15	1015	118	0	C
14	156	10/19/2021	N	2	2	2	15	1030	108	0	C
14	156	10/19/2021	N	2	2	2	15	1045	120	0	C
14	156	10/19/2021	N	2	2	2	15	1100	113	0	C
14	156	10/19/2021	N	2	2	2	15	1115	108	0	C
14	156	10/19/2021	N	2	2	2	15	1130	143	0	C
14	156	10/19/2021	N	2	2	2	15	1145	92	0	C
14	156	10/19/2021	N	2	2	2	15	1200	138	0	C

DocuSign Envelope ID: 00F7F873-2213-453E-A7D6-7A719BA1E281

14	156	10/19/2021	N	2	2	2	15	1215	126	0	C
14	156	10/19/2021	N	2	2	2	15	1230	122	0	C
14	156	10/19/2021	N	2	2	2	15	1245	111	0	C
14	156	10/19/2021	N	2	2	2	15	1300	94	0	C
14	156	10/19/2021	N	2	2	2	15	1315	116	0	C
14	156	10/19/2021	N	2	2	2	15	1330	109	0	C
14	156	10/19/2021	N	2	2	2	15	1345	124	0	C
14	156	10/19/2021	N	2	2	2	15	1400	159	0	C
14	156	10/19/2021	N	2	2	2	15	1415	143	0	C
14	156	10/19/2021	N	2	2	2	15	1430	131	0	C
14	156	10/19/2021	N	2	2	2	15	1445	154	0	C
14	156	10/19/2021	N	2	2	2	15	1500	145	0	C
14	156	10/19/2021	N	2	2	2	15	1515	156	0	C
14	156	10/19/2021	N	2	2	2	15	1530	176	0	C
14	156	10/19/2021	N	2	2	2	15	1545	198	0	C
14	156	10/19/2021	N	2	2	2	15	1600	194	0	C
14	156	10/19/2021	N	2	2	2	15	1615	195	0	C
14	156	10/19/2021	N	2	2	2	15	1630	216	0	C
14	156	10/19/2021	N	2	2	2	15	1645	191	0	C
14	156	10/19/2021	N	2	2	2	15	1700	219	0	C
14	156	10/19/2021	N	2	2	2	15	1715	204	0	C
14	156	10/19/2021	N	2	2	2	15	1730	220	0	C
14	156	10/19/2021	N	2	2	2	15	1745	213	0	C
14	156	10/19/2021	N	2	2	2	15	1800	188	0	C
14	156	10/19/2021	N	2	2	2	15	1815	160	0	C
14	156	10/19/2021	N	2	2	2	15	1830	172	0	C
14	156	10/19/2021	N	2	2	2	15	1845	179	0	C
14	156	10/19/2021	N	2	2	2	15	1900	115	0	C
14	156	10/19/2021	N	2	2	2	15	1915	130	0	C
14	156	10/19/2021	N	2	2	2	15	1930	117	0	C
14	156	10/19/2021	N	2	2	2	15	1945	115	0	C
14	156	10/19/2021	N	2	2	2	15	2000	90	0	C
14	156	10/19/2021	N	2	2	2	15	2015	117	0	C
14	156	10/19/2021	N	2	2	2	15	2030	74	0	C
14	156	10/19/2021	N	2	2	2	15	2045	78	0	C
14	156	10/19/2021	N	2	2	2	15	2100	73	0	C
14	156	10/19/2021	N	2	2	2	15	2115	61	0	C
14	156	10/19/2021	N	2	2	2	15	2130	78	0	C
14	156	10/19/2021	N	2	2	2	15	2145	64	0	C
14	156	10/19/2021	N	2	2	2	15	2200	83	0	C
14	156	10/19/2021	N	2	2	2	15	2215	90	0	C
14	156	10/19/2021	N	2	2	2	15	2230	90	0	C
14	156	10/19/2021	N	2	2	2	15	2245	63	0	C
14	156	10/19/2021	N	2	2	2	15	2300	40	0	C
14	156	10/19/2021	N	2	2	2	15	2315	46	0	C
14	156	10/19/2021	N	2	2	2	15	2330	36	0	C
14	156	10/19/2021	N	2	2	2	15	2345	29	0	C
14	156	10/19/2021	N	2	2	2	15	2400	33	0	C
14	156	10/19/2021	N	3	2	2	15	15	21	0	C
14	156	10/19/2021	N	3	2	2	15	30	13	0	C
14	156	10/19/2021	N	3	2	2	15	45	18	0	C
14	156	10/19/2021	N	3	2	2	15	100	25	0	C

DocuSign Envelope ID: 00F7F873-2213-453E-A7D6-7A719BA1E281

14	156	10/19/2021	N	3	2	2	15	115	28	0	C
14	156	10/19/2021	N	3	2	2	15	130	13	0	C
14	156	10/19/2021	N	3	2	2	15	145	26	0	C
14	156	10/19/2021	N	3	2	2	15	200	23	0	C
14	156	10/19/2021	N	3	2	2	15	215	18	0	C
14	156	10/19/2021	N	3	2	2	15	230	17	0	C
14	156	10/19/2021	N	3	2	2	15	245	15	0	C
14	156	10/19/2021	N	3	2	2	15	300	23	0	C
14	156	10/19/2021	N	3	2	2	15	315	23	0	C
14	156	10/19/2021	N	3	2	2	15	330	27	0	C
14	156	10/19/2021	N	3	2	2	15	345	26	0	C
14	156	10/19/2021	N	3	2	2	15	400	20	0	C
14	156	10/19/2021	N	3	2	2	15	415	33	0	C
14	156	10/19/2021	N	3	2	2	15	430	32	0	C
14	156	10/19/2021	N	3	2	2	15	445	37	0	C
14	156	10/19/2021	N	3	2	2	15	500	37	0	C
14	156	10/19/2021	N	3	2	2	15	515	55	0	C
14	156	10/19/2021	N	3	2	2	15	530	45	0	C
14	156	10/19/2021	N	3	2	2	15	545	62	0	C
14	156	10/19/2021	N	3	2	2	15	600	61	0	C
14	156	10/19/2021	N	3	2	2	15	615	83	0	C
14	156	10/19/2021	N	3	2	2	15	630	97	0	C
14	156	10/19/2021	N	3	2	2	15	645	99	0	C
14	156	10/19/2021	N	3	2	2	15	700	87	0	C
14	156	10/19/2021	N	3	2	2	15	715	91	0	C
14	156	10/19/2021	N	3	2	2	15	730	123	0	C
14	156	10/19/2021	N	3	2	2	15	745	114	0	C
14	156	10/19/2021	N	3	2	2	15	800	98	0	C
14	156	10/19/2021	N	3	2	2	15	815	111	0	C
14	156	10/19/2021	N	3	2	2	15	830	101	0	C
14	156	10/19/2021	N	3	2	2	15	845	124	0	C
14	156	10/19/2021	N	3	2	2	15	900	116	0	C
14	156	10/19/2021	N	3	2	2	15	915	100	0	C
14	156	10/19/2021	N	3	2	2	15	930	108	0	C
14	156	10/19/2021	N	3	2	2	15	945	114	0	C
14	156	10/19/2021	N	3	2	2	15	1000	120	0	C
14	156	10/19/2021	N	3	2	2	15	1015	121	0	C
14	156	10/19/2021	N	3	2	2	15	1030	128	0	C
14	156	10/19/2021	N	3	2	2	15	1045	119	0	C
14	156	10/19/2021	N	3	2	2	15	1100	119	0	C
14	156	10/19/2021	N	3	2	2	15	1115	118	0	C
14	156	10/19/2021	N	3	2	2	15	1130	131	0	C
14	156	10/19/2021	N	3	2	2	15	1145	108	0	C
14	156	10/19/2021	N	3	2	2	15	1200	127	0	C
14	156	10/19/2021	N	3	2	2	15	1215	139	0	C
14	156	10/19/2021	N	3	2	2	15	1230	133	0	C
14	156	10/19/2021	N	3	2	2	15	1245	131	0	C
14	156	10/19/2021	N	3	2	2	15	1300	132	0	C
14	156	10/19/2021	N	3	2	2	15	1315	123	0	C
14	156	10/19/2021	N	3	2	2	15	1330	142	0	C
14	156	10/19/2021	N	3	2	2	15	1345	132	0	C
14	156	10/19/2021	N	3	2	2	15	1400	134	0	C

DocuSign Envelope ID: 00F7F873-2213-453E-A7D6-7A719BA1E281

14	156	10/19/2021	N	3	2	2	15	1415	151	0	C
14	156	10/19/2021	N	3	2	2	15	1430	148	0	C
14	156	10/19/2021	N	3	2	2	15	1445	159	0	C
14	156	10/19/2021	N	3	2	2	15	1500	146	0	C
14	156	10/19/2021	N	3	2	2	15	1515	183	0	C
14	156	10/19/2021	N	3	2	2	15	1530	183	0	C
14	156	10/19/2021	N	3	2	2	15	1545	178	0	C
14	156	10/19/2021	N	3	2	2	15	1600	177	0	C
14	156	10/19/2021	N	3	2	2	15	1615	195	0	C
14	156	10/19/2021	N	3	2	2	15	1630	190	0	C
14	156	10/19/2021	N	3	2	2	15	1645	185	0	C
14	156	10/19/2021	N	3	2	2	15	1700	226	0	C
14	156	10/19/2021	N	3	2	2	15	1715	195	0	C
14	156	10/19/2021	N	3	2	2	15	1730	188	0	C
14	156	10/19/2021	N	3	2	2	15	1745	182	0	C
14	156	10/19/2021	N	3	2	2	15	1800	168	0	C
14	156	10/19/2021	N	3	2	2	15	1815	157	0	C
14	156	10/19/2021	N	3	2	2	15	1830	124	0	C
14	156	10/19/2021	N	3	2	2	15	1845	121	0	C
14	156	10/19/2021	N	3	2	2	15	1900	132	0	C
14	156	10/19/2021	N	3	2	2	15	1915	103	0	C
14	156	10/19/2021	N	3	2	2	15	1930	90	0	C
14	156	10/19/2021	N	3	2	2	15	1945	61	0	C
14	156	10/19/2021	N	3	2	2	15	2000	73	0	C
14	156	10/19/2021	N	3	2	2	15	2015	88	0	C
14	156	10/19/2021	N	3	2	2	15	2030	76	0	C
14	156	10/19/2021	N	3	2	2	15	2045	52	0	C
14	156	10/19/2021	N	3	2	2	15	2100	53	0	C
14	156	10/19/2021	N	3	2	2	15	2115	58	0	C
14	156	10/19/2021	N	3	2	2	15	2130	62	0	C
14	156	10/19/2021	N	3	2	2	15	2145	70	0	C
14	156	10/19/2021	N	3	2	2	15	2200	59	0	C
14	156	10/19/2021	N	3	2	2	15	2215	69	0	C
14	156	10/19/2021	N	3	2	2	15	2230	57	0	C
14	156	10/19/2021	N	3	2	2	15	2245	54	0	C
14	156	10/19/2021	N	3	2	2	15	2300	34	0	C
14	156	10/19/2021	N	3	2	2	15	2315	51	0	C
14	156	10/19/2021	N	3	2	2	15	2330	36	0	C
14	156	10/19/2021	N	3	2	2	15	2345	34	0	C
14	156	10/19/2021	N	3	2	2	15	2400	36	0	C
14	156	10/19/2021	N	4	2	2	15	15	42	0	C
14	156	10/19/2021	N	4	2	2	15	30	43	0	C
14	156	10/19/2021	N	4	2	2	15	45	41	0	C
14	156	10/19/2021	N	4	2	2	15	100	36	0	C
14	156	10/19/2021	N	4	2	2	15	115	24	0	C
14	156	10/19/2021	N	4	2	2	15	130	24	0	C
14	156	10/19/2021	N	4	2	2	15	145	23	0	C
14	156	10/19/2021	N	4	2	2	15	200	23	0	C
14	156	10/19/2021	N	4	2	2	15	215	27	0	C
14	156	10/19/2021	N	4	2	2	15	230	20	0	C
14	156	10/19/2021	N	4	2	2	15	245	18	0	C
14	156	10/19/2021	N	4	2	2	15	300	23	0	C

DocuSign Envelope ID: 00F7F873-2213-453E-A7D6-7A719BA1E281

14	156	10/19/2021	N	4	2	2	15	315	22	0	C
14	156	10/19/2021	N	4	2	2	15	330	23	0	C
14	156	10/19/2021	N	4	2	2	15	345	21	0	C
14	156	10/19/2021	N	4	2	2	15	400	39	0	C
14	156	10/19/2021	N	4	2	2	15	415	34	0	C
14	156	10/19/2021	N	4	2	2	15	430	36	0	C
14	156	10/19/2021	N	4	2	2	15	445	46	0	C
14	156	10/19/2021	N	4	2	2	15	500	60	0	C
14	156	10/19/2021	N	4	2	2	15	515	57	0	C
14	156	10/19/2021	N	4	2	2	15	530	78	0	C
14	156	10/19/2021	N	4	2	2	15	545	97	0	C
14	156	10/19/2021	N	4	2	2	15	600	108	0	C
14	156	10/19/2021	N	4	2	2	15	615	141	0	C
14	156	10/19/2021	N	4	2	2	15	630	148	0	C
14	156	10/19/2021	N	4	2	2	15	645	176	0	C
14	156	10/19/2021	N	4	2	2	15	700	146	0	C
14	156	10/19/2021	N	4	2	2	15	715	156	0	C
14	156	10/19/2021	N	4	2	2	15	730	166	0	C
14	156	10/19/2021	N	4	2	2	15	745	172	0	C
14	156	10/19/2021	N	4	2	2	15	800	181	0	C
14	156	10/19/2021	N	4	2	2	15	815	190	0	C
14	156	10/19/2021	N	4	2	2	15	830	179	0	C
14	156	10/19/2021	N	4	2	2	15	845	169	0	C
14	156	10/19/2021	N	4	2	2	15	900	177	0	C
14	156	10/19/2021	N	4	2	2	15	915	197	0	C
14	156	10/19/2021	N	4	2	2	15	930	168	0	C
14	156	10/19/2021	N	4	2	2	15	945	156	0	C
14	156	10/19/2021	N	4	2	2	15	1000	173	0	C
14	156	10/19/2021	N	4	2	2	15	1015	176	0	C
14	156	10/19/2021	N	4	2	2	15	1030	174	0	C
14	156	10/19/2021	N	4	2	2	15	1045	166	0	C
14	156	10/19/2021	N	4	2	2	15	1100	168	0	C
14	156	10/19/2021	N	4	2	2	15	1115	158	0	C
14	156	10/19/2021	N	4	2	2	15	1130	162	0	C
14	156	10/19/2021	N	4	2	2	15	1145	167	0	C
14	156	10/19/2021	N	4	2	2	15	1200	173	0	C
14	156	10/19/2021	N	4	2	2	15	1215	164	0	C
14	156	10/19/2021	N	4	2	2	15	1230	171	0	C
14	156	10/19/2021	N	4	2	2	15	1245	168	0	C
14	156	10/19/2021	N	4	2	2	15	1300	153	0	C
14	156	10/19/2021	N	4	2	2	15	1315	181	0	C
14	156	10/19/2021	N	4	2	2	15	1330	164	0	C
14	156	10/19/2021	N	4	2	2	15	1345	178	0	C
14	156	10/19/2021	N	4	2	2	15	1400	187	0	C
14	156	10/19/2021	N	4	2	2	15	1415	180	0	C
14	156	10/19/2021	N	4	2	2	15	1430	201	0	C
14	156	10/19/2021	N	4	2	2	15	1445	183	0	C
14	156	10/19/2021	N	4	2	2	15	1500	200	0	C
14	156	10/19/2021	N	4	2	2	15	1515	207	0	C
14	156	10/19/2021	N	4	2	2	15	1530	211	0	C
14	156	10/19/2021	N	4	2	2	15	1545	232	0	C
14	156	10/19/2021	N	4	2	2	15	1600	222	0	C

DocuSign Envelope ID: 00F7F873-2213-453E-A7D6-7A719BA1E281

14	156	10/19/2021	N	4	2	2	15	1615	232	0	C
14	156	10/19/2021	N	4	2	2	15	1630	225	0	C
14	156	10/19/2021	N	4	2	2	15	1645	224	0	C
14	156	10/19/2021	N	4	2	2	15	1700	226	0	C
14	156	10/19/2021	N	4	2	2	15	1715	232	0	C
14	156	10/19/2021	N	4	2	2	15	1730	217	0	C
14	156	10/19/2021	N	4	2	2	15	1745	196	0	C
14	156	10/19/2021	N	4	2	2	15	1800	176	0	C
14	156	10/19/2021	N	4	2	2	15	1815	166	0	C
14	156	10/19/2021	N	4	2	2	15	1830	166	0	C
14	156	10/19/2021	N	4	2	2	15	1845	162	0	C
14	156	10/19/2021	N	4	2	2	15	1900	148	0	C
14	156	10/19/2021	N	4	2	2	15	1915	127	0	C
14	156	10/19/2021	N	4	2	2	15	1930	138	0	C
14	156	10/19/2021	N	4	2	2	15	1945	122	0	C
14	156	10/19/2021	N	4	2	2	15	2000	111	0	C
14	156	10/19/2021	N	4	2	2	15	2015	111	0	C
14	156	10/19/2021	N	4	2	2	15	2030	123	0	C
14	156	10/19/2021	N	4	2	2	15	2045	104	0	C
14	156	10/19/2021	N	4	2	2	15	2100	74	0	C
14	156	10/19/2021	N	4	2	2	15	2115	75	0	C
14	156	10/19/2021	N	4	2	2	15	2130	67	0	C
14	156	10/19/2021	N	4	2	2	15	2145	63	0	C
14	156	10/19/2021	N	4	2	2	15	2200	64	0	C
14	156	10/19/2021	N	4	2	2	15	2215	68	0	C
14	156	10/19/2021	N	4	2	2	15	2230	70	0	C
14	156	10/19/2021	N	4	2	2	15	2245	56	0	C
14	156	10/19/2021	N	4	2	2	15	2300	54	0	C
14	156	10/19/2021	N	4	2	2	15	2315	61	0	C
14	156	10/19/2021	N	4	2	2	15	2330	73	0	C
14	156	10/19/2021	N	4	2	2	15	2345	65	0	C
14	156	10/19/2021	N	4	2	2	15	2400	63	0	C
14	156	10/19/2021	N	5	2	2	15	15	20	0	C
14	156	10/19/2021	N	5	2	2	15	30	15	0	C
14	156	10/19/2021	N	5	2	2	15	45	15	0	C
14	156	10/19/2021	N	5	2	2	15	100	22	0	C
14	156	10/19/2021	N	5	2	2	15	115	6	0	C
14	156	10/19/2021	N	5	2	2	15	130	3	0	C
14	156	10/19/2021	N	5	2	2	15	145	5	0	C
14	156	10/19/2021	N	5	2	2	15	200	4	0	C
14	156	10/19/2021	N	5	2	2	15	215	3	0	C
14	156	10/19/2021	N	5	2	2	15	230	3	0	C
14	156	10/19/2021	N	5	2	2	15	245	5	0	C
14	156	10/19/2021	N	5	2	2	15	300	3	0	C
14	156	10/19/2021	N	5	2	2	15	315	5	0	C
14	156	10/19/2021	N	5	2	2	15	330	1	0	C
14	156	10/19/2021	N	5	2	2	15	345	5	0	C
14	156	10/19/2021	N	5	2	2	15	400	5	0	C
14	156	10/19/2021	N	5	2	2	15	415	13	0	C
14	156	10/19/2021	N	5	2	2	15	430	9	0	C
14	156	10/19/2021	N	5	2	2	15	445	8	0	C
14	156	10/19/2021	N	5	2	2	15	500	14	0	C

DocuSign Envelope ID: 00F7F873-2213-453E-A7D6-7A719BA1E281

14	156	10/19/2021	N	5	2	2	15	515	16	0	C
14	156	10/19/2021	N	5	2	2	15	530	40	0	C
14	156	10/19/2021	N	5	2	2	15	545	48	0	C
14	156	10/19/2021	N	5	2	2	15	600	46	0	C
14	156	10/19/2021	N	5	2	2	15	615	95	0	C
14	156	10/19/2021	N	5	2	2	15	630	125	0	C
14	156	10/19/2021	N	5	2	2	15	645	113	0	C
14	156	10/19/2021	N	5	2	2	15	700	99	0	C
14	156	10/19/2021	N	5	2	2	15	715	121	0	C
14	156	10/19/2021	N	5	2	2	15	730	126	0	C
14	156	10/19/2021	N	5	2	2	15	745	110	0	C
14	156	10/19/2021	N	5	2	2	15	800	139	0	C
14	156	10/19/2021	N	5	2	2	15	815	136	0	C
14	156	10/19/2021	N	5	2	2	15	830	125	0	C
14	156	10/19/2021	N	5	2	2	15	845	124	0	C
14	156	10/19/2021	N	5	2	2	15	900	117	0	C
14	156	10/19/2021	N	5	2	2	15	915	119	0	C
14	156	10/19/2021	N	5	2	2	15	930	106	0	C
14	156	10/19/2021	N	5	2	2	15	945	123	0	C
14	156	10/19/2021	N	5	2	2	15	1000	118	0	C
14	156	10/19/2021	N	5	2	2	15	1015	123	0	C
14	156	10/19/2021	N	5	2	2	15	1030	102	0	C
14	156	10/19/2021	N	5	2	2	15	1045	111	0	C
14	156	10/19/2021	N	5	2	2	15	1100	97	0	C
14	156	10/19/2021	N	5	2	2	15	1115	102	0	C
14	156	10/19/2021	N	5	2	2	15	1130	106	0	C
14	156	10/19/2021	N	5	2	2	15	1145	109	0	C
14	156	10/19/2021	N	5	2	2	15	1200	119	0	C
14	156	10/19/2021	N	5	2	2	15	1215	94	0	C
14	156	10/19/2021	N	5	2	2	15	1230	99	0	C
14	156	10/19/2021	N	5	2	2	15	1245	120	0	C
14	156	10/19/2021	N	5	2	2	15	1300	89	0	C
14	156	10/19/2021	N	5	2	2	15	1315	115	0	C
14	156	10/19/2021	N	5	2	2	15	1330	118	0	C
14	156	10/19/2021	N	5	2	2	15	1345	124	0	C
14	156	10/19/2021	N	5	2	2	15	1400	106	0	C
14	156	10/19/2021	N	5	2	2	15	1415	148	0	C
14	156	10/19/2021	N	5	2	2	15	1430	134	0	C
14	156	10/19/2021	N	5	2	2	15	1445	148	0	C
14	156	10/19/2021	N	5	2	2	15	1500	160	0	C
14	156	10/19/2021	N	5	2	2	15	1515	180	0	C
14	156	10/19/2021	N	5	2	2	15	1530	192	0	C
14	156	10/19/2021	N	5	2	2	15	1545	238	0	C
14	156	10/19/2021	N	5	2	2	15	1600	239	0	C
14	156	10/19/2021	N	5	2	2	15	1615	228	0	C
14	156	10/19/2021	N	5	2	2	15	1630	223	0	C
14	156	10/19/2021	N	5	2	2	15	1645	240	0	C
14	156	10/19/2021	N	5	2	2	15	1700	238	0	C
14	156	10/19/2021	N	5	2	2	15	1715	235	0	C
14	156	10/19/2021	N	5	2	2	15	1730	241	0	C
14	156	10/19/2021	N	5	2	2	15	1745	194	0	C
14	156	10/19/2021	N	5	2	2	15	1800	148	0	C

DocuSign Envelope ID: 00F7F873-2213-453E-A7D6-7A719BA1E281

14	156	10/19/2021	N	5	2	2	15	1815	152	0	C
14	156	10/19/2021	N	5	2	2	15	1830	145	0	C
14	156	10/19/2021	N	5	2	2	15	1845	118	0	C
14	156	10/19/2021	N	5	2	2	15	1900	93	0	C
14	156	10/19/2021	N	5	2	2	15	1915	91	0	C
14	156	10/19/2021	N	5	2	2	15	1930	103	0	C
14	156	10/19/2021	N	5	2	2	15	1945	62	0	C
14	156	10/19/2021	N	5	2	2	15	2000	58	0	C
14	156	10/19/2021	N	5	2	2	15	2015	63	0	C
14	156	10/19/2021	N	5	2	2	15	2030	49	0	C
14	156	10/19/2021	N	5	2	2	15	2045	47	0	C
14	156	10/19/2021	N	5	2	2	15	2100	36	0	C
14	156	10/19/2021	N	5	2	2	15	2115	43	0	C
14	156	10/19/2021	N	5	2	2	15	2130	33	0	C
14	156	10/19/2021	N	5	2	2	15	2145	30	0	C
14	156	10/19/2021	N	5	2	2	15	2200	33	0	C
14	156	10/19/2021	N	5	2	2	15	2215	32	0	C
14	156	10/19/2021	N	5	2	2	15	2230	32	0	C
14	156	10/19/2021	N	5	2	2	15	2245	29	0	C
14	156	10/19/2021	N	5	2	2	15	2300	15	0	C
14	156	10/19/2021	N	5	2	2	15	2315	32	0	C
14	156	10/19/2021	N	5	2	2	15	2330	39	0	C
14	156	10/19/2021	N	5	2	2	15	2345	22	0	C
14	156	10/19/2021	N	5	2	2	15	2400	23	0	C
14	156	10/19/2021	S	1	2	2	15	15	13	0	C
14	156	10/19/2021	S	1	2	2	15	30	11	0	C
14	156	10/19/2021	S	1	2	2	15	45	9	0	C
14	156	10/19/2021	S	1	2	2	15	100	6	0	C
14	156	10/19/2021	S	1	2	2	15	115	9	0	C
14	156	10/19/2021	S	1	2	2	15	130	6	0	C
14	156	10/19/2021	S	1	2	2	15	145	5	0	C
14	156	10/19/2021	S	1	2	2	15	200	7	0	C
14	156	10/19/2021	S	1	2	2	15	215	4	0	C
14	156	10/19/2021	S	1	2	2	15	230	7	0	C
14	156	10/19/2021	S	1	2	2	15	245	1	0	C
14	156	10/19/2021	S	1	2	2	15	300	11	0	C
14	156	10/19/2021	S	1	2	2	15	315	14	0	C
14	156	10/19/2021	S	1	2	2	15	330	9	0	C
14	156	10/19/2021	S	1	2	2	15	345	9	0	C
14	156	10/19/2021	S	1	2	2	15	400	12	0	C
14	156	10/19/2021	S	1	2	2	15	415	26	0	C
14	156	10/19/2021	S	1	2	2	15	430	26	0	C
14	156	10/19/2021	S	1	2	2	15	445	39	0	C
14	156	10/19/2021	S	1	2	2	15	500	51	0	C
14	156	10/19/2021	S	1	2	2	15	515	63	0	C
14	156	10/19/2021	S	1	2	2	15	530	85	0	C
14	156	10/19/2021	S	1	2	2	15	545	103	0	C
14	156	10/19/2021	S	1	2	2	15	600	154	0	C
14	156	10/19/2021	S	1	2	2	15	615	168	0	C
14	156	10/19/2021	S	1	2	2	15	630	179	0	C
14	156	10/19/2021	S	1	2	2	15	645	201	0	C
14	156	10/19/2021	S	1	2	2	15	700	226	0	C

DocuSign Envelope ID: 00F7F873-2213-453E-A7D6-7A719BA1E281

14	156	10/19/2021	S	1	2	2	15	715	263	0	C
14	156	10/19/2021	S	1	2	2	15	730	248	0	C
14	156	10/19/2021	S	1	2	2	15	745	221	0	C
14	156	10/19/2021	S	1	2	2	15	800	146	0	C
14	156	10/19/2021	S	1	2	2	15	815	175	0	C
14	156	10/19/2021	S	1	2	2	15	830	176	0	C
14	156	10/19/2021	S	1	2	2	15	845	151	0	C
14	156	10/19/2021	S	1	2	2	15	900	135	0	C
14	156	10/19/2021	S	1	2	2	15	915	143	0	C
14	156	10/19/2021	S	1	2	2	15	930	144	0	C
14	156	10/19/2021	S	1	2	2	15	945	142	0	C
14	156	10/19/2021	S	1	2	2	15	1000	114	0	C
14	156	10/19/2021	S	1	2	2	15	1015	121	0	C
14	156	10/19/2021	S	1	2	2	15	1030	110	0	C
14	156	10/19/2021	S	1	2	2	15	1045	117	0	C
14	156	10/19/2021	S	1	2	2	15	1100	120	0	C
14	156	10/19/2021	S	1	2	2	15	1115	118	0	C
14	156	10/19/2021	S	1	2	2	15	1130	112	0	C
14	156	10/19/2021	S	1	2	2	15	1145	120	0	C
14	156	10/19/2021	S	1	2	2	15	1200	101	0	C
14	156	10/19/2021	S	1	2	2	15	1215	110	0	C
14	156	10/19/2021	S	1	2	2	15	1230	122	0	C
14	156	10/19/2021	S	1	2	2	15	1245	89	0	C
14	156	10/19/2021	S	1	2	2	15	1300	105	0	C
14	156	10/19/2021	S	1	2	2	15	1315	134	0	C
14	156	10/19/2021	S	1	2	2	15	1330	104	0	C
14	156	10/19/2021	S	1	2	2	15	1345	89	0	C
14	156	10/19/2021	S	1	2	2	15	1400	89	0	C
14	156	10/19/2021	S	1	2	2	15	1415	115	0	C
14	156	10/19/2021	S	1	2	2	15	1430	109	0	C
14	156	10/19/2021	S	1	2	2	15	1445	118	0	C
14	156	10/19/2021	S	1	2	2	15	1500	114	0	C
14	156	10/19/2021	S	1	2	2	15	1515	110	0	C
14	156	10/19/2021	S	1	2	2	15	1530	102	0	C
14	156	10/19/2021	S	1	2	2	15	1545	105	0	C
14	156	10/19/2021	S	1	2	2	15	1600	114	0	C
14	156	10/19/2021	S	1	2	2	15	1615	105	0	C
14	156	10/19/2021	S	1	2	2	15	1630	119	0	C
14	156	10/19/2021	S	1	2	2	15	1645	121	0	C
14	156	10/19/2021	S	1	2	2	15	1700	141	0	C
14	156	10/19/2021	S	1	2	2	15	1715	112	0	C
14	156	10/19/2021	S	1	2	2	15	1730	121	0	C
14	156	10/19/2021	S	1	2	2	15	1745	134	0	C
14	156	10/19/2021	S	1	2	2	15	1800	118	0	C
14	156	10/19/2021	S	1	2	2	15	1815	121	0	C
14	156	10/19/2021	S	1	2	2	15	1830	117	0	C
14	156	10/19/2021	S	1	2	2	15	1845	99	0	C
14	156	10/19/2021	S	1	2	2	15	1900	89	0	C
14	156	10/19/2021	S	1	2	2	15	1915	105	0	C
14	156	10/19/2021	S	1	2	2	15	1930	82	0	C
14	156	10/19/2021	S	1	2	2	15	1945	84	0	C
14	156	10/19/2021	S	1	2	2	15	2000	70	0	C

DocuSign Envelope ID: 00F7F873-2213-453E-A7D6-7A719BA1E281

14	156	10/19/2021	S	1	2	2	15	2015	83	0	C
14	156	10/19/2021	S	1	2	2	15	2030	79	0	C
14	156	10/19/2021	S	1	2	2	15	2045	73	0	C
14	156	10/19/2021	S	1	2	2	15	2100	48	0	C
14	156	10/19/2021	S	1	2	2	15	2115	43	0	C
14	156	10/19/2021	S	1	2	2	15	2130	48	0	C
14	156	10/19/2021	S	1	2	2	15	2145	43	0	C
14	156	10/19/2021	S	1	2	2	15	2200	38	0	C
14	156	10/19/2021	S	1	2	2	15	2215	27	0	C
14	156	10/19/2021	S	1	2	2	15	2230	28	0	C
14	156	10/19/2021	S	1	2	2	15	2245	15	0	C
14	156	10/19/2021	S	1	2	2	15	2300	20	0	C
14	156	10/19/2021	S	1	2	2	15	2315	26	0	C
14	156	10/19/2021	S	1	2	2	15	2330	14	0	C
14	156	10/19/2021	S	1	2	2	15	2345	14	0	C
14	156	10/19/2021	S	1	2	2	15	2400	20	0	C
14	156	10/19/2021	S	2	2	2	15	15	31	0	C
14	156	10/19/2021	S	2	2	2	15	30	22	0	C
14	156	10/19/2021	S	2	2	2	15	45	20	0	C
14	156	10/19/2021	S	2	2	2	15	100	9	0	C
14	156	10/19/2021	S	2	2	2	15	115	19	0	C
14	156	10/19/2021	S	2	2	2	15	130	17	0	C
14	156	10/19/2021	S	2	2	2	15	145	16	0	C
14	156	10/19/2021	S	2	2	2	15	200	11	0	C
14	156	10/19/2021	S	2	2	2	15	215	8	0	C
14	156	10/19/2021	S	2	2	2	15	230	15	0	C
14	156	10/19/2021	S	2	2	2	15	245	9	0	C
14	156	10/19/2021	S	2	2	2	15	300	22	0	C
14	156	10/19/2021	S	2	2	2	15	315	30	0	C
14	156	10/19/2021	S	2	2	2	15	330	23	0	C
14	156	10/19/2021	S	2	2	2	15	345	28	0	C
14	156	10/19/2021	S	2	2	2	15	400	41	0	C
14	156	10/19/2021	S	2	2	2	15	415	40	0	C
14	156	10/19/2021	S	2	2	2	15	430	58	0	C
14	156	10/19/2021	S	2	2	2	15	445	58	0	C
14	156	10/19/2021	S	2	2	2	15	500	72	0	C
14	156	10/19/2021	S	2	2	2	15	515	103	0	C
14	156	10/19/2021	S	2	2	2	15	530	150	0	C
14	156	10/19/2021	S	2	2	2	15	545	166	0	C
14	156	10/19/2021	S	2	2	2	15	600	222	0	C
14	156	10/19/2021	S	2	2	2	15	615	275	0	C
14	156	10/19/2021	S	2	2	2	15	630	282	0	C
14	156	10/19/2021	S	2	2	2	15	645	283	0	C
14	156	10/19/2021	S	2	2	2	15	700	332	0	C
14	156	10/19/2021	S	2	2	2	15	715	370	0	C
14	156	10/19/2021	S	2	2	2	15	730	348	0	C
14	156	10/19/2021	S	2	2	2	15	745	329	0	C
14	156	10/19/2021	S	2	2	2	15	800	221	0	C
14	156	10/19/2021	S	2	2	2	15	815	276	0	C
14	156	10/19/2021	S	2	2	2	15	830	289	0	C
14	156	10/19/2021	S	2	2	2	15	845	242	0	C
14	156	10/19/2021	S	2	2	2	15	900	235	0	C

DocuSign Envelope ID: 00F7F873-2213-453E-A7D6-7A719BA1E281

14	156	10/19/2021	S	2	2	2	15	915	230	0	C
14	156	10/19/2021	S	2	2	2	15	930	203	0	C
14	156	10/19/2021	S	2	2	2	15	945	225	0	C
14	156	10/19/2021	S	2	2	2	15	1000	180	0	C
14	156	10/19/2021	S	2	2	2	15	1015	208	0	C
14	156	10/19/2021	S	2	2	2	15	1030	199	0	C
14	156	10/19/2021	S	2	2	2	15	1045	187	0	C
14	156	10/19/2021	S	2	2	2	15	1100	167	0	C
14	156	10/19/2021	S	2	2	2	15	1115	176	0	C
14	156	10/19/2021	S	2	2	2	15	1130	177	0	C
14	156	10/19/2021	S	2	2	2	15	1145	203	0	C
14	156	10/19/2021	S	2	2	2	15	1200	173	0	C
14	156	10/19/2021	S	2	2	2	15	1215	178	0	C
14	156	10/19/2021	S	2	2	2	15	1230	185	0	C
14	156	10/19/2021	S	2	2	2	15	1245	157	0	C
14	156	10/19/2021	S	2	2	2	15	1300	178	0	C
14	156	10/19/2021	S	2	2	2	15	1315	193	0	C
14	156	10/19/2021	S	2	2	2	15	1330	189	0	C
14	156	10/19/2021	S	2	2	2	15	1345	189	0	C
14	156	10/19/2021	S	2	2	2	15	1400	184	0	C
14	156	10/19/2021	S	2	2	2	15	1415	195	0	C
14	156	10/19/2021	S	2	2	2	15	1430	179	0	C
14	156	10/19/2021	S	2	2	2	15	1445	172	0	C
14	156	10/19/2021	S	2	2	2	15	1500	204	0	C
14	156	10/19/2021	S	2	2	2	15	1515	171	0	C
14	156	10/19/2021	S	2	2	2	15	1530	196	0	C
14	156	10/19/2021	S	2	2	2	15	1545	189	0	C
14	156	10/19/2021	S	2	2	2	15	1600	197	0	C
14	156	10/19/2021	S	2	2	2	15	1615	206	0	C
14	156	10/19/2021	S	2	2	2	15	1630	205	0	C
14	156	10/19/2021	S	2	2	2	15	1645	204	0	C
14	156	10/19/2021	S	2	2	2	15	1700	196	0	C
14	156	10/19/2021	S	2	2	2	15	1715	220	0	C
14	156	10/19/2021	S	2	2	2	15	1730	193	0	C
14	156	10/19/2021	S	2	2	2	15	1745	192	0	C
14	156	10/19/2021	S	2	2	2	15	1800	206	0	C
14	156	10/19/2021	S	2	2	2	15	1815	198	0	C
14	156	10/19/2021	S	2	2	2	15	1830	157	0	C
14	156	10/19/2021	S	2	2	2	15	1845	164	0	C
14	156	10/19/2021	S	2	2	2	15	1900	123	0	C
14	156	10/19/2021	S	2	2	2	15	1915	151	0	C
14	156	10/19/2021	S	2	2	2	15	1930	133	0	C
14	156	10/19/2021	S	2	2	2	15	1945	124	0	C
14	156	10/19/2021	S	2	2	2	15	2000	125	0	C
14	156	10/19/2021	S	2	2	2	15	2015	135	0	C
14	156	10/19/2021	S	2	2	2	15	2030	116	0	C
14	156	10/19/2021	S	2	2	2	15	2045	98	0	C
14	156	10/19/2021	S	2	2	2	15	2100	96	0	C
14	156	10/19/2021	S	2	2	2	15	2115	81	0	C
14	156	10/19/2021	S	2	2	2	15	2130	71	0	C
14	156	10/19/2021	S	2	2	2	15	2145	74	0	C
14	156	10/19/2021	S	2	2	2	15	2200	47	0	C

DocuSign Envelope ID: 00F7F873-2213-453E-A7D6-7A719BA1E281

14	156	10/19/2021	S	2	2	2	15	2215	45	0	C
14	156	10/19/2021	S	2	2	2	15	2230	62	0	C
14	156	10/19/2021	S	2	2	2	15	2245	37	0	C
14	156	10/19/2021	S	2	2	2	15	2300	30	0	C
14	156	10/19/2021	S	2	2	2	15	2315	35	0	C
14	156	10/19/2021	S	2	2	2	15	2330	49	0	C
14	156	10/19/2021	S	2	2	2	15	2345	28	0	C
14	156	10/19/2021	S	2	2	2	15	2400	23	0	C
14	156	10/19/2021	S	3	2	2	15	15	30	0	C
14	156	10/19/2021	S	3	2	2	15	30	26	0	C
14	156	10/19/2021	S	3	2	2	15	45	22	0	C
14	156	10/19/2021	S	3	2	2	15	100	16	0	C
14	156	10/19/2021	S	3	2	2	15	115	14	0	C
14	156	10/19/2021	S	3	2	2	15	130	13	0	C
14	156	10/19/2021	S	3	2	2	15	145	19	0	C
14	156	10/19/2021	S	3	2	2	15	200	15	0	C
14	156	10/19/2021	S	3	2	2	15	215	14	0	C
14	156	10/19/2021	S	3	2	2	15	230	22	0	C
14	156	10/19/2021	S	3	2	2	15	245	17	0	C
14	156	10/19/2021	S	3	2	2	15	300	30	0	C
14	156	10/19/2021	S	3	2	2	15	315	20	0	C
14	156	10/19/2021	S	3	2	2	15	330	26	0	C
14	156	10/19/2021	S	3	2	2	15	345	32	0	C
14	156	10/19/2021	S	3	2	2	15	400	27	0	C
14	156	10/19/2021	S	3	2	2	15	415	42	0	C
14	156	10/19/2021	S	3	2	2	15	430	58	0	C
14	156	10/19/2021	S	3	2	2	15	445	55	0	C
14	156	10/19/2021	S	3	2	2	15	500	94	0	C
14	156	10/19/2021	S	3	2	2	15	515	104	0	C
14	156	10/19/2021	S	3	2	2	15	530	203	0	C
14	156	10/19/2021	S	3	2	2	15	545	219	0	C
14	156	10/19/2021	S	3	2	2	15	600	281	0	C
14	156	10/19/2021	S	3	2	2	15	615	334	0	C
14	156	10/19/2021	S	3	2	2	15	630	390	0	C
14	156	10/19/2021	S	3	2	2	15	645	371	0	C
14	156	10/19/2021	S	3	2	2	15	700	418	0	C
14	156	10/19/2021	S	3	2	2	15	715	410	0	C
14	156	10/19/2021	S	3	2	2	15	730	409	0	C
14	156	10/19/2021	S	3	2	2	15	745	379	0	C
14	156	10/19/2021	S	3	2	2	15	800	327	0	C
14	156	10/19/2021	S	3	2	2	15	815	335	0	C
14	156	10/19/2021	S	3	2	2	15	830	315	0	C
14	156	10/19/2021	S	3	2	2	15	845	283	0	C
14	156	10/19/2021	S	3	2	2	15	900	254	0	C
14	156	10/19/2021	S	3	2	2	15	915	239	0	C
14	156	10/19/2021	S	3	2	2	15	930	241	0	C
14	156	10/19/2021	S	3	2	2	15	945	218	0	C
14	156	10/19/2021	S	3	2	2	15	1000	255	0	C
14	156	10/19/2021	S	3	2	2	15	1015	235	0	C
14	156	10/19/2021	S	3	2	2	15	1030	238	0	C
14	156	10/19/2021	S	3	2	2	15	1045	201	0	C
14	156	10/19/2021	S	3	2	2	15	1100	191	0	C

DocuSign Envelope ID: 00F7F873-2213-453E-A7D6-7A719BA1E281

14	156	10/19/2021	S	3	2	2	15	1115	209	0	C
14	156	10/19/2021	S	3	2	2	15	1130	210	0	C
14	156	10/19/2021	S	3	2	2	15	1145	205	0	C
14	156	10/19/2021	S	3	2	2	15	1200	191	0	C
14	156	10/19/2021	S	3	2	2	15	1215	189	0	C
14	156	10/19/2021	S	3	2	2	15	1230	219	0	C
14	156	10/19/2021	S	3	2	2	15	1245	212	0	C
14	156	10/19/2021	S	3	2	2	15	1300	209	0	C
14	156	10/19/2021	S	3	2	2	15	1315	205	0	C
14	156	10/19/2021	S	3	2	2	15	1330	203	0	C
14	156	10/19/2021	S	3	2	2	15	1345	209	0	C
14	156	10/19/2021	S	3	2	2	15	1400	211	0	C
14	156	10/19/2021	S	3	2	2	15	1415	230	0	C
14	156	10/19/2021	S	3	2	2	15	1430	225	0	C
14	156	10/19/2021	S	3	2	2	15	1445	221	0	C
14	156	10/19/2021	S	3	2	2	15	1500	232	0	C
14	156	10/19/2021	S	3	2	2	15	1515	201	0	C
14	156	10/19/2021	S	3	2	2	15	1530	253	0	C
14	156	10/19/2021	S	3	2	2	15	1545	240	0	C
14	156	10/19/2021	S	3	2	2	15	1600	245	0	C
14	156	10/19/2021	S	3	2	2	15	1615	234	0	C
14	156	10/19/2021	S	3	2	2	15	1630	236	0	C
14	156	10/19/2021	S	3	2	2	15	1645	232	0	C
14	156	10/19/2021	S	3	2	2	15	1700	246	0	C
14	156	10/19/2021	S	3	2	2	15	1715	254	0	C
14	156	10/19/2021	S	3	2	2	15	1730	248	0	C
14	156	10/19/2021	S	3	2	2	15	1745	257	0	C
14	156	10/19/2021	S	3	2	2	15	1800	238	0	C
14	156	10/19/2021	S	3	2	2	15	1815	279	0	C
14	156	10/19/2021	S	3	2	2	15	1830	231	0	C
14	156	10/19/2021	S	3	2	2	15	1845	209	0	C
14	156	10/19/2021	S	3	2	2	15	1900	184	0	C
14	156	10/19/2021	S	3	2	2	15	1915	212	0	C
14	156	10/19/2021	S	3	2	2	15	1930	151	0	C
14	156	10/19/2021	S	3	2	2	15	1945	151	0	C
14	156	10/19/2021	S	3	2	2	15	2000	131	0	C
14	156	10/19/2021	S	3	2	2	15	2015	129	0	C
14	156	10/19/2021	S	3	2	2	15	2030	125	0	C
14	156	10/19/2021	S	3	2	2	15	2045	114	0	C
14	156	10/19/2021	S	3	2	2	15	2100	103	0	C
14	156	10/19/2021	S	3	2	2	15	2115	98	0	C
14	156	10/19/2021	S	3	2	2	15	2130	86	0	C
14	156	10/19/2021	S	3	2	2	15	2145	92	0	C
14	156	10/19/2021	S	3	2	2	15	2200	70	0	C
14	156	10/19/2021	S	3	2	2	15	2215	60	0	C
14	156	10/19/2021	S	3	2	2	15	2230	59	0	C
14	156	10/19/2021	S	3	2	2	15	2245	61	0	C
14	156	10/19/2021	S	3	2	2	15	2300	64	0	C
14	156	10/19/2021	S	3	2	2	15	2315	48	0	C
14	156	10/19/2021	S	3	2	2	15	2330	57	0	C
14	156	10/19/2021	S	3	2	2	15	2345	34	0	C
14	156	10/19/2021	S	3	2	2	15	2400	26	0	C

DocuSign Envelope ID: 00F7F873-2213-453E-A7D6-7A719BA1E281

14	156	10/19/2021	S	4	2	2	15	15	34	0	C
14	156	10/19/2021	S	4	2	2	15	30	39	0	C
14	156	10/19/2021	S	4	2	2	15	45	23	0	C
14	156	10/19/2021	S	4	2	2	15	100	40	0	C
14	156	10/19/2021	S	4	2	2	15	115	31	0	C
14	156	10/19/2021	S	4	2	2	15	130	38	0	C
14	156	10/19/2021	S	4	2	2	15	145	32	0	C
14	156	10/19/2021	S	4	2	2	15	200	29	0	C
14	156	10/19/2021	S	4	2	2	15	215	33	0	C
14	156	10/19/2021	S	4	2	2	15	230	31	0	C
14	156	10/19/2021	S	4	2	2	15	245	24	0	C
14	156	10/19/2021	S	4	2	2	15	300	29	0	C
14	156	10/19/2021	S	4	2	2	15	315	26	0	C
14	156	10/19/2021	S	4	2	2	15	330	44	0	C
14	156	10/19/2021	S	4	2	2	15	345	38	0	C
14	156	10/19/2021	S	4	2	2	15	400	50	0	C
14	156	10/19/2021	S	4	2	2	15	415	41	0	C
14	156	10/19/2021	S	4	2	2	15	430	53	0	C
14	156	10/19/2021	S	4	2	2	15	445	71	0	C
14	156	10/19/2021	S	4	2	2	15	500	71	0	C
14	156	10/19/2021	S	4	2	2	15	515	85	0	C
14	156	10/19/2021	S	4	2	2	15	530	121	0	C
14	156	10/19/2021	S	4	2	2	15	545	135	0	C
14	156	10/19/2021	S	4	2	2	15	600	178	0	C
14	156	10/19/2021	S	4	2	2	15	615	197	0	C
14	156	10/19/2021	S	4	2	2	15	630	214	0	C
14	156	10/19/2021	S	4	2	2	15	645	242	0	C
14	156	10/19/2021	S	4	2	2	15	700	230	0	C
14	156	10/19/2021	S	4	2	2	15	715	265	0	C
14	156	10/19/2021	S	4	2	2	15	730	264	0	C
14	156	10/19/2021	S	4	2	2	15	745	255	0	C
14	156	10/19/2021	S	4	2	2	15	800	241	0	C
14	156	10/19/2021	S	4	2	2	15	815	244	0	C
14	156	10/19/2021	S	4	2	2	15	830	249	0	C
14	156	10/19/2021	S	4	2	2	15	845	212	0	C
14	156	10/19/2021	S	4	2	2	15	900	206	0	C
14	156	10/19/2021	S	4	2	2	15	915	194	0	C
14	156	10/19/2021	S	4	2	2	15	930	186	0	C
14	156	10/19/2021	S	4	2	2	15	945	192	0	C
14	156	10/19/2021	S	4	2	2	15	1000	197	0	C
14	156	10/19/2021	S	4	2	2	15	1015	187	0	C
14	156	10/19/2021	S	4	2	2	15	1030	190	0	C
14	156	10/19/2021	S	4	2	2	15	1045	181	0	C
14	156	10/19/2021	S	4	2	2	15	1100	176	0	C
14	156	10/19/2021	S	4	2	2	15	1115	166	0	C
14	156	10/19/2021	S	4	2	2	15	1130	185	0	C
14	156	10/19/2021	S	4	2	2	15	1145	174	0	C
14	156	10/19/2021	S	4	2	2	15	1200	194	0	C
14	156	10/19/2021	S	4	2	2	15	1215	167	0	C
14	156	10/19/2021	S	4	2	2	15	1230	175	0	C
14	156	10/19/2021	S	4	2	2	15	1245	165	0	C
14	156	10/19/2021	S	4	2	2	15	1300	166	0	C

DocuSign Envelope ID: 00F7F873-2213-453E-A7D6-7A719BA1E281

14	156	10/19/2021	S	4	2	2	15	1315	188	0	C
14	156	10/19/2021	S	4	2	2	15	1330	184	0	C
14	156	10/19/2021	S	4	2	2	15	1345	183	0	C
14	156	10/19/2021	S	4	2	2	15	1400	177	0	C
14	156	10/19/2021	S	4	2	2	15	1415	202	0	C
14	156	10/19/2021	S	4	2	2	15	1430	183	0	C
14	156	10/19/2021	S	4	2	2	15	1445	203	0	C
14	156	10/19/2021	S	4	2	2	15	1500	206	0	C
14	156	10/19/2021	S	4	2	2	15	1515	200	0	C
14	156	10/19/2021	S	4	2	2	15	1530	196	0	C
14	156	10/19/2021	S	4	2	2	15	1545	199	0	C
14	156	10/19/2021	S	4	2	2	15	1600	201	0	C
14	156	10/19/2021	S	4	2	2	15	1615	205	0	C
14	156	10/19/2021	S	4	2	2	15	1630	216	0	C
14	156	10/19/2021	S	4	2	2	15	1645	203	0	C
14	156	10/19/2021	S	4	2	2	15	1700	242	0	C
14	156	10/19/2021	S	4	2	2	15	1715	219	0	C
14	156	10/19/2021	S	4	2	2	15	1730	205	0	C
14	156	10/19/2021	S	4	2	2	15	1745	201	0	C
14	156	10/19/2021	S	4	2	2	15	1800	190	0	C
14	156	10/19/2021	S	4	2	2	15	1815	192	0	C
14	156	10/19/2021	S	4	2	2	15	1830	157	0	C
14	156	10/19/2021	S	4	2	2	15	1845	173	0	C
14	156	10/19/2021	S	4	2	2	15	1900	153	0	C
14	156	10/19/2021	S	4	2	2	15	1915	127	0	C
14	156	10/19/2021	S	4	2	2	15	1930	148	0	C
14	156	10/19/2021	S	4	2	2	15	1945	114	0	C
14	156	10/19/2021	S	4	2	2	15	2000	106	0	C
14	156	10/19/2021	S	4	2	2	15	2015	117	0	C
14	156	10/19/2021	S	4	2	2	15	2030	94	0	C
14	156	10/19/2021	S	4	2	2	15	2045	80	0	C
14	156	10/19/2021	S	4	2	2	15	2100	77	0	C
14	156	10/19/2021	S	4	2	2	15	2115	85	0	C
14	156	10/19/2021	S	4	2	2	15	2130	69	0	C
14	156	10/19/2021	S	4	2	2	15	2145	80	0	C
14	156	10/19/2021	S	4	2	2	15	2200	63	0	C
14	156	10/19/2021	S	4	2	2	15	2215	72	0	C
14	156	10/19/2021	S	4	2	2	15	2230	65	0	C
14	156	10/19/2021	S	4	2	2	15	2245	67	0	C
14	156	10/19/2021	S	4	2	2	15	2300	62	0	C
14	156	10/19/2021	S	4	2	2	15	2315	55	0	C
14	156	10/19/2021	S	4	2	2	15	2330	65	0	C
14	156	10/19/2021	S	4	2	2	15	2345	33	0	C
14	156	10/19/2021	S	4	2	2	15	2400	45	0	C
14	156	10/19/2021	S	5	2	2	15	15	37	0	C
14	156	10/19/2021	S	5	2	2	15	30	36	0	C
14	156	10/19/2021	S	5	2	2	15	45	31	0	C
14	156	10/19/2021	S	5	2	2	15	100	28	0	C
14	156	10/19/2021	S	5	2	2	15	115	26	0	C
14	156	10/19/2021	S	5	2	2	15	130	32	0	C
14	156	10/19/2021	S	5	2	2	15	145	33	0	C
14	156	10/19/2021	S	5	2	2	15	200	22	0	C

DocuSign Envelope ID: 00F7F873-2213-453E-A7D6-7A719BA1E281

14	156	10/19/2021	S	5	2	2	15	215	27	0	C
14	156	10/19/2021	S	5	2	2	15	230	21	0	C
14	156	10/19/2021	S	5	2	2	15	245	21	0	C
14	156	10/19/2021	S	5	2	2	15	300	25	0	C
14	156	10/19/2021	S	5	2	2	15	315	28	0	C
14	156	10/19/2021	S	5	2	2	15	330	31	0	C
14	156	10/19/2021	S	5	2	2	15	345	39	0	C
14	156	10/19/2021	S	5	2	2	15	400	42	0	C
14	156	10/19/2021	S	5	2	2	15	415	53	0	C
14	156	10/19/2021	S	5	2	2	15	430	63	0	C
14	156	10/19/2021	S	5	2	2	15	445	70	0	C
14	156	10/19/2021	S	5	2	2	15	500	84	0	C
14	156	10/19/2021	S	5	2	2	15	515	109	0	C
14	156	10/19/2021	S	5	2	2	15	530	137	0	C
14	156	10/19/2021	S	5	2	2	15	545	158	0	C
14	156	10/19/2021	S	5	2	2	15	600	189	0	C
14	156	10/19/2021	S	5	2	2	15	615	215	0	C
14	156	10/19/2021	S	5	2	2	15	630	240	0	C
14	156	10/19/2021	S	5	2	2	15	645	253	0	C
14	156	10/19/2021	S	5	2	2	15	700	229	0	C
14	156	10/19/2021	S	5	2	2	15	715	256	0	C
14	156	10/19/2021	S	5	2	2	15	730	267	0	C
14	156	10/19/2021	S	5	2	2	15	745	262	0	C
14	156	10/19/2021	S	5	2	2	15	800	230	0	C
14	156	10/19/2021	S	5	2	2	15	815	238	0	C
14	156	10/19/2021	S	5	2	2	15	830	228	0	C
14	156	10/19/2021	S	5	2	2	15	845	214	0	C
14	156	10/19/2021	S	5	2	2	15	900	237	0	C
14	156	10/19/2021	S	5	2	2	15	915	217	0	C
14	156	10/19/2021	S	5	2	2	15	930	212	0	C
14	156	10/19/2021	S	5	2	2	15	945	192	0	C
14	156	10/19/2021	S	5	2	2	15	1000	183	0	C
14	156	10/19/2021	S	5	2	2	15	1015	190	0	C
14	156	10/19/2021	S	5	2	2	15	1030	208	0	C
14	156	10/19/2021	S	5	2	2	15	1045	184	0	C
14	156	10/19/2021	S	5	2	2	15	1100	171	0	C
14	156	10/19/2021	S	5	2	2	15	1115	177	0	C
14	156	10/19/2021	S	5	2	2	15	1130	213	0	C
14	156	10/19/2021	S	5	2	2	15	1145	207	0	C
14	156	10/19/2021	S	5	2	2	15	1200	201	0	C
14	156	10/19/2021	S	5	2	2	15	1215	198	0	C
14	156	10/19/2021	S	5	2	2	15	1230	211	0	C
14	156	10/19/2021	S	5	2	2	15	1245	207	0	C
14	156	10/19/2021	S	5	2	2	15	1300	184	0	C
14	156	10/19/2021	S	5	2	2	15	1315	203	0	C
14	156	10/19/2021	S	5	2	2	15	1330	212	0	C
14	156	10/19/2021	S	5	2	2	15	1345	227	0	C
14	156	10/19/2021	S	5	2	2	15	1400	195	0	C
14	156	10/19/2021	S	5	2	2	15	1415	200	0	C
14	156	10/19/2021	S	5	2	2	15	1430	184	0	C
14	156	10/19/2021	S	5	2	2	15	1445	237	0	C
14	156	10/19/2021	S	5	2	2	15	1500	206	0	C

DocuSign Envelope ID: 00F7F873-2213-453E-A7D6-7A719BA1E281

14	156	10/19/2021	S	5	2	2	15	1515	202	0	C
14	156	10/19/2021	S	5	2	2	15	1530	208	0	C
14	156	10/19/2021	S	5	2	2	15	1545	232	0	C
14	156	10/19/2021	S	5	2	2	15	1600	225	0	C
14	156	10/19/2021	S	5	2	2	15	1615	238	0	C
14	156	10/19/2021	S	5	2	2	15	1630	228	0	C
14	156	10/19/2021	S	5	2	2	15	1645	214	0	C
14	156	10/19/2021	S	5	2	2	15	1700	230	0	C
14	156	10/19/2021	S	5	2	2	15	1715	229	0	C
14	156	10/19/2021	S	5	2	2	15	1730	240	0	C
14	156	10/19/2021	S	5	2	2	15	1745	223	0	C
14	156	10/19/2021	S	5	2	2	15	1800	235	0	C
14	156	10/19/2021	S	5	2	2	15	1815	226	0	C
14	156	10/19/2021	S	5	2	2	15	1830	223	0	C
14	156	10/19/2021	S	5	2	2	15	1845	226	0	C
14	156	10/19/2021	S	5	2	2	15	1900	184	0	C
14	156	10/19/2021	S	5	2	2	15	1915	174	0	C
14	156	10/19/2021	S	5	2	2	15	1930	163	0	C
14	156	10/19/2021	S	5	2	2	15	1945	125	0	C
14	156	10/19/2021	S	5	2	2	15	2000	125	0	C
14	156	10/19/2021	S	5	2	2	15	2015	114	0	C
14	156	10/19/2021	S	5	2	2	15	2030	105	0	C
14	156	10/19/2021	S	5	2	2	15	2045	111	0	C
14	156	10/19/2021	S	5	2	2	15	2100	84	0	C
14	156	10/19/2021	S	5	2	2	15	2115	100	0	C
14	156	10/19/2021	S	5	2	2	15	2130	85	0	C
14	156	10/19/2021	S	5	2	2	15	2145	83	0	C
14	156	10/19/2021	S	5	2	2	15	2200	76	0	C
14	156	10/19/2021	S	5	2	2	15	2215	64	0	C
14	156	10/19/2021	S	5	2	2	15	2230	67	0	C
14	156	10/19/2021	S	5	2	2	15	2245	73	0	C
14	156	10/19/2021	S	5	2	2	15	2300	62	0	C
14	156	10/19/2021	S	5	2	2	15	2315	47	0	C
14	156	10/19/2021	S	5	2	2	15	2330	54	0	C
14	156	10/19/2021	S	5	2	2	15	2345	47	0	C
14	156	10/19/2021	S	5	2	2	15	2400	41	0	C
14	156	10/19/2021	S	6	2	2	15	15	12	0	C
14	156	10/19/2021	S	6	2	2	15	30	10	0	C
14	156	10/19/2021	S	6	2	2	15	45	11	0	C
14	156	10/19/2021	S	6	2	2	15	100	12	0	C
14	156	10/19/2021	S	6	2	2	15	115	6	0	C
14	156	10/19/2021	S	6	2	2	15	130	11	0	C
14	156	10/19/2021	S	6	2	2	15	145	7	0	C
14	156	10/19/2021	S	6	2	2	15	200	7	0	C
14	156	10/19/2021	S	6	2	2	15	215	9	0	C
14	156	10/19/2021	S	6	2	2	15	230	5	0	C
14	156	10/19/2021	S	6	2	2	15	245	3	0	C
14	156	10/19/2021	S	6	2	2	15	300	3	0	C
14	156	10/19/2021	S	6	2	2	15	315	6	0	C
14	156	10/19/2021	S	6	2	2	15	330	8	0	C
14	156	10/19/2021	S	6	2	2	15	345	12	0	C
14	156	10/19/2021	S	6	2	2	15	400	6	0	C

DocuSign Envelope ID: 00F7F873-2213-453E-A7D6-7A719BA1E281

14	156	10/19/2021	S	6	2	2	15	415	10	0	C
14	156	10/19/2021	S	6	2	2	15	430	14	0	C
14	156	10/19/2021	S	6	2	2	15	445	37	0	C
14	156	10/19/2021	S	6	2	2	15	500	38	0	C
14	156	10/19/2021	S	6	2	2	15	515	58	0	C
14	156	10/19/2021	S	6	2	2	15	530	109	0	C
14	156	10/19/2021	S	6	2	2	15	545	132	0	C
14	156	10/19/2021	S	6	2	2	15	600	162	0	C
14	156	10/19/2021	S	6	2	2	15	615	206	0	C
14	156	10/19/2021	S	6	2	2	15	630	232	0	C
14	156	10/19/2021	S	6	2	2	15	645	239	0	C
14	156	10/19/2021	S	6	2	2	15	700	217	0	C
14	156	10/19/2021	S	6	2	2	15	715	262	0	C
14	156	10/19/2021	S	6	2	2	15	730	276	0	C
14	156	10/19/2021	S	6	2	2	15	745	242	0	C
14	156	10/19/2021	S	6	2	2	15	800	198	0	C
14	156	10/19/2021	S	6	2	2	15	815	205	0	C
14	156	10/19/2021	S	6	2	2	15	830	194	0	C
14	156	10/19/2021	S	6	2	2	15	845	181	0	C
14	156	10/19/2021	S	6	2	2	15	900	158	0	C
14	156	10/19/2021	S	6	2	2	15	915	157	0	C
14	156	10/19/2021	S	6	2	2	15	930	146	0	C
14	156	10/19/2021	S	6	2	2	15	945	128	0	C
14	156	10/19/2021	S	6	2	2	15	1000	120	0	C
14	156	10/19/2021	S	6	2	2	15	1015	141	0	C
14	156	10/19/2021	S	6	2	2	15	1030	128	0	C
14	156	10/19/2021	S	6	2	2	15	1045	112	0	C
14	156	10/19/2021	S	6	2	2	15	1100	133	0	C
14	156	10/19/2021	S	6	2	2	15	1115	112	0	C
14	156	10/19/2021	S	6	2	2	15	1130	173	0	C
14	156	10/19/2021	S	6	2	2	15	1145	142	0	C
14	156	10/19/2021	S	6	2	2	15	1200	137	0	C
14	156	10/19/2021	S	6	2	2	15	1215	122	0	C
14	156	10/19/2021	S	6	2	2	15	1230	145	0	C
14	156	10/19/2021	S	6	2	2	15	1245	147	0	C
14	156	10/19/2021	S	6	2	2	15	1300	136	0	C
14	156	10/19/2021	S	6	2	2	15	1315	162	0	C
14	156	10/19/2021	S	6	2	2	15	1330	153	0	C
14	156	10/19/2021	S	6	2	2	15	1345	154	0	C
14	156	10/19/2021	S	6	2	2	15	1400	147	0	C
14	156	10/19/2021	S	6	2	2	15	1415	148	0	C
14	156	10/19/2021	S	6	2	2	15	1430	159	0	C
14	156	10/19/2021	S	6	2	2	15	1445	162	0	C
14	156	10/19/2021	S	6	2	2	15	1500	157	0	C
14	156	10/19/2021	S	6	2	2	15	1515	181	0	C
14	156	10/19/2021	S	6	2	2	15	1530	176	0	C
14	156	10/19/2021	S	6	2	2	15	1545	206	0	C
14	156	10/19/2021	S	6	2	2	15	1600	211	0	C
14	156	10/19/2021	S	6	2	2	15	1615	207	0	C
14	156	10/19/2021	S	6	2	2	15	1630	209	0	C
14	156	10/19/2021	S	6	2	2	15	1645	185	0	C
14	156	10/19/2021	S	6	2	2	15	1700	176	0	C

DocuSign Envelope ID: 00F7F873-2213-453E-A7D6-7A719BA1E281

14	156	10/19/2021	S	6	2	2	15	1715	204	0	C
14	156	10/19/2021	S	6	2	2	15	1730	183	0	C
14	156	10/19/2021	S	6	2	2	15	1745	218	0	C
14	156	10/19/2021	S	6	2	2	15	1800	182	0	C
14	156	10/19/2021	S	6	2	2	15	1815	146	0	C
14	156	10/19/2021	S	6	2	2	15	1830	90	0	C
14	156	10/19/2021	S	6	2	2	15	1845	108	0	C
14	156	10/19/2021	S	6	2	2	15	1900	95	0	C
14	156	10/19/2021	S	6	2	2	15	1915	79	0	C
14	156	10/19/2021	S	6	2	2	15	1930	75	0	C
14	156	10/19/2021	S	6	2	2	15	1945	74	0	C
14	156	10/19/2021	S	6	2	2	15	2000	68	0	C
14	156	10/19/2021	S	6	2	2	15	2015	60	0	C
14	156	10/19/2021	S	6	2	2	15	2030	56	0	C
14	156	10/19/2021	S	6	2	2	15	2045	58	0	C
14	156	10/19/2021	S	6	2	2	15	2100	51	0	C
14	156	10/19/2021	S	6	2	2	15	2115	51	0	C
14	156	10/19/2021	S	6	2	2	15	2130	41	0	C
14	156	10/19/2021	S	6	2	2	15	2145	47	0	C
14	156	10/19/2021	S	6	2	2	15	2200	31	0	C
14	156	10/19/2021	S	6	2	2	15	2215	32	0	C
14	156	10/19/2021	S	6	2	2	15	2230	42	0	C
14	156	10/19/2021	S	6	2	2	15	2245	25	0	C
14	156	10/19/2021	S	6	2	2	15	2300	34	0	C
14	156	10/19/2021	S	6	2	2	15	2315	23	0	C
14	156	10/19/2021	S	6	2	2	15	2330	24	0	C
14	156	10/19/2021	S	6	2	2	15	2345	15	0	C
14	156	10/19/2021	S	6	2	2	15	2400	11	0	C
14	156	10/20/2021	N	1	2	2	15	15	22	0	C
14	156	10/20/2021	N	1	2	2	15	30	16	0	C
14	156	10/20/2021	N	1	2	2	15	45	18	0	C
14	156	10/20/2021	N	1	2	2	15	100	14	0	C
14	156	10/20/2021	N	1	2	2	15	115	12	0	C
14	156	10/20/2021	N	1	2	2	15	130	16	0	C
14	156	10/20/2021	N	1	2	2	15	145	12	0	C
14	156	10/20/2021	N	1	2	2	15	200	13	0	C
14	156	10/20/2021	N	1	2	2	15	215	8	0	C
14	156	10/20/2021	N	1	2	2	15	230	13	0	C
14	156	10/20/2021	N	1	2	2	15	245	7	0	C
14	156	10/20/2021	N	1	2	2	15	300	5	0	C
14	156	10/20/2021	N	1	2	2	15	315	6	0	C
14	156	10/20/2021	N	1	2	2	15	330	12	0	C
14	156	10/20/2021	N	1	2	2	15	345	13	0	C
14	156	10/20/2021	N	1	2	2	15	400	9	0	C
14	156	10/20/2021	N	1	2	2	15	415	12	0	C
14	156	10/20/2021	N	1	2	2	15	430	19	0	C
14	156	10/20/2021	N	1	2	2	15	445	13	0	C
14	156	10/20/2021	N	1	2	2	15	500	18	0	C
14	156	10/20/2021	N	1	2	2	15	515	15	0	C
14	156	10/20/2021	N	1	2	2	15	530	30	0	C
14	156	10/20/2021	N	1	2	2	15	545	34	0	C
14	156	10/20/2021	N	1	2	2	15	600	57	0	C

DocuSign Envelope ID: 00F7F873-2213-453E-A7D6-7A719BA1E281

14	156	10/20/2021	N	1	2	2	15	615	43	0	C
14	156	10/20/2021	N	1	2	2	15	630	63	0	C
14	156	10/20/2021	N	1	2	2	15	645	63	0	C
14	156	10/20/2021	N	1	2	2	15	700	65	0	C
14	156	10/20/2021	N	1	2	2	15	715	56	0	C
14	156	10/20/2021	N	1	2	2	15	730	66	0	C
14	156	10/20/2021	N	1	2	2	15	745	71	0	C
14	156	10/20/2021	N	1	2	2	15	800	66	0	C
14	156	10/20/2021	N	1	2	2	15	815	57	0	C
14	156	10/20/2021	N	1	2	2	15	830	77	0	C
14	156	10/20/2021	N	1	2	2	15	845	63	0	C
14	156	10/20/2021	N	1	2	2	15	900	61	0	C
14	156	10/20/2021	N	1	2	2	15	915	60	0	C
14	156	10/20/2021	N	1	2	2	15	930	57	0	C
14	156	10/20/2021	N	1	2	2	15	945	66	0	C
14	156	10/20/2021	N	1	2	2	15	1000	54	0	C
14	156	10/20/2021	N	1	2	2	15	1015	51	0	C
14	156	10/20/2021	N	1	2	2	15	1030	55	0	C
14	156	10/20/2021	N	1	2	2	15	1045	78	0	C
14	156	10/20/2021	N	1	2	2	15	1100	47	0	C
14	156	10/20/2021	N	1	2	2	15	1115	67	0	C
14	156	10/20/2021	N	1	2	2	15	1130	72	0	C
14	156	10/20/2021	N	1	2	2	15	1145	66	0	C
14	156	10/20/2021	N	1	2	2	15	1200	57	0	C
14	156	10/20/2021	N	2	2	2	15	15	28	0	C
14	156	10/20/2021	N	2	2	2	15	30	36	0	C
14	156	10/20/2021	N	2	2	2	15	45	28	0	C
14	156	10/20/2021	N	2	2	2	15	100	13	0	C
14	156	10/20/2021	N	2	2	2	15	115	17	0	C
14	156	10/20/2021	N	2	2	2	15	130	13	0	C
14	156	10/20/2021	N	2	2	2	15	145	16	0	C
14	156	10/20/2021	N	2	2	2	15	200	11	0	C
14	156	10/20/2021	N	2	2	2	15	215	14	0	C
14	156	10/20/2021	N	2	2	2	15	230	13	0	C
14	156	10/20/2021	N	2	2	2	15	245	12	0	C
14	156	10/20/2021	N	2	2	2	15	300	15	0	C
14	156	10/20/2021	N	2	2	2	15	315	10	0	C
14	156	10/20/2021	N	2	2	2	15	330	18	0	C
14	156	10/20/2021	N	2	2	2	15	345	5	0	C
14	156	10/20/2021	N	2	2	2	15	400	18	0	C
14	156	10/20/2021	N	2	2	2	15	415	14	0	C
14	156	10/20/2021	N	2	2	2	15	430	21	0	C
14	156	10/20/2021	N	2	2	2	15	445	22	0	C
14	156	10/20/2021	N	2	2	2	15	500	18	0	C
14	156	10/20/2021	N	2	2	2	15	515	34	0	C
14	156	10/20/2021	N	2	2	2	15	530	48	0	C
14	156	10/20/2021	N	2	2	2	15	545	58	0	C
14	156	10/20/2021	N	2	2	2	15	600	71	0	C
14	156	10/20/2021	N	2	2	2	15	615	107	0	C
14	156	10/20/2021	N	2	2	2	15	630	148	0	C
14	156	10/20/2021	N	2	2	2	15	645	142	0	C
14	156	10/20/2021	N	2	2	2	15	700	112	0	C

DocuSign Envelope ID: 00F7F873-2213-453E-A7D6-7A719BA1E281

14	156	10/20/2021	N	2	2	2	15	715	115	0	C
14	156	10/20/2021	N	2	2	2	15	730	141	0	C
14	156	10/20/2021	N	2	2	2	15	745	149	0	C
14	156	10/20/2021	N	2	2	2	15	800	141	0	C
14	156	10/20/2021	N	2	2	2	15	815	135	0	C
14	156	10/20/2021	N	2	2	2	15	830	122	0	C
14	156	10/20/2021	N	2	2	2	15	845	127	0	C
14	156	10/20/2021	N	2	2	2	15	900	126	0	C
14	156	10/20/2021	N	2	2	2	15	915	124	0	C
14	156	10/20/2021	N	2	2	2	15	930	122	0	C
14	156	10/20/2021	N	2	2	2	15	945	103	0	C
14	156	10/20/2021	N	2	2	2	15	1000	117	0	C
14	156	10/20/2021	N	2	2	2	15	1015	107	0	C
14	156	10/20/2021	N	2	2	2	15	1030	106	0	C
14	156	10/20/2021	N	2	2	2	15	1045	117	0	C
14	156	10/20/2021	N	2	2	2	15	1100	150	0	C
14	156	10/20/2021	N	2	2	2	15	1115	113	0	C
14	156	10/20/2021	N	2	2	2	15	1130	115	0	C
14	156	10/20/2021	N	2	2	2	15	1145	123	0	C
14	156	10/20/2021	N	2	2	2	15	1200	131	0	C
14	156	10/20/2021	N	3	2	2	15	15	21	0	C
14	156	10/20/2021	N	3	2	2	15	30	26	0	C
14	156	10/20/2021	N	3	2	2	15	45	27	0	C
14	156	10/20/2021	N	3	2	2	15	100	25	0	C
14	156	10/20/2021	N	3	2	2	15	115	25	0	C
14	156	10/20/2021	N	3	2	2	15	130	28	0	C
14	156	10/20/2021	N	3	2	2	15	145	20	0	C
14	156	10/20/2021	N	3	2	2	15	200	21	0	C
14	156	10/20/2021	N	3	2	2	15	215	20	0	C
14	156	10/20/2021	N	3	2	2	15	230	20	0	C
14	156	10/20/2021	N	3	2	2	15	245	18	0	C
14	156	10/20/2021	N	3	2	2	15	300	22	0	C
14	156	10/20/2021	N	3	2	2	15	315	25	0	C
14	156	10/20/2021	N	3	2	2	15	330	24	0	C
14	156	10/20/2021	N	3	2	2	15	345	20	0	C
14	156	10/20/2021	N	3	2	2	15	400	23	0	C
14	156	10/20/2021	N	3	2	2	15	415	38	0	C
14	156	10/20/2021	N	3	2	2	15	430	30	0	C
14	156	10/20/2021	N	3	2	2	15	445	26	0	C
14	156	10/20/2021	N	3	2	2	15	500	32	0	C
14	156	10/20/2021	N	3	2	2	15	515	44	0	C
14	156	10/20/2021	N	3	2	2	15	530	40	0	C
14	156	10/20/2021	N	3	2	2	15	545	58	0	C
14	156	10/20/2021	N	3	2	2	15	600	62	0	C
14	156	10/20/2021	N	3	2	2	15	615	77	0	C
14	156	10/20/2021	N	3	2	2	15	630	106	0	C
14	156	10/20/2021	N	3	2	2	15	645	103	0	C
14	156	10/20/2021	N	3	2	2	15	700	91	0	C
14	156	10/20/2021	N	3	2	2	15	715	103	0	C
14	156	10/20/2021	N	3	2	2	15	730	124	0	C
14	156	10/20/2021	N	3	2	2	15	745	128	0	C
14	156	10/20/2021	N	3	2	2	15	800	103	0	C

DocuSign Envelope ID: 00F7F873-2213-453E-A7D6-7A719BA1E281

14	156	10/20/2021	N	3	2	2	15	815	115	0	C
14	156	10/20/2021	N	3	2	2	15	830	107	0	C
14	156	10/20/2021	N	3	2	2	15	845	111	0	C
14	156	10/20/2021	N	3	2	2	15	900	97	0	C
14	156	10/20/2021	N	3	2	2	15	915	118	0	C
14	156	10/20/2021	N	3	2	2	15	930	135	0	C
14	156	10/20/2021	N	3	2	2	15	945	141	0	C
14	156	10/20/2021	N	3	2	2	15	1000	119	0	C
14	156	10/20/2021	N	3	2	2	15	1015	148	0	C
14	156	10/20/2021	N	3	2	2	15	1030	136	0	C
14	156	10/20/2021	N	3	2	2	15	1045	119	0	C
14	156	10/20/2021	N	3	2	2	15	1100	126	0	C
14	156	10/20/2021	N	3	2	2	15	1115	130	0	C
14	156	10/20/2021	N	3	2	2	15	1130	135	0	C
14	156	10/20/2021	N	3	2	2	15	1145	140	0	C
14	156	10/20/2021	N	3	2	2	15	1200	143	0	C
14	156	10/20/2021	N	4	2	2	15	15	48	0	C
14	156	10/20/2021	N	4	2	2	15	30	30	0	C
14	156	10/20/2021	N	4	2	2	15	45	20	0	C
14	156	10/20/2021	N	4	2	2	15	100	28	0	C
14	156	10/20/2021	N	4	2	2	15	115	36	0	C
14	156	10/20/2021	N	4	2	2	15	130	31	0	C
14	156	10/20/2021	N	4	2	2	15	145	24	0	C
14	156	10/20/2021	N	4	2	2	15	200	16	0	C
14	156	10/20/2021	N	4	2	2	15	215	18	0	C
14	156	10/20/2021	N	4	2	2	15	230	23	0	C
14	156	10/20/2021	N	4	2	2	15	245	15	0	C
14	156	10/20/2021	N	4	2	2	15	300	22	0	C
14	156	10/20/2021	N	4	2	2	15	315	30	0	C
14	156	10/20/2021	N	4	2	2	15	330	27	0	C
14	156	10/20/2021	N	4	2	2	15	345	22	0	C
14	156	10/20/2021	N	4	2	2	15	400	27	0	C
14	156	10/20/2021	N	4	2	2	15	415	43	0	C
14	156	10/20/2021	N	4	2	2	15	430	33	0	C
14	156	10/20/2021	N	4	2	2	15	445	44	0	C
14	156	10/20/2021	N	4	2	2	15	500	54	0	C
14	156	10/20/2021	N	4	2	2	15	515	70	0	C
14	156	10/20/2021	N	4	2	2	15	530	85	0	C
14	156	10/20/2021	N	4	2	2	15	545	94	0	C
14	156	10/20/2021	N	4	2	2	15	600	120	0	C
14	156	10/20/2021	N	4	2	2	15	615	149	0	C
14	156	10/20/2021	N	4	2	2	15	630	157	0	C
14	156	10/20/2021	N	4	2	2	15	645	164	0	C
14	156	10/20/2021	N	4	2	2	15	700	160	0	C
14	156	10/20/2021	N	4	2	2	15	715	151	0	C
14	156	10/20/2021	N	4	2	2	15	730	146	0	C
14	156	10/20/2021	N	4	2	2	15	745	167	0	C
14	156	10/20/2021	N	4	2	2	15	800	171	0	C
14	156	10/20/2021	N	4	2	2	15	815	182	0	C
14	156	10/20/2021	N	4	2	2	15	830	157	0	C
14	156	10/20/2021	N	4	2	2	15	845	183	0	C
14	156	10/20/2021	N	4	2	2	15	900	160	0	C

DocuSign Envelope ID: 00F7F873-2213-453E-A7D6-7A719BA1E281

14	156	10/20/2021	N	4	2	2	15	915	167	0	C
14	156	10/20/2021	N	4	2	2	15	930	178	0	C
14	156	10/20/2021	N	4	2	2	15	945	174	0	C
14	156	10/20/2021	N	4	2	2	15	1000	181	0	C
14	156	10/20/2021	N	4	2	2	15	1015	187	0	C
14	156	10/20/2021	N	4	2	2	15	1030	190	0	C
14	156	10/20/2021	N	4	2	2	15	1045	177	0	C
14	156	10/20/2021	N	4	2	2	15	1100	185	0	C
14	156	10/20/2021	N	4	2	2	15	1115	185	0	C
14	156	10/20/2021	N	4	2	2	15	1130	172	0	C
14	156	10/20/2021	N	4	2	2	15	1145	202	0	C
14	156	10/20/2021	N	4	2	2	15	1200	172	0	C
14	156	10/20/2021	N	5	2	2	15	15	21	0	C
14	156	10/20/2021	N	5	2	2	15	30	8	0	C
14	156	10/20/2021	N	5	2	2	15	45	13	0	C
14	156	10/20/2021	N	5	2	2	15	100	10	0	C
14	156	10/20/2021	N	5	2	2	15	115	5	0	C
14	156	10/20/2021	N	5	2	2	15	130	11	0	C
14	156	10/20/2021	N	5	2	2	15	145	6	0	C
14	156	10/20/2021	N	5	2	2	15	200	7	0	C
14	156	10/20/2021	N	5	2	2	15	215	4	0	C
14	156	10/20/2021	N	5	2	2	15	230	4	0	C
14	156	10/20/2021	N	5	2	2	15	245	5	0	C
14	156	10/20/2021	N	5	2	2	15	300	4	0	C
14	156	10/20/2021	N	5	2	2	15	315	9	0	C
14	156	10/20/2021	N	5	2	2	15	330	5	0	C
14	156	10/20/2021	N	5	2	2	15	345	7	0	C
14	156	10/20/2021	N	5	2	2	15	400	10	0	C
14	156	10/20/2021	N	5	2	2	15	415	9	0	C
14	156	10/20/2021	N	5	2	2	15	430	10	0	C
14	156	10/20/2021	N	5	2	2	15	445	13	0	C
14	156	10/20/2021	N	5	2	2	15	500	13	0	C
14	156	10/20/2021	N	5	2	2	15	515	24	0	C
14	156	10/20/2021	N	5	2	2	15	530	34	0	C
14	156	10/20/2021	N	5	2	2	15	545	48	0	C
14	156	10/20/2021	N	5	2	2	15	600	60	0	C
14	156	10/20/2021	N	5	2	2	15	615	87	0	C
14	156	10/20/2021	N	5	2	2	15	630	133	0	C
14	156	10/20/2021	N	5	2	2	15	645	149	0	C
14	156	10/20/2021	N	5	2	2	15	700	110	0	C
14	156	10/20/2021	N	5	2	2	15	715	107	0	C
14	156	10/20/2021	N	5	2	2	15	730	115	0	C
14	156	10/20/2021	N	5	2	2	15	745	130	0	C
14	156	10/20/2021	N	5	2	2	15	800	110	0	C
14	156	10/20/2021	N	5	2	2	15	815	104	0	C
14	156	10/20/2021	N	5	2	2	15	830	117	0	C
14	156	10/20/2021	N	5	2	2	15	845	131	0	C
14	156	10/20/2021	N	5	2	2	15	900	123	0	C
14	156	10/20/2021	N	5	2	2	15	915	150	0	C
14	156	10/20/2021	N	5	2	2	15	930	121	0	C
14	156	10/20/2021	N	5	2	2	15	945	130	0	C
14	156	10/20/2021	N	5	2	2	15	1000	112	0	C

DocuSign Envelope ID: 00F7F873-2213-453E-A7D6-7A719BA1E281

14	156	10/20/2021	N	5	2	2	15	1015	131	0	C
14	156	10/20/2021	N	5	2	2	15	1030	134	0	C
14	156	10/20/2021	N	5	2	2	15	1045	147	0	C
14	156	10/20/2021	N	5	2	2	15	1100	156	0	C
14	156	10/20/2021	N	5	2	2	15	1115	129	0	C
14	156	10/20/2021	N	5	2	2	15	1130	115	0	C
14	156	10/20/2021	N	5	2	2	15	1145	132	0	C
14	156	10/20/2021	N	5	2	2	15	1200	104	0	C
14	156	10/20/2021	S	1	2	2	15	15	16	0	C
14	156	10/20/2021	S	1	2	2	15	30	13	0	C
14	156	10/20/2021	S	1	2	2	15	45	11	0	C
14	156	10/20/2021	S	1	2	2	15	100	7	0	C
14	156	10/20/2021	S	1	2	2	15	115	9	0	C
14	156	10/20/2021	S	1	2	2	15	130	10	0	C
14	156	10/20/2021	S	1	2	2	15	145	7	0	C
14	156	10/20/2021	S	1	2	2	15	200	8	0	C
14	156	10/20/2021	S	1	2	2	15	215	9	0	C
14	156	10/20/2021	S	1	2	2	15	230	6	0	C
14	156	10/20/2021	S	1	2	2	15	245	7	0	C
14	156	10/20/2021	S	1	2	2	15	300	7	0	C
14	156	10/20/2021	S	1	2	2	15	315	15	0	C
14	156	10/20/2021	S	1	2	2	15	330	7	0	C
14	156	10/20/2021	S	1	2	2	15	345	17	0	C
14	156	10/20/2021	S	1	2	2	15	400	16	0	C
14	156	10/20/2021	S	1	2	2	15	415	25	0	C
14	156	10/20/2021	S	1	2	2	15	430	23	0	C
14	156	10/20/2021	S	1	2	2	15	445	39	0	C
14	156	10/20/2021	S	1	2	2	15	500	51	0	C
14	156	10/20/2021	S	1	2	2	15	515	60	0	C
14	156	10/20/2021	S	1	2	2	15	530	98	0	C
14	156	10/20/2021	S	1	2	2	15	545	119	0	C
14	156	10/20/2021	S	1	2	2	15	600	135	0	C
14	156	10/20/2021	S	1	2	2	15	615	176	0	C
14	156	10/20/2021	S	1	2	2	15	630	184	0	C
14	156	10/20/2021	S	1	2	2	15	645	195	0	C
14	156	10/20/2021	S	1	2	2	15	700	208	0	C
14	156	10/20/2021	S	1	2	2	15	715	252	0	C
14	156	10/20/2021	S	1	2	2	15	730	247	0	C
14	156	10/20/2021	S	1	2	2	15	745	213	0	C
14	156	10/20/2021	S	1	2	2	15	800	167	0	C
14	156	10/20/2021	S	1	2	2	15	815	166	0	C
14	156	10/20/2021	S	1	2	2	15	830	174	0	C
14	156	10/20/2021	S	1	2	2	15	845	147	0	C
14	156	10/20/2021	S	1	2	2	15	900	149	0	C
14	156	10/20/2021	S	1	2	2	15	915	142	0	C
14	156	10/20/2021	S	1	2	2	15	930	167	0	C
14	156	10/20/2021	S	1	2	2	15	945	149	0	C
14	156	10/20/2021	S	1	2	2	15	1000	121	0	C
14	156	10/20/2021	S	1	2	2	15	1015	135	0	C
14	156	10/20/2021	S	1	2	2	15	1030	120	0	C
14	156	10/20/2021	S	1	2	2	15	1045	97	0	C
14	156	10/20/2021	S	1	2	2	15	1100	116	0	C

DocuSign Envelope ID: 00F7F873-2213-453E-A7D6-7A719BA1E281

14	156	10/20/2021	S	1	2	2	15	1115	101	0	C
14	156	10/20/2021	S	1	2	2	15	1130	114	0	C
14	156	10/20/2021	S	1	2	2	15	1145	117	0	C
14	156	10/20/2021	S	1	2	2	15	1200	104	0	C
14	156	10/20/2021	S	2	2	2	15	15	23	0	C
14	156	10/20/2021	S	2	2	2	15	30	19	0	C
14	156	10/20/2021	S	2	2	2	15	45	18	0	C
14	156	10/20/2021	S	2	2	2	15	100	21	0	C
14	156	10/20/2021	S	2	2	2	15	115	18	0	C
14	156	10/20/2021	S	2	2	2	15	130	20	0	C
14	156	10/20/2021	S	2	2	2	15	145	11	0	C
14	156	10/20/2021	S	2	2	2	15	200	19	0	C
14	156	10/20/2021	S	2	2	2	15	215	13	0	C
14	156	10/20/2021	S	2	2	2	15	230	14	0	C
14	156	10/20/2021	S	2	2	2	15	245	21	0	C
14	156	10/20/2021	S	2	2	2	15	300	33	0	C
14	156	10/20/2021	S	2	2	2	15	315	19	0	C
14	156	10/20/2021	S	2	2	2	15	330	20	0	C
14	156	10/20/2021	S	2	2	2	15	345	33	0	C
14	156	10/20/2021	S	2	2	2	15	400	31	0	C
14	156	10/20/2021	S	2	2	2	15	415	42	0	C
14	156	10/20/2021	S	2	2	2	15	430	51	0	C
14	156	10/20/2021	S	2	2	2	15	445	51	0	C
14	156	10/20/2021	S	2	2	2	15	500	91	0	C
14	156	10/20/2021	S	2	2	2	15	515	104	0	C
14	156	10/20/2021	S	2	2	2	15	530	159	0	C
14	156	10/20/2021	S	2	2	2	15	545	169	0	C
14	156	10/20/2021	S	2	2	2	15	600	215	0	C
14	156	10/20/2021	S	2	2	2	15	615	284	0	C
14	156	10/20/2021	S	2	2	2	15	630	320	0	C
14	156	10/20/2021	S	2	2	2	15	645	296	0	C
14	156	10/20/2021	S	2	2	2	15	700	343	0	C
14	156	10/20/2021	S	2	2	2	15	715	354	0	C
14	156	10/20/2021	S	2	2	2	15	730	334	0	C
14	156	10/20/2021	S	2	2	2	15	745	305	0	C
14	156	10/20/2021	S	2	2	2	15	800	251	0	C
14	156	10/20/2021	S	2	2	2	15	815	269	0	C
14	156	10/20/2021	S	2	2	2	15	830	278	0	C
14	156	10/20/2021	S	2	2	2	15	845	256	0	C
14	156	10/20/2021	S	2	2	2	15	900	225	0	C
14	156	10/20/2021	S	2	2	2	15	915	203	0	C
14	156	10/20/2021	S	2	2	2	15	930	235	0	C
14	156	10/20/2021	S	2	2	2	15	945	218	0	C
14	156	10/20/2021	S	2	2	2	15	1000	206	0	C
14	156	10/20/2021	S	2	2	2	15	1015	200	0	C
14	156	10/20/2021	S	2	2	2	15	1030	201	0	C
14	156	10/20/2021	S	2	2	2	15	1045	201	0	C
14	156	10/20/2021	S	2	2	2	15	1100	165	0	C
14	156	10/20/2021	S	2	2	2	15	1115	178	0	C
14	156	10/20/2021	S	2	2	2	15	1130	176	0	C
14	156	10/20/2021	S	2	2	2	15	1145	195	0	C
14	156	10/20/2021	S	2	2	2	15	1200	180	0	C

DocuSign Envelope ID: 00F7F873-2213-453E-A7D6-7A719BA1E281

14	156	10/20/2021	S	3	2	2	15	15	31	0	C
14	156	10/20/2021	S	3	2	2	15	30	16	0	C
14	156	10/20/2021	S	3	2	2	15	45	25	0	C
14	156	10/20/2021	S	3	2	2	15	100	15	0	C
14	156	10/20/2021	S	3	2	2	15	115	20	0	C
14	156	10/20/2021	S	3	2	2	15	130	10	0	C
14	156	10/20/2021	S	3	2	2	15	145	15	0	C
14	156	10/20/2021	S	3	2	2	15	200	17	0	C
14	156	10/20/2021	S	3	2	2	15	215	14	0	C
14	156	10/20/2021	S	3	2	2	15	230	18	0	C
14	156	10/20/2021	S	3	2	2	15	245	15	0	C
14	156	10/20/2021	S	3	2	2	15	300	24	0	C
14	156	10/20/2021	S	3	2	2	15	315	24	0	C
14	156	10/20/2021	S	3	2	2	15	330	22	0	C
14	156	10/20/2021	S	3	2	2	15	345	21	0	C
14	156	10/20/2021	S	3	2	2	15	400	23	0	C
14	156	10/20/2021	S	3	2	2	15	415	38	0	C
14	156	10/20/2021	S	3	2	2	15	430	56	0	C
14	156	10/20/2021	S	3	2	2	15	445	64	0	C
14	156	10/20/2021	S	3	2	2	15	500	83	0	C
14	156	10/20/2021	S	3	2	2	15	515	108	0	C
14	156	10/20/2021	S	3	2	2	15	530	173	0	C
14	156	10/20/2021	S	3	2	2	15	545	216	0	C
14	156	10/20/2021	S	3	2	2	15	600	265	0	C
14	156	10/20/2021	S	3	2	2	15	615	351	0	C
14	156	10/20/2021	S	3	2	2	15	630	362	0	C
14	156	10/20/2021	S	3	2	2	15	645	386	0	C
14	156	10/20/2021	S	3	2	2	15	700	398	0	C
14	156	10/20/2021	S	3	2	2	15	715	383	0	C
14	156	10/20/2021	S	3	2	2	15	730	417	0	C
14	156	10/20/2021	S	3	2	2	15	745	386	0	C
14	156	10/20/2021	S	3	2	2	15	800	335	0	C
14	156	10/20/2021	S	3	2	2	15	815	333	0	C
14	156	10/20/2021	S	3	2	2	15	830	299	0	C
14	156	10/20/2021	S	3	2	2	15	845	300	0	C
14	156	10/20/2021	S	3	2	2	15	900	285	0	C
14	156	10/20/2021	S	3	2	2	15	915	255	0	C
14	156	10/20/2021	S	3	2	2	15	930	246	0	C
14	156	10/20/2021	S	3	2	2	15	945	221	0	C
14	156	10/20/2021	S	3	2	2	15	1000	244	0	C
14	156	10/20/2021	S	3	2	2	15	1015	237	0	C
14	156	10/20/2021	S	3	2	2	15	1030	221	0	C
14	156	10/20/2021	S	3	2	2	15	1045	237	0	C
14	156	10/20/2021	S	3	2	2	15	1100	211	0	C
14	156	10/20/2021	S	3	2	2	15	1115	202	0	C
14	156	10/20/2021	S	3	2	2	15	1130	222	0	C
14	156	10/20/2021	S	3	2	2	15	1145	211	0	C
14	156	10/20/2021	S	3	2	2	15	1200	190	0	C
14	156	10/20/2021	S	4	2	2	15	15	30	0	C
14	156	10/20/2021	S	4	2	2	15	30	29	0	C
14	156	10/20/2021	S	4	2	2	15	45	29	0	C
14	156	10/20/2021	S	4	2	2	15	100	28	0	C

DocuSign Envelope ID: 00F7F873-2213-453E-A7D6-7A719BA1E281

14	156	10/20/2021	S	4	2	2	15	115	25	0	C
14	156	10/20/2021	S	4	2	2	15	130	24	0	C
14	156	10/20/2021	S	4	2	2	15	145	33	0	C
14	156	10/20/2021	S	4	2	2	15	200	24	0	C
14	156	10/20/2021	S	4	2	2	15	215	26	0	C
14	156	10/20/2021	S	4	2	2	15	230	24	0	C
14	156	10/20/2021	S	4	2	2	15	245	26	0	C
14	156	10/20/2021	S	4	2	2	15	300	39	0	C
14	156	10/20/2021	S	4	2	2	15	315	28	0	C
14	156	10/20/2021	S	4	2	2	15	330	32	0	C
14	156	10/20/2021	S	4	2	2	15	345	37	0	C
14	156	10/20/2021	S	4	2	2	15	400	31	0	C
14	156	10/20/2021	S	4	2	2	15	415	44	0	C
14	156	10/20/2021	S	4	2	2	15	430	70	0	C
14	156	10/20/2021	S	4	2	2	15	445	72	0	C
14	156	10/20/2021	S	4	2	2	15	500	61	0	C
14	156	10/20/2021	S	4	2	2	15	515	90	0	C
14	156	10/20/2021	S	4	2	2	15	530	117	0	C
14	156	10/20/2021	S	4	2	2	15	545	147	0	C
14	156	10/20/2021	S	4	2	2	15	600	163	0	C
14	156	10/20/2021	S	4	2	2	15	615	227	0	C
14	156	10/20/2021	S	4	2	2	15	630	235	0	C
14	156	10/20/2021	S	4	2	2	15	645	219	0	C
14	156	10/20/2021	S	4	2	2	15	700	219	0	C
14	156	10/20/2021	S	4	2	2	15	715	239	0	C
14	156	10/20/2021	S	4	2	2	15	730	295	0	C
14	156	10/20/2021	S	4	2	2	15	745	276	0	C
14	156	10/20/2021	S	4	2	2	15	800	207	0	C
14	156	10/20/2021	S	4	2	2	15	815	213	0	C
14	156	10/20/2021	S	4	2	2	15	830	246	0	C
14	156	10/20/2021	S	4	2	2	15	845	237	0	C
14	156	10/20/2021	S	4	2	2	15	900	240	0	C
14	156	10/20/2021	S	4	2	2	15	915	201	0	C
14	156	10/20/2021	S	4	2	2	15	930	207	0	C
14	156	10/20/2021	S	4	2	2	15	945	173	0	C
14	156	10/20/2021	S	4	2	2	15	1000	179	0	C
14	156	10/20/2021	S	4	2	2	15	1015	173	0	C
14	156	10/20/2021	S	4	2	2	15	1030	190	0	C
14	156	10/20/2021	S	4	2	2	15	1045	170	0	C
14	156	10/20/2021	S	4	2	2	15	1100	185	0	C
14	156	10/20/2021	S	4	2	2	15	1115	171	0	C
14	156	10/20/2021	S	4	2	2	15	1130	177	0	C
14	156	10/20/2021	S	4	2	2	15	1145	192	0	C
14	156	10/20/2021	S	4	2	2	15	1200	168	0	C
14	156	10/20/2021	S	5	2	2	15	15	29	0	C
14	156	10/20/2021	S	5	2	2	15	30	35	0	C
14	156	10/20/2021	S	5	2	2	15	45	33	0	C
14	156	10/20/2021	S	5	2	2	15	100	23	0	C
14	156	10/20/2021	S	5	2	2	15	115	25	0	C
14	156	10/20/2021	S	5	2	2	15	130	27	0	C
14	156	10/20/2021	S	5	2	2	15	145	21	0	C
14	156	10/20/2021	S	5	2	2	15	200	23	0	C

DocuSign Envelope ID: 00F7F873-2213-453E-A7D6-7A719BA1E281

14	156	10/20/2021	S	5	2	2	15	215	16	0	C
14	156	10/20/2021	S	5	2	2	15	230	25	0	C
14	156	10/20/2021	S	5	2	2	15	245	24	0	C
14	156	10/20/2021	S	5	2	2	15	300	22	0	C
14	156	10/20/2021	S	5	2	2	15	315	27	0	C
14	156	10/20/2021	S	5	2	2	15	330	30	0	C
14	156	10/20/2021	S	5	2	2	15	345	38	0	C
14	156	10/20/2021	S	5	2	2	15	400	42	0	C
14	156	10/20/2021	S	5	2	2	15	415	48	0	C
14	156	10/20/2021	S	5	2	2	15	430	65	0	C
14	156	10/20/2021	S	5	2	2	15	445	63	0	C
14	156	10/20/2021	S	5	2	2	15	500	78	0	C
14	156	10/20/2021	S	5	2	2	15	515	108	0	C
14	156	10/20/2021	S	5	2	2	15	530	129	0	C
14	156	10/20/2021	S	5	2	2	15	545	180	0	C
14	156	10/20/2021	S	5	2	2	15	600	179	0	C
14	156	10/20/2021	S	5	2	2	15	615	229	0	C
14	156	10/20/2021	S	5	2	2	15	630	233	0	C
14	156	10/20/2021	S	5	2	2	15	645	243	0	C
14	156	10/20/2021	S	5	2	2	15	700	232	0	C
14	156	10/20/2021	S	5	2	2	15	715	262	0	C
14	156	10/20/2021	S	5	2	2	15	730	286	0	C
14	156	10/20/2021	S	5	2	2	15	745	265	0	C
14	156	10/20/2021	S	5	2	2	15	800	231	0	C
14	156	10/20/2021	S	5	2	2	15	815	212	0	C
14	156	10/20/2021	S	5	2	2	15	830	239	0	C
14	156	10/20/2021	S	5	2	2	15	845	225	0	C
14	156	10/20/2021	S	5	2	2	15	900	214	0	C
14	156	10/20/2021	S	5	2	2	15	915	227	0	C
14	156	10/20/2021	S	5	2	2	15	930	198	0	C
14	156	10/20/2021	S	5	2	2	15	945	210	0	C
14	156	10/20/2021	S	5	2	2	15	1000	191	0	C
14	156	10/20/2021	S	5	2	2	15	1015	191	0	C
14	156	10/20/2021	S	5	2	2	15	1030	197	0	C
14	156	10/20/2021	S	5	2	2	15	1045	201	0	C
14	156	10/20/2021	S	5	2	2	15	1100	188	0	C
14	156	10/20/2021	S	5	2	2	15	1115	191	0	C
14	156	10/20/2021	S	5	2	2	15	1130	207	0	C
14	156	10/20/2021	S	5	2	2	15	1145	209	0	C
14	156	10/20/2021	S	5	2	2	15	1200	192	0	C
14	156	10/20/2021	S	6	2	2	15	15	8	0	C
14	156	10/20/2021	S	6	2	2	15	30	9	0	C
14	156	10/20/2021	S	6	2	2	15	45	9	0	C
14	156	10/20/2021	S	6	2	2	15	100	11	0	C
14	156	10/20/2021	S	6	2	2	15	115	6	0	C
14	156	10/20/2021	S	6	2	2	15	130	6	0	C
14	156	10/20/2021	S	6	2	2	15	145	9	0	C
14	156	10/20/2021	S	6	2	2	15	200	8	0	C
14	156	10/20/2021	S	6	2	2	15	215	4	0	C
14	156	10/20/2021	S	6	2	2	15	230	2	0	C
14	156	10/20/2021	S	6	2	2	15	245	7	0	C
14	156	10/20/2021	S	6	2	2	15	300	7	0	C

DocuSign Envelope ID: 00F7F873-2213-453E-A7D6-7A719BA1E281

14	156	10/20/2021	S	6	2	2	15	315	4	0	C
14	156	10/20/2021	S	6	2	2	15	330	12	0	C
14	156	10/20/2021	S	6	2	2	15	345	12	0	C
14	156	10/20/2021	S	6	2	2	15	400	10	0	C
14	156	10/20/2021	S	6	2	2	15	415	7	0	C
14	156	10/20/2021	S	6	2	2	15	430	19	0	C
14	156	10/20/2021	S	6	2	2	15	445	25	0	C
14	156	10/20/2021	S	6	2	2	15	500	35	0	C
14	156	10/20/2021	S	6	2	2	15	515	49	0	C
14	156	10/20/2021	S	6	2	2	15	530	111	0	C
14	156	10/20/2021	S	6	2	2	15	545	120	0	C
14	156	10/20/2021	S	6	2	2	15	600	143	0	C
14	156	10/20/2021	S	6	2	2	15	615	219	0	C
14	156	10/20/2021	S	6	2	2	15	630	246	0	C
14	156	10/20/2021	S	6	2	2	15	645	237	0	C
14	156	10/20/2021	S	6	2	2	15	700	214	0	C
14	156	10/20/2021	S	6	2	2	15	715	256	0	C
14	156	10/20/2021	S	6	2	2	15	730	293	0	C
14	156	10/20/2021	S	6	2	2	15	745	247	0	C
14	156	10/20/2021	S	6	2	2	15	800	212	0	C
14	156	10/20/2021	S	6	2	2	15	815	186	0	C
14	156	10/20/2021	S	6	2	2	15	830	190	0	C
14	156	10/20/2021	S	6	2	2	15	845	181	0	C
14	156	10/20/2021	S	6	2	2	15	900	149	0	C
14	156	10/20/2021	S	6	2	2	15	915	152	0	C
14	156	10/20/2021	S	6	2	2	15	930	145	0	C
14	156	10/20/2021	S	6	2	2	15	945	146	0	C
14	156	10/20/2021	S	6	2	2	15	1000	132	0	C
14	156	10/20/2021	S	6	2	2	15	1015	151	0	C
14	156	10/20/2021	S	6	2	2	15	1030	143	0	C
14	156	10/20/2021	S	6	2	2	15	1045	131	0	C
14	156	10/20/2021	S	6	2	2	15	1100	114	0	C
14	156	10/20/2021	S	6	2	2	15	1115	112	0	C
14	156	10/20/2021	S	6	2	2	15	1130	141	0	C
14	156	10/20/2021	S	6	2	2	15	1145	130	0	C
14	156	10/20/2021	S	6	2	2	15	1200	143	0	C

DocuSign Envelope ID: 00F7F873-2213-453E-A7D6-7A719BA1E281

142713_SB On Ramp from SR 56

County	Site No.	Date	Direction	Lane			Interval	Start Time	15-Min Vol		
14	2713	10/19/2021	S	1	1	2	15	15	62	0	C
14	2713	10/19/2021	S	1	1	2	15	30	40	0	C
14	2713	10/19/2021	S	1	1	2	15	45	38	0	C
14	2713	10/19/2021	S	1	1	2	15	100	20	0	C
14	2713	10/19/2021	S	1	1	2	15	115	29	0	C
14	2713	10/19/2021	S	1	1	2	15	130	26	0	C
14	2713	10/19/2021	S	1	1	2	15	145	18	0	C
14	2713	10/19/2021	S	1	1	2	15	200	31	0	C
14	2713	10/19/2021	S	1	1	2	15	215	13	0	C
14	2713	10/19/2021	S	1	1	2	15	230	30	0	C
14	2713	10/19/2021	S	1	1	2	15	245	21	0	C
14	2713	10/19/2021	S	1	1	2	15	300	40	0	C
14	2713	10/19/2021	S	1	1	2	15	315	40	0	C
14	2713	10/19/2021	S	1	1	2	15	330	39	0	C
14	2713	10/19/2021	S	1	1	2	15	345	49	0	C
14	2713	10/19/2021	S	1	1	2	15	400	44	0	C
14	2713	10/19/2021	S	1	1	2	15	415	71	0	C
14	2713	10/19/2021	S	1	1	2	15	430	93	0	C
14	2713	10/19/2021	S	1	1	2	15	445	102	0	C
14	2713	10/19/2021	S	1	1	2	15	500	144	0	C
14	2713	10/19/2021	S	1	1	2	15	515	189	0	C
14	2713	10/19/2021	S	1	1	2	15	530	247	0	C
14	2713	10/19/2021	S	1	1	2	15	545	347	0	C
14	2713	10/19/2021	S	1	1	2	15	600	384	0	C
14	2713	10/19/2021	S	1	1	2	15	615	505	0	C
14	2713	10/19/2021	S	1	1	2	15	630	628	0	C
14	2713	10/19/2021	S	1	1	2	15	645	666	0	C
14	2713	10/19/2021	S	1	1	2	15	700	664	0	C
14	2713	10/19/2021	S	1	1	2	15	715	776	0	C
14	2713	10/19/2021	S	1	1	2	15	730	782	0	C
14	2713	10/19/2021	S	1	1	2	15	745	804	0	C
14	2713	10/19/2021	S	1	1	2	15	800	604	0	C
14	2713	10/19/2021	S	1	1	2	15	815	577	0	C
14	2713	10/19/2021	S	1	1	2	15	830	643	0	C
14	2713	10/19/2021	S	1	1	2	15	845	615	0	C
14	2713	10/19/2021	S	1	1	2	15	900	559	0	C
14	2713	10/19/2021	S	1	1	2	15	915	503	0	C
14	2713	10/19/2021	S	1	1	2	15	930	466	0	C
14	2713	10/19/2021	S	1	1	2	15	945	453	0	C
14	2713	10/19/2021	S	1	1	2	15	1000	435	0	C
14	2713	10/19/2021	S	1	1	2	15	1015	393	0	C
14	2713	10/19/2021	S	1	1	2	15	1030	451	0	C
14	2713	10/19/2021	S	1	1	2	15	1045	415	0	C
14	2713	10/19/2021	S	1	1	2	15	1100	384	0	C
14	2713	10/19/2021	S	1	1	2	15	1115	389	0	C
14	2713	10/19/2021	S	1	1	2	15	1130	379	0	C
14	2713	10/19/2021	S	1	1	2	15	1145	415	0	C
14	2713	10/19/2021	S	1	1	2	15	1200	362	0	C

DocuSign Envelope ID: 00F7F873-2213-453E-A7D6-7A719BA1E281

14	2713	10/19/2021	S	1	1	2	15	1215	398	0	C
14	2713	10/19/2021	S	1	1	2	15	1230	383	0	C
14	2713	10/19/2021	S	1	1	2	15	1245	381	0	C
14	2713	10/19/2021	S	1	1	2	15	1300	356	0	C
14	2713	10/19/2021	S	1	1	2	15	1315	411	0	C
14	2713	10/19/2021	S	1	1	2	15	1330	430	0	C
14	2713	10/19/2021	S	1	1	2	15	1345	381	0	C
14	2713	10/19/2021	S	1	1	2	15	1400	411	0	C
14	2713	10/19/2021	S	1	1	2	15	1415	434	0	C
14	2713	10/19/2021	S	1	1	2	15	1430	405	0	C
14	2713	10/19/2021	S	1	1	2	15	1445	401	0	C
14	2713	10/19/2021	S	1	1	2	15	1500	446	0	C
14	2713	10/19/2021	S	1	1	2	15	1515	426	0	C
14	2713	10/19/2021	S	1	1	2	15	1530	439	0	C
14	2713	10/19/2021	S	1	1	2	15	1545	444	0	C
14	2713	10/19/2021	S	1	1	2	15	1600	451	0	C
14	2713	10/19/2021	S	1	1	2	15	1615	424	0	C
14	2713	10/19/2021	S	1	1	2	15	1630	451	0	C
14	2713	10/19/2021	S	1	1	2	15	1645	479	0	C
14	2713	10/19/2021	S	1	1	2	15	1700	445	0	C
14	2713	10/19/2021	S	1	1	2	15	1715	455	0	C
14	2713	10/19/2021	S	1	1	2	15	1730	481	0	C
14	2713	10/19/2021	S	1	1	2	15	1745	462	0	C
14	2713	10/19/2021	S	1	1	2	15	1800	429	0	C
14	2713	10/19/2021	S	1	1	2	15	1815	484	0	C
14	2713	10/19/2021	S	1	1	2	15	1830	439	0	C
14	2713	10/19/2021	S	1	1	2	15	1845	441	0	C
14	2713	10/19/2021	S	1	1	2	15	1900	368	0	C
14	2713	10/19/2021	S	1	1	2	15	1915	392	0	C
14	2713	10/19/2021	S	1	1	2	15	1930	354	0	C
14	2713	10/19/2021	S	1	1	2	15	1945	293	0	C
14	2713	10/19/2021	S	1	1	2	15	2000	305	0	C
14	2713	10/19/2021	S	1	1	2	15	2015	287	0	C
14	2713	10/19/2021	S	1	1	2	15	2030	323	0	C
14	2713	10/19/2021	S	1	1	2	15	2045	214	0	C
14	2713	10/19/2021	S	1	1	2	15	2100	228	0	C
14	2713	10/19/2021	S	1	1	2	15	2115	176	0	C
14	2713	10/19/2021	S	1	1	2	15	2130	185	0	C
14	2713	10/19/2021	S	1	1	2	15	2145	177	0	C
14	2713	10/19/2021	S	1	1	2	15	2200	141	0	C
14	2713	10/19/2021	S	1	1	2	15	2215	103	0	C
14	2713	10/19/2021	S	1	1	2	15	2230	127	0	C
14	2713	10/19/2021	S	1	1	2	15	2245	96	0	C
14	2713	10/19/2021	S	1	1	2	15	2300	71	0	C
14	2713	10/19/2021	S	1	1	2	15	2315	84	0	C
14	2713	10/19/2021	S	1	1	2	15	2330	77	0	C
14	2713	10/19/2021	S	1	1	2	15	2345	81	0	C
14	2713	10/19/2021	S	1	1	2	15	2400	66	0	C

DocuSign Envelope ID: 00F7F873-2213-453E-A7D6-7A719BA1E281

142714_SB Off Ramp to SR 56

County	Site No.	Date	Direction	Lane			Interval	Start Time	15-Min Vol		
14	2714	9/27/2021	S	1	1	2	15	1415	113	0	C
14	2714	9/27/2021	S	1	1	2	15	1430	140	0	C
14	2714	9/27/2021	S	1	1	2	15	1445	114	0	C
14	2714	9/27/2021	S	1	1	2	15	1500	101	0	C
14	2714	9/27/2021	S	1	1	2	15	1515	135	0	C
14	2714	9/27/2021	S	1	1	2	15	1530	130	0	C
14	2714	9/27/2021	S	1	1	2	15	1545	155	0	C
14	2714	9/27/2021	S	1	1	2	15	1600	127	0	C
14	2714	9/27/2021	S	1	1	2	15	1615	137	0	C
14	2714	9/27/2021	S	1	1	2	15	1630	128	0	C
14	2714	9/27/2021	S	1	1	2	15	1645	129	0	C
14	2714	9/27/2021	S	1	1	2	15	1700	130	0	C
14	2714	9/27/2021	S	1	1	2	15	1715	138	0	C
14	2714	9/27/2021	S	1	1	2	15	1730	152	0	C
14	2714	9/27/2021	S	1	1	2	15	1745	152	0	C
14	2714	9/27/2021	S	1	1	2	15	1800	119	0	C
14	2714	9/27/2021	S	1	1	2	15	1815	123	0	C
14	2714	9/27/2021	S	1	1	2	15	1830	133	0	C
14	2714	9/27/2021	S	1	1	2	15	1845	116	0	C
14	2714	9/27/2021	S	1	1	2	15	1900	111	0	C
14	2714	9/27/2021	S	1	1	2	15	1915	125	0	C
14	2714	9/27/2021	S	1	1	2	15	1930	102	0	C
14	2714	9/27/2021	S	1	1	2	15	1945	89	0	C
14	2714	9/27/2021	S	1	1	2	15	2000	88	0	C
14	2714	9/27/2021	S	1	1	2	15	2015	51	0	C
14	2714	9/27/2021	S	1	1	2	15	2030	69	0	C
14	2714	9/27/2021	S	1	1	2	15	2045	70	0	C
14	2714	9/27/2021	S	1	1	2	15	2100	58	0	C
14	2714	9/27/2021	S	1	1	2	15	2115	41	0	C
14	2714	9/27/2021	S	1	1	2	15	2130	45	0	C
14	2714	9/27/2021	S	1	1	2	15	2145	34	0	C
14	2714	9/27/2021	S	1	1	2	15	2200	21	0	C
14	2714	9/27/2021	S	1	1	2	15	2215	35	0	C
14	2714	9/27/2021	S	1	1	2	15	2230	26	0	C
14	2714	9/27/2021	S	1	1	2	15	2245	26	0	C
14	2714	9/27/2021	S	1	1	2	15	2300	24	0	C
14	2714	9/27/2021	S	1	1	2	15	2315	24	0	C
14	2714	9/27/2021	S	1	1	2	15	2330	17	0	C
14	2714	9/27/2021	S	1	1	2	15	2345	15	0	C
14	2714	9/27/2021	S	1	1	2	15	2400	12	0	C
14	2714	9/28/2021	S	1	1	2	15	15	12	0	C
14	2714	9/28/2021	S	1	1	2	15	30	7	0	C
14	2714	9/28/2021	S	1	1	2	15	45	6	0	C
14	2714	9/28/2021	S	1	1	2	15	100	7	0	C
14	2714	9/28/2021	S	1	1	2	15	115	10	0	C
14	2714	9/28/2021	S	1	1	2	15	130	5	0	C
14	2714	9/28/2021	S	1	1	2	15	145	7	0	C
14	2714	9/28/2021	S	1	1	2	15	200	4	0	C

DocuSign Envelope ID: 00F7F873-2213-453E-A7D6-7A719BA1E281

14	2714	9/28/2021	S	1	1	2	15	215	6	0	C
14	2714	9/28/2021	S	1	1	2	15	230	7	0	C
14	2714	9/28/2021	S	1	1	2	15	245	8	0	C
14	2714	9/28/2021	S	1	1	2	15	300	2	0	C
14	2714	9/28/2021	S	1	1	2	15	315	7	0	C
14	2714	9/28/2021	S	1	1	2	15	330	7	0	C
14	2714	9/28/2021	S	1	1	2	15	345	4	0	C
14	2714	9/28/2021	S	1	1	2	15	400	7	0	C
14	2714	9/28/2021	S	1	1	2	15	415	10	0	C
14	2714	9/28/2021	S	1	1	2	15	430	9	0	C
14	2714	9/28/2021	S	1	1	2	15	445	15	0	C
14	2714	9/28/2021	S	1	1	2	15	500	17	0	C
14	2714	9/28/2021	S	1	1	2	15	515	24	0	C
14	2714	9/28/2021	S	1	1	2	15	530	23	0	C
14	2714	9/28/2021	S	1	1	2	15	545	30	0	C
14	2714	9/28/2021	S	1	1	2	15	600	49	0	C
14	2714	9/28/2021	S	1	1	2	15	615	39	0	C
14	2714	9/28/2021	S	1	1	2	15	630	72	0	C
14	2714	9/28/2021	S	1	1	2	15	645	93	0	C
14	2714	9/28/2021	S	1	1	2	15	700	82	0	C
14	2714	9/28/2021	S	1	1	2	15	715	81	0	C
14	2714	9/28/2021	S	1	1	2	15	730	121	0	C
14	2714	9/28/2021	S	1	1	2	15	745	123	0	C
14	2714	9/28/2021	S	1	1	2	15	800	136	0	C
14	2714	9/28/2021	S	1	1	2	15	815	121	0	C
14	2714	9/28/2021	S	1	1	2	15	830	135	0	C
14	2714	9/28/2021	S	1	1	2	15	845	101	0	C
14	2714	9/28/2021	S	1	1	2	15	900	130	0	C
14	2714	9/28/2021	S	1	1	2	15	915	78	0	C
14	2714	9/28/2021	S	1	1	2	15	930	97	0	C
14	2714	9/28/2021	S	1	1	2	15	945	122	0	C
14	2714	9/28/2021	S	1	1	2	15	1000	138	0	C
14	2714	9/28/2021	S	1	1	2	15	1015	114	0	C
14	2714	9/28/2021	S	1	1	2	15	1030	118	0	C
14	2714	9/28/2021	S	1	1	2	15	1045	130	0	C
14	2714	9/28/2021	S	1	1	2	15	1100	118	0	C
14	2714	9/28/2021	S	1	1	2	15	1115	115	0	C
14	2714	9/28/2021	S	1	1	2	15	1130	121	0	C
14	2714	9/28/2021	S	1	1	2	15	1145	109	0	C
14	2714	9/28/2021	S	1	1	2	15	1200	126	0	C
14	2714	9/28/2021	S	1	1	2	15	1215	120	0	C
14	2714	9/28/2021	S	1	1	2	15	1230	121	0	C
14	2714	9/28/2021	S	1	1	2	15	1245	127	0	C
14	2714	9/28/2021	S	1	1	2	15	1300	140	0	C
14	2714	9/28/2021	S	1	1	2	15	1315	127	0	C
14	2714	9/28/2021	S	1	1	2	15	1330	121	0	C
14	2714	9/28/2021	S	1	1	2	15	1345	113	0	C
14	2714	9/28/2021	S	1	1	2	15	1400	127	0	C
14	2714	9/28/2021	S	1	1	2	15	1415	107	0	C
14	2714	9/28/2021	S	1	1	2	15	1430	135	0	C
14	2714	9/28/2021	S	1	1	2	15	1445	152	0	C

DocuSign Envelope ID: 00F7F873-2213-453E-A7D6-7A719BA1E281

14	2714	9/28/2021	S	1	1	2	15	1500	130	0	C
14	2714	9/28/2021	S	1	1	2	15	1515	127	0	C
14	2714	9/28/2021	S	1	1	2	15	1530	130	0	C
14	2714	9/28/2021	S	1	1	2	15	1545	135	0	C
14	2714	9/28/2021	S	1	1	2	15	1600	130	0	C
14	2714	9/28/2021	S	1	1	2	15	1615	140	0	C
14	2714	9/28/2021	S	1	1	2	15	1630	151	0	C
14	2714	9/28/2021	S	1	1	2	15	1645	121	0	C
14	2714	9/28/2021	S	1	1	2	15	1700	138	0	C
14	2714	9/28/2021	S	1	1	2	15	1715	163	0	C
14	2714	9/28/2021	S	1	1	2	15	1730	122	0	C
14	2714	9/28/2021	S	1	1	2	15	1745	133	0	C
14	2714	9/28/2021	S	1	1	2	15	1800	155	0	C
14	2714	9/28/2021	S	1	1	2	15	1815	171	0	C
14	2714	9/28/2021	S	1	1	2	15	1830	156	0	C
14	2714	9/28/2021	S	1	1	2	15	1845	135	0	C
14	2714	9/28/2021	S	1	1	2	15	1900	107	0	C
14	2714	9/28/2021	S	1	1	2	15	1915	103	0	C
14	2714	9/28/2021	S	1	1	2	15	1930	92	0	C
14	2714	9/28/2021	S	1	1	2	15	1945	75	0	C
14	2714	9/28/2021	S	1	1	2	15	2000	84	0	C
14	2714	9/28/2021	S	1	1	2	15	2015	64	0	C
14	2714	9/28/2021	S	1	1	2	15	2030	69	0	C
14	2714	9/28/2021	S	1	1	2	15	2045	74	0	C
14	2714	9/28/2021	S	1	1	2	15	2100	60	0	C
14	2714	9/28/2021	S	1	1	2	15	2115	49	0	C
14	2714	9/28/2021	S	1	1	2	15	2130	35	0	C
14	2714	9/28/2021	S	1	1	2	15	2145	40	0	C
14	2714	9/28/2021	S	1	1	2	15	2200	40	0	C
14	2714	9/28/2021	S	1	1	2	15	2215	24	0	C
14	2714	9/28/2021	S	1	1	2	15	2230	24	0	C
14	2714	9/28/2021	S	1	1	2	15	2245	21	0	C
14	2714	9/28/2021	S	1	1	2	15	2300	20	0	C
14	2714	9/28/2021	S	1	1	2	15	2315	19	0	C
14	2714	9/28/2021	S	1	1	2	15	2330	25	0	C
14	2714	9/28/2021	S	1	1	2	15	2345	14	0	C
14	2714	9/28/2021	S	1	1	2	15	2400	8	0	C
14	2714	9/29/2021	S	1	1	2	15	15	10	0	C
14	2714	9/29/2021	S	1	1	2	15	30	4	0	C
14	2714	9/29/2021	S	1	1	2	15	45	6	0	C
14	2714	9/29/2021	S	1	1	2	15	100	6	0	C
14	2714	9/29/2021	S	1	1	2	15	115	5	0	C
14	2714	9/29/2021	S	1	1	2	15	130	10	0	C
14	2714	9/29/2021	S	1	1	2	15	145	5	0	C
14	2714	9/29/2021	S	1	1	2	15	200	6	0	C
14	2714	9/29/2021	S	1	1	2	15	215	4	0	C
14	2714	9/29/2021	S	1	1	2	15	230	11	0	C
14	2714	9/29/2021	S	1	1	2	15	245	3	0	C
14	2714	9/29/2021	S	1	1	2	15	300	7	0	C
14	2714	9/29/2021	S	1	1	2	15	315	7	0	C
14	2714	9/29/2021	S	1	1	2	15	330	9	0	C

DocuSign Envelope ID: 00F7F873-2213-453E-A7D6-7A719BA1E281

14	2714	9/29/2021	S	1	1	2	15	345	9	0	C
14	2714	9/29/2021	S	1	1	2	15	400	5	0	C
14	2714	9/29/2021	S	1	1	2	15	415	9	0	C
14	2714	9/29/2021	S	1	1	2	15	430	12	0	C
14	2714	9/29/2021	S	1	1	2	15	445	7	0	C
14	2714	9/29/2021	S	1	1	2	15	500	17	0	C
14	2714	9/29/2021	S	1	1	2	15	515	17	0	C
14	2714	9/29/2021	S	1	1	2	15	530	20	0	C
14	2714	9/29/2021	S	1	1	2	15	545	33	0	C
14	2714	9/29/2021	S	1	1	2	15	600	34	0	C
14	2714	9/29/2021	S	1	1	2	15	615	45	0	C
14	2714	9/29/2021	S	1	1	2	15	630	59	0	C
14	2714	9/29/2021	S	1	1	2	15	645	88	0	C
14	2714	9/29/2021	S	1	1	2	15	700	96	0	C
14	2714	9/29/2021	S	1	1	2	15	715	79	0	C
14	2714	9/29/2021	S	1	1	2	15	730	106	0	C
14	2714	9/29/2021	S	1	1	2	15	745	128	0	C
14	2714	9/29/2021	S	1	1	2	15	800	136	0	C
14	2714	9/29/2021	S	1	1	2	15	815	110	0	C
14	2714	9/29/2021	S	1	1	2	15	830	143	0	C
14	2714	9/29/2021	S	1	1	2	15	845	116	0	C
14	2714	9/29/2021	S	1	1	2	15	900	121	0	C
14	2714	9/29/2021	S	1	1	2	15	915	124	0	C
14	2714	9/29/2021	S	1	1	2	15	930	112	0	C
14	2714	9/29/2021	S	1	1	2	15	945	127	0	C
14	2714	9/29/2021	S	1	1	2	15	1000	126	0	C
14	2714	9/29/2021	S	1	1	2	15	1015	107	0	C
14	2714	9/29/2021	S	1	1	2	15	1030	96	0	C
14	2714	9/29/2021	S	1	1	2	15	1045	130	0	C
14	2714	9/29/2021	S	1	1	2	15	1100	122	0	C
14	2714	9/29/2021	S	1	1	2	15	1115	113	0	C
14	2714	9/29/2021	S	1	1	2	15	1130	120	0	C
14	2714	9/29/2021	S	1	1	2	15	1145	120	0	C
14	2714	9/29/2021	S	1	1	2	15	1200	149	0	C
14	2714	9/29/2021	S	1	1	2	15	1215	118	0	C
14	2714	9/29/2021	S	1	1	2	15	1230	130	0	C
14	2714	9/29/2021	S	1	1	2	15	1245	120	0	C
14	2714	9/29/2021	S	1	1	2	15	1300	154	0	C
14	2714	9/29/2021	S	1	1	2	15	1315	110	0	C
14	2714	9/29/2021	S	1	1	2	15	1330	127	0	C
14	2714	9/29/2021	S	1	1	2	15	1345	179	0	C
14	2714	9/29/2021	S	1	1	2	15	1400	129	0	C

DocuSign Envelope ID: 00F7F873-2213-453E-A7D6-7A719BA1E281

142715_NB Off Ramp to SR 56

County	Site No.	Date	Direction	Lane			Interval	Start Time	15-Min Vol		
14	2715	10/18/2021	N	1	1	2	15	1815	613	0	C
14	2715	10/18/2021	N	1	1	2	15	1830	592	0	C
14	2715	10/18/2021	N	1	1	2	15	1845	528	0	C
14	2715	10/18/2021	N	1	1	2	15	1900	487	0	C
14	2715	10/18/2021	N	1	1	2	15	1915	399	0	C
14	2715	10/18/2021	N	1	1	2	15	1930	449	0	C
14	2715	10/18/2021	N	1	1	2	15	1945	407	0	C
14	2715	10/18/2021	N	1	1	2	15	2000	345	0	C
14	2715	10/18/2021	N	1	1	2	15	2015	323	0	C
14	2715	10/18/2021	N	1	1	2	15	2030	344	0	C
14	2715	10/18/2021	N	1	1	2	15	2045	259	0	C
14	2715	10/18/2021	N	1	1	2	15	2100	243	0	C
14	2715	10/18/2021	N	1	1	2	15	2115	233	0	C
14	2715	10/18/2021	N	1	1	2	15	2130	236	0	C
14	2715	10/18/2021	N	1	1	2	15	2145	219	0	C
14	2715	10/18/2021	N	1	1	2	15	2200	182	0	C
14	2715	10/18/2021	N	1	1	2	15	2215	151	0	C
14	2715	10/18/2021	N	1	1	2	15	2230	157	0	C
14	2715	10/18/2021	N	1	1	2	15	2245	133	0	C
14	2715	10/18/2021	N	1	1	2	15	2300	110	0	C
14	2715	10/18/2021	N	1	1	2	15	2315	91	0	C
14	2715	10/18/2021	N	1	1	2	15	2330	116	0	C
14	2715	10/18/2021	N	1	1	2	15	2345	93	0	C
14	2715	10/18/2021	N	1	1	2	15	2400	80	0	C
14	2715	10/19/2021	N	1	1	2	15	15	91	0	C
14	2715	10/19/2021	N	1	1	2	15	30	79	0	C
14	2715	10/19/2021	N	1	1	2	15	45	56	0	C
14	2715	10/19/2021	N	1	1	2	15	100	54	0	C
14	2715	10/19/2021	N	1	1	2	15	115	55	0	C
14	2715	10/19/2021	N	1	1	2	15	130	51	0	C
14	2715	10/19/2021	N	1	1	2	15	145	38	0	C
14	2715	10/19/2021	N	1	1	2	15	200	41	0	C
14	2715	10/19/2021	N	1	1	2	15	215	37	0	C
14	2715	10/19/2021	N	1	1	2	15	230	27	0	C
14	2715	10/19/2021	N	1	1	2	15	245	19	0	C
14	2715	10/19/2021	N	1	1	2	15	300	33	0	C
14	2715	10/19/2021	N	1	1	2	15	315	31	0	C
14	2715	10/19/2021	N	1	1	2	15	330	44	0	C
14	2715	10/19/2021	N	1	1	2	15	345	21	0	C
14	2715	10/19/2021	N	1	1	2	15	400	36	0	C
14	2715	10/19/2021	N	1	1	2	15	415	34	0	C
14	2715	10/19/2021	N	1	1	2	15	430	38	0	C
14	2715	10/19/2021	N	1	1	2	15	445	35	0	C
14	2715	10/19/2021	N	1	1	2	15	500	47	0	C
14	2715	10/19/2021	N	1	1	2	15	515	58	0	C
14	2715	10/19/2021	N	1	1	2	15	530	95	0	C
14	2715	10/19/2021	N	1	1	2	15	545	109	0	C
14	2715	10/19/2021	N	1	1	2	15	600	165	0	C

DocuSign Envelope ID: 00F7F873-2213-453E-A7D6-7A719BA1E281

14	2715	10/19/2021	N	1	1	2	15	615	218	0	C
14	2715	10/19/2021	N	1	1	2	15	630	284	0	C
14	2715	10/19/2021	N	1	1	2	15	645	347	0	C
14	2715	10/19/2021	N	1	1	2	15	700	318	0	C
14	2715	10/19/2021	N	1	1	2	15	715	348	0	C
14	2715	10/19/2021	N	1	1	2	15	730	331	0	C
14	2715	10/19/2021	N	1	1	2	15	745	373	0	C
14	2715	10/19/2021	N	1	1	2	15	800	403	0	C
14	2715	10/19/2021	N	1	1	2	15	815	339	0	C
14	2715	10/19/2021	N	1	1	2	15	830	338	0	C
14	2715	10/19/2021	N	1	1	2	15	845	366	0	C
14	2715	10/19/2021	N	1	1	2	15	900	384	0	C
14	2715	10/19/2021	N	1	1	2	15	915	329	0	C
14	2715	10/19/2021	N	1	1	2	15	930	296	0	C
14	2715	10/19/2021	N	1	1	2	15	945	300	0	C
14	2715	10/19/2021	N	1	1	2	15	1000	316	0	C
14	2715	10/19/2021	N	1	1	2	15	1015	331	0	C
14	2715	10/19/2021	N	1	1	2	15	1030	321	0	C
14	2715	10/19/2021	N	1	1	2	15	1045	305	0	C
14	2715	10/19/2021	N	1	1	2	15	1100	309	0	C
14	2715	10/19/2021	N	1	1	2	15	1115	365	0	C
14	2715	10/19/2021	N	1	1	2	15	1130	344	0	C
14	2715	10/19/2021	N	1	1	2	15	1145	359	0	C
14	2715	10/19/2021	N	1	1	2	15	1200	353	0	C
14	2715	10/19/2021	N	1	1	2	15	1215	374	0	C
14	2715	10/19/2021	N	1	1	2	15	1230	369	0	C
14	2715	10/19/2021	N	1	1	2	15	1245	371	0	C
14	2715	10/19/2021	N	1	1	2	15	1300	387	0	C
14	2715	10/19/2021	N	1	1	2	15	1315	312	0	C
14	2715	10/19/2021	N	1	1	2	15	1330	422	0	C
14	2715	10/19/2021	N	1	1	2	15	1345	437	0	C
14	2715	10/19/2021	N	1	1	2	15	1400	436	0	C
14	2715	10/19/2021	N	1	1	2	15	1415	450	0	C
14	2715	10/19/2021	N	1	1	2	15	1430	459	0	C
14	2715	10/19/2021	N	1	1	2	15	1445	446	0	C
14	2715	10/19/2021	N	1	1	2	15	1500	485	0	C
14	2715	10/19/2021	N	1	1	2	15	1515	512	0	C
14	2715	10/19/2021	N	1	1	2	15	1530	598	0	C
14	2715	10/19/2021	N	1	1	2	15	1545	645	0	C
14	2715	10/19/2021	N	1	1	2	15	1600	661	0	C
14	2715	10/19/2021	N	1	1	2	15	1615	622	0	C
14	2715	10/19/2021	N	1	1	2	15	1630	729	0	C
14	2715	10/19/2021	N	1	1	2	15	1645	692	0	C
14	2715	10/19/2021	N	1	1	2	15	1700	724	0	C
14	2715	10/19/2021	N	1	1	2	15	1715	681	0	C
14	2715	10/19/2021	N	1	1	2	15	1730	714	0	C
14	2715	10/19/2021	N	1	1	2	15	1745	688	0	C
14	2715	10/19/2021	N	1	1	2	15	1800	654	0	C
14	2715	10/19/2021	N	1	1	2	15	1815	599	0	C
14	2715	10/19/2021	N	1	1	2	15	1830	652	0	C
14	2715	10/19/2021	N	1	1	2	15	1845	540	0	C
14	2715	10/19/2021	N	1	1	2	15	1900	509	0	C

DocuSign Envelope ID: 00F7F873-2213-453E-A7D6-7A719BA1E281

14	2715	10/19/2021	N	1	1	2	15	1915	434	0	C
14	2715	10/19/2021	N	1	1	2	15	1930	428	0	C
14	2715	10/19/2021	N	1	1	2	15	1945	399	0	C
14	2715	10/19/2021	N	1	1	2	15	2000	361	0	C
14	2715	10/19/2021	N	1	1	2	15	2015	328	0	C
14	2715	10/19/2021	N	1	1	2	15	2030	336	0	C
14	2715	10/19/2021	N	1	1	2	15	2045	289	0	C
14	2715	10/19/2021	N	1	1	2	15	2100	327	0	C
14	2715	10/19/2021	N	1	1	2	15	2115	282	0	C
14	2715	10/19/2021	N	1	1	2	15	2130	261	0	C
14	2715	10/19/2021	N	1	1	2	15	2145	240	0	C
14	2715	10/19/2021	N	1	1	2	15	2200	238	0	C
14	2715	10/19/2021	N	1	1	2	15	2215	219	0	C
14	2715	10/19/2021	N	1	1	2	15	2230	239	0	C
14	2715	10/19/2021	N	1	1	2	15	2245	176	0	C
14	2715	10/19/2021	N	1	1	2	15	2300	135	0	C
14	2715	10/19/2021	N	1	1	2	15	2315	153	0	C
14	2715	10/19/2021	N	1	1	2	15	2330	138	0	C
14	2715	10/19/2021	N	1	1	2	15	2345	137	0	C
14	2715	10/19/2021	N	1	1	2	15	2400	116	0	C
14	2715	10/20/2021	N	1	1	2	15	15	89	0	C
14	2715	10/20/2021	N	1	1	2	15	30	79	0	C
14	2715	10/20/2021	N	1	1	2	15	45	69	0	C
14	2715	10/20/2021	N	1	1	2	15	100	58	0	C
14	2715	10/20/2021	N	1	1	2	15	115	57	0	C
14	2715	10/20/2021	N	1	1	2	15	130	67	0	C
14	2715	10/20/2021	N	1	1	2	15	145	34	0	C
14	2715	10/20/2021	N	1	1	2	15	200	42	0	C
14	2715	10/20/2021	N	1	1	2	15	215	32	0	C
14	2715	10/20/2021	N	1	1	2	15	230	41	0	C
14	2715	10/20/2021	N	1	1	2	15	245	29	0	C
14	2715	10/20/2021	N	1	1	2	15	300	23	0	C
14	2715	10/20/2021	N	1	1	2	15	315	33	0	C
14	2715	10/20/2021	N	1	1	2	15	330	26	0	C
14	2715	10/20/2021	N	1	1	2	15	345	32	0	C
14	2715	10/20/2021	N	1	1	2	15	400	41	0	C
14	2715	10/20/2021	N	1	1	2	15	415	28	0	C
14	2715	10/20/2021	N	1	1	2	15	430	43	0	C
14	2715	10/20/2021	N	1	1	2	15	445	47	0	C
14	2715	10/20/2021	N	1	1	2	15	500	60	0	C
14	2715	10/20/2021	N	1	1	2	15	515	69	0	C
14	2715	10/20/2021	N	1	1	2	15	530	101	0	C
14	2715	10/20/2021	N	1	1	2	15	545	105	0	C
14	2715	10/20/2021	N	1	1	2	15	600	144	0	C
14	2715	10/20/2021	N	1	1	2	15	615	232	0	C
14	2715	10/20/2021	N	1	1	2	15	630	293	0	C
14	2715	10/20/2021	N	1	1	2	15	645	323	0	C
14	2715	10/20/2021	N	1	1	2	15	700	334	0	C
14	2715	10/20/2021	N	1	1	2	15	715	291	0	C
14	2715	10/20/2021	N	1	1	2	15	730	339	0	C
14	2715	10/20/2021	N	1	1	2	15	745	346	0	C
14	2715	10/20/2021	N	1	1	2	15	800	416	0	C

DocuSign Envelope ID: 00F7F873-2213-453E-A7D6-7A719BA1E281

14	2715	10/20/2021	N	1	1	2	15	815	338	0	C
14	2715	10/20/2021	N	1	1	2	15	830	406	0	C
14	2715	10/20/2021	N	1	1	2	15	845	359	0	C
14	2715	10/20/2021	N	1	1	2	15	900	364	0	C
14	2715	10/20/2021	N	1	1	2	15	915	331	0	C
14	2715	10/20/2021	N	1	1	2	15	930	341	0	C
14	2715	10/20/2021	N	1	1	2	15	945	356	0	C
14	2715	10/20/2021	N	1	1	2	15	1000	312	0	C
14	2715	10/20/2021	N	1	1	2	15	1015	314	0	C
14	2715	10/20/2021	N	1	1	2	15	1030	343	0	C
14	2715	10/20/2021	N	1	1	2	15	1045	376	0	C
14	2715	10/20/2021	N	1	1	2	15	1100	340	0	C
14	2715	10/20/2021	N	1	1	2	15	1115	331	0	C
14	2715	10/20/2021	N	1	1	2	15	1130	378	0	C
14	2715	10/20/2021	N	1	1	2	15	1145	391	0	C
14	2715	10/20/2021	N	1	1	2	15	1200	380	0	C
14	2715	10/20/2021	N	1	1	2	15	1215	368	0	C
14	2715	10/20/2021	N	1	1	2	15	1230	388	0	C
14	2715	10/20/2021	N	1	1	2	15	1245	404	0	C
14	2715	10/20/2021	N	1	1	2	15	1300	399	0	C
14	2715	10/20/2021	N	1	1	2	15	1315	401	0	C
14	2715	10/20/2021	N	1	1	2	15	1330	417	0	C
14	2715	10/20/2021	N	1	1	2	15	1345	437	0	C
14	2715	10/20/2021	N	1	1	2	15	1400	439	0	C
14	2715	10/20/2021	N	1	1	2	15	1415	439	0	C
14	2715	10/20/2021	N	1	1	2	15	1430	446	0	C
14	2715	10/20/2021	N	1	1	2	15	1445	494	0	C
14	2715	10/20/2021	N	1	1	2	15	1500	496	0	C
14	2715	10/20/2021	N	1	1	2	15	1515	540	0	C
14	2715	10/20/2021	N	1	1	2	15	1530	623	0	C
14	2715	10/20/2021	N	1	1	2	15	1545	607	0	C
14	2715	10/20/2021	N	1	1	2	15	1600	638	0	C
14	2715	10/20/2021	N	1	1	2	15	1615	600	0	C
14	2715	10/20/2021	N	1	1	2	15	1630	695	0	C
14	2715	10/20/2021	N	1	1	2	15	1645	612	0	C
14	2715	10/20/2021	N	1	1	2	15	1700	707	0	C
14	2715	10/20/2021	N	1	1	2	15	1715	716	0	C
14	2715	10/20/2021	N	1	1	2	15	1730	730	0	C
14	2715	10/20/2021	N	1	1	2	15	1745	670	0	C
14	2715	10/20/2021	N	1	1	2	15	1800	687	0	C

DocuSign Envelope ID: 00F7F873-2213-453E-A7D6-7A719BA1E281

142716_NB On Ramp from SR 56

County	Site No.	Date	Direction	Lane			Interval	Start Time	15-Min Vol		
14	2716	9/27/2021	N	1	1	2	15	1215	108	0	C
14	2716	9/27/2021	N	1	1	2	15	1230	105	0	C
14	2716	9/27/2021	N	1	1	2	15	1245	97	0	C
14	2716	9/27/2021	N	1	1	2	15	1300	115	0	C
14	2716	9/27/2021	N	1	1	2	15	1315	117	0	C
14	2716	9/27/2021	N	1	1	2	15	1330	108	0	C
14	2716	9/27/2021	N	1	1	2	15	1345	112	0	C
14	2716	9/27/2021	N	1	1	2	15	1400	118	0	C
14	2716	9/27/2021	N	1	1	2	15	1415	119	0	C
14	2716	9/27/2021	N	1	1	2	15	1430	122	0	C
14	2716	9/27/2021	N	1	1	2	15	1445	113	0	C
14	2716	9/27/2021	N	1	1	2	15	1500	128	0	C
14	2716	9/27/2021	N	1	1	2	15	1515	132	0	C
14	2716	9/27/2021	N	1	1	2	15	1530	141	0	C
14	2716	9/27/2021	N	1	1	2	15	1545	121	0	C
14	2716	9/27/2021	N	1	1	2	15	1600	120	0	C
14	2716	9/27/2021	N	1	1	2	15	1615	145	0	C
14	2716	9/27/2021	N	1	1	2	15	1630	128	0	C
14	2716	9/27/2021	N	1	1	2	15	1645	138	0	C
14	2716	9/27/2021	N	1	1	2	15	1700	125	0	C
14	2716	9/27/2021	N	1	1	2	15	1715	134	0	C
14	2716	9/27/2021	N	1	1	2	15	1730	135	0	C
14	2716	9/27/2021	N	1	1	2	15	1745	105	0	C
14	2716	9/27/2021	N	1	1	2	15	1800	117	0	C
14	2716	9/27/2021	N	1	1	2	15	1815	145	0	C
14	2716	9/27/2021	N	1	1	2	15	1830	108	0	C
14	2716	9/27/2021	N	1	1	2	15	1845	92	0	C
14	2716	9/27/2021	N	1	1	2	15	1900	76	0	C
14	2716	9/27/2021	N	1	1	2	15	1915	100	0	C
14	2716	9/27/2021	N	1	1	2	15	1930	107	0	C
14	2716	9/27/2021	N	1	1	2	15	1945	103	0	C
14	2716	9/27/2021	N	1	1	2	15	2000	86	0	C
14	2716	9/27/2021	N	1	1	2	15	2015	78	0	C
14	2716	9/27/2021	N	1	1	2	15	2030	68	0	C
14	2716	9/27/2021	N	1	1	2	15	2045	71	0	C
14	2716	9/27/2021	N	1	1	2	15	2100	61	0	C
14	2716	9/27/2021	N	1	1	2	15	2115	71	0	C
14	2716	9/27/2021	N	1	1	2	15	2130	51	0	C
14	2716	9/27/2021	N	1	1	2	15	2145	46	0	C
14	2716	9/27/2021	N	1	1	2	15	2200	36	0	C
14	2716	9/27/2021	N	1	1	2	15	2215	36	0	C
14	2716	9/27/2021	N	1	1	2	15	2230	43	0	C
14	2716	9/27/2021	N	1	1	2	15	2245	41	0	C
14	2716	9/27/2021	N	1	1	2	15	2300	16	0	C
14	2716	9/27/2021	N	1	1	2	15	2315	28	0	C
14	2716	9/27/2021	N	1	1	2	15	2330	27	0	C
14	2716	9/27/2021	N	1	1	2	15	2345	18	0	C
14	2716	9/27/2021	N	1	1	2	15	2400	15	0	C

DocuSign Envelope ID: 00F7F873-2213-453E-A7D6-7A719BA1E281

14	2716	9/28/2021	N	1	1	2	15	15	20	0	C
14	2716	9/28/2021	N	1	1	2	15	30	12	0	C
14	2716	9/28/2021	N	1	1	2	15	45	11	0	C
14	2716	9/28/2021	N	1	1	2	15	100	2	0	C
14	2716	9/28/2021	N	1	1	2	15	115	10	0	C
14	2716	9/28/2021	N	1	1	2	15	130	8	0	C
14	2716	9/28/2021	N	1	1	2	15	145	4	0	C
14	2716	9/28/2021	N	1	1	2	15	200	4	0	C
14	2716	9/28/2021	N	1	1	2	15	215	4	0	C
14	2716	9/28/2021	N	1	1	2	15	230	11	0	C
14	2716	9/28/2021	N	1	1	2	15	245	6	0	C
14	2716	9/28/2021	N	1	1	2	15	300	11	0	C
14	2716	9/28/2021	N	1	1	2	15	315	7	0	C
14	2716	9/28/2021	N	1	1	2	15	330	13	0	C
14	2716	9/28/2021	N	1	1	2	15	345	20	0	C
14	2716	9/28/2021	N	1	1	2	15	400	8	0	C
14	2716	9/28/2021	N	1	1	2	15	415	15	0	C
14	2716	9/28/2021	N	1	1	2	15	430	12	0	C
14	2716	9/28/2021	N	1	1	2	15	445	27	0	C
14	2716	9/28/2021	N	1	1	2	15	500	13	0	C
14	2716	9/28/2021	N	1	1	2	15	515	25	0	C
14	2716	9/28/2021	N	1	1	2	15	530	28	0	C
14	2716	9/28/2021	N	1	1	2	15	545	29	0	C
14	2716	9/28/2021	N	1	1	2	15	600	42	0	C
14	2716	9/28/2021	N	1	1	2	15	615	46	0	C
14	2716	9/28/2021	N	1	1	2	15	630	64	0	C
14	2716	9/28/2021	N	1	1	2	15	645	73	0	C
14	2716	9/28/2021	N	1	1	2	15	700	68	0	C
14	2716	9/28/2021	N	1	1	2	15	715	87	0	C
14	2716	9/28/2021	N	1	1	2	15	730	115	0	C
14	2716	9/28/2021	N	1	1	2	15	745	107	0	C
14	2716	9/28/2021	N	1	1	2	15	800	88	0	C
14	2716	9/28/2021	N	1	1	2	15	815	94	0	C
14	2716	9/28/2021	N	1	1	2	15	830	97	0	C
14	2716	9/28/2021	N	1	1	2	15	845	85	0	C
14	2716	9/28/2021	N	1	1	2	15	900	90	0	C
14	2716	9/28/2021	N	1	1	2	15	915	107	0	C
14	2716	9/28/2021	N	1	1	2	15	930	107	0	C
14	2716	9/28/2021	N	1	1	2	15	945	87	0	C
14	2716	9/28/2021	N	1	1	2	15	1000	110	0	C
14	2716	9/28/2021	N	1	1	2	15	1015	97	0	C
14	2716	9/28/2021	N	1	1	2	15	1030	110	0	C
14	2716	9/28/2021	N	1	1	2	15	1045	104	0	C
14	2716	9/28/2021	N	1	1	2	15	1100	128	0	C
14	2716	9/28/2021	N	1	1	2	15	1115	109	0	C
14	2716	9/28/2021	N	1	1	2	15	1130	118	0	C
14	2716	9/28/2021	N	1	1	2	15	1145	119	0	C
14	2716	9/28/2021	N	1	1	2	15	1200	124	0	C
14	2716	9/28/2021	N	1	1	2	15	1215	112	0	C
14	2716	9/28/2021	N	1	1	2	15	1230	112	0	C
14	2716	9/28/2021	N	1	1	2	15	1245	119	0	C
14	2716	9/28/2021	N	1	1	2	15	1300	118	0	C

DocuSign Envelope ID: 00F7F873-2213-453E-A7D6-7A719BA1E281

14	2716	9/28/2021	N	1	1	2	15	1315	114	0	C
14	2716	9/28/2021	N	1	1	2	15	1330	123	0	C
14	2716	9/28/2021	N	1	1	2	15	1345	117	0	C
14	2716	9/28/2021	N	1	1	2	15	1400	126	0	C
14	2716	9/28/2021	N	1	1	2	15	1415	130	0	C
14	2716	9/28/2021	N	1	1	2	15	1430	124	0	C
14	2716	9/28/2021	N	1	1	2	15	1445	89	0	C
14	2716	9/28/2021	N	1	1	2	15	1500	133	0	C
14	2716	9/28/2021	N	1	1	2	15	1515	116	0	C
14	2716	9/28/2021	N	1	1	2	15	1530	125	0	C
14	2716	9/28/2021	N	1	1	2	15	1545	123	0	C
14	2716	9/28/2021	N	1	1	2	15	1600	117	0	C
14	2716	9/28/2021	N	1	1	2	15	1615	136	0	C
14	2716	9/28/2021	N	1	1	2	15	1630	119	0	C
14	2716	9/28/2021	N	1	1	2	15	1645	127	0	C
14	2716	9/28/2021	N	1	1	2	15	1700	128	0	C
14	2716	9/28/2021	N	1	1	2	15	1715	146	0	C
14	2716	9/28/2021	N	1	1	2	15	1730	127	0	C
14	2716	9/28/2021	N	1	1	2	15	1745	131	0	C
14	2716	9/28/2021	N	1	1	2	15	1800	101	0	C
14	2716	9/28/2021	N	1	1	2	15	1815	128	0	C
14	2716	9/28/2021	N	1	1	2	15	1830	98	0	C
14	2716	9/28/2021	N	1	1	2	15	1845	104	0	C
14	2716	9/28/2021	N	1	1	2	15	1900	94	0	C
14	2716	9/28/2021	N	1	1	2	15	1915	111	0	C
14	2716	9/28/2021	N	1	1	2	15	1930	94	0	C
14	2716	9/28/2021	N	1	1	2	15	1945	82	0	C
14	2716	9/28/2021	N	1	1	2	15	2000	99	0	C
14	2716	9/28/2021	N	1	1	2	15	2015	97	0	C
14	2716	9/28/2021	N	1	1	2	15	2030	95	0	C
14	2716	9/28/2021	N	1	1	2	15	2045	93	0	C
14	2716	9/28/2021	N	1	1	2	15	2100	62	0	C
14	2716	9/28/2021	N	1	1	2	15	2115	54	0	C
14	2716	9/28/2021	N	1	1	2	15	2130	73	0	C
14	2716	9/28/2021	N	1	1	2	15	2145	53	0	C
14	2716	9/28/2021	N	1	1	2	15	2200	38	0	C
14	2716	9/28/2021	N	1	1	2	15	2215	30	0	C
14	2716	9/28/2021	N	1	1	2	15	2230	36	0	C
14	2716	9/28/2021	N	1	1	2	15	2245	30	0	C
14	2716	9/28/2021	N	1	1	2	15	2300	29	0	C
14	2716	9/28/2021	N	1	1	2	15	2315	19	0	C
14	2716	9/28/2021	N	1	1	2	15	2330	22	0	C
14	2716	9/28/2021	N	1	1	2	15	2345	25	0	C
14	2716	9/28/2021	N	1	1	2	15	2400	15	0	C
14	2716	9/29/2021	N	1	1	2	15	15	22	0	C
14	2716	9/29/2021	N	1	1	2	15	30	11	0	C
14	2716	9/29/2021	N	1	1	2	15	45	17	0	C
14	2716	9/29/2021	N	1	1	2	15	100	7	0	C
14	2716	9/29/2021	N	1	1	2	15	115	13	0	C
14	2716	9/29/2021	N	1	1	2	15	130	7	0	C
14	2716	9/29/2021	N	1	1	2	15	145	5	0	C
14	2716	9/29/2021	N	1	1	2	15	200	4	0	C

DocuSign Envelope ID: 00F7F873-2213-453E-A7D6-7A719BA1E281

14	2716	9/29/2021	N	1	1	2	15	215	8	0	C
14	2716	9/29/2021	N	1	1	2	15	230	1	0	C
14	2716	9/29/2021	N	1	1	2	15	245	9	0	C
14	2716	9/29/2021	N	1	1	2	15	300	4	0	C
14	2716	9/29/2021	N	1	1	2	15	315	6	0	C
14	2716	9/29/2021	N	1	1	2	15	330	7	0	C
14	2716	9/29/2021	N	1	1	2	15	345	11	0	C
14	2716	9/29/2021	N	1	1	2	15	400	2	0	C
14	2716	9/29/2021	N	1	1	2	15	415	10	0	C
14	2716	9/29/2021	N	1	1	2	15	430	19	0	C
14	2716	9/29/2021	N	1	1	2	15	445	19	0	C
14	2716	9/29/2021	N	1	1	2	15	500	18	0	C
14	2716	9/29/2021	N	1	1	2	15	515	18	0	C
14	2716	9/29/2021	N	1	1	2	15	530	22	0	C
14	2716	9/29/2021	N	1	1	2	15	545	36	0	C
14	2716	9/29/2021	N	1	1	2	15	600	44	0	C
14	2716	9/29/2021	N	1	1	2	15	615	61	0	C
14	2716	9/29/2021	N	1	1	2	15	630	73	0	C
14	2716	9/29/2021	N	1	1	2	15	645	91	0	C
14	2716	9/29/2021	N	1	1	2	15	700	111	0	C
14	2716	9/29/2021	N	1	1	2	15	715	111	0	C
14	2716	9/29/2021	N	1	1	2	15	730	76	0	C
14	2716	9/29/2021	N	1	1	2	15	745	102	0	C
14	2716	9/29/2021	N	1	1	2	15	800	99	0	C
14	2716	9/29/2021	N	1	1	2	15	815	92	0	C
14	2716	9/29/2021	N	1	1	2	15	830	110	0	C
14	2716	9/29/2021	N	1	1	2	15	845	90	0	C
14	2716	9/29/2021	N	1	1	2	15	900	98	0	C
14	2716	9/29/2021	N	1	1	2	15	915	85	0	C
14	2716	9/29/2021	N	1	1	2	15	930	91	0	C
14	2716	9/29/2021	N	1	1	2	15	945	116	0	C
14	2716	9/29/2021	N	1	1	2	15	1000	89	0	C
14	2716	9/29/2021	N	1	1	2	15	1015	125	0	C
14	2716	9/29/2021	N	1	1	2	15	1030	101	0	C
14	2716	9/29/2021	N	1	1	2	15	1045	112	0	C
14	2716	9/29/2021	N	1	1	2	15	1100	123	0	C
14	2716	9/29/2021	N	1	1	2	15	1115	135	0	C
14	2716	9/29/2021	N	1	1	2	15	1130	130	0	C
14	2716	9/29/2021	N	1	1	2	15	1145	110	0	C
14	2716	9/29/2021	N	1	1	2	15	1200	136	0	C

DocuSign Envelope ID: 00F7F873-2213-453E-A7D6-7A719BA1E281

B.3

Florida Traffic Online (2020)

DocuSign Envelope ID: 00F7F873-2213-453E-A7D6-7A719BA1E281

FLORIDA DEPARTMENT OF TRANSPORTATION
TRANSPORTATION STATISTICS OFFICE
2020 HISTORICAL AADT REPORT

COUNTY: 14 - PASCO

SITE: 0087 - SR 93/I-75, SOUTH OF SR 54

YEAR	AADT	DIRECTION 1	DIRECTION 2	*K FACTOR	D FACTOR	T FACTOR
2020	101000 X	0	0	9.00	54.80	15.00
2019	102000 X	0	0	9.00	56.30	13.10
2018	97700 E			9.00	57.60	13.00
2017	93500 S	N 47000	S 46500	9.00	57.00	15.00
2016	87500 F	N 44000	S 43500	9.00	58.00	15.00
2015	82500 C	N 41500	S 41000	9.00	57.50	15.00
2014	68500 F	N 33500	S 35000	9.00	56.10	12.40
2013	67500 C	N 33000	S 34500	9.00	54.30	23.10
2012	68500 C	N 34000	S 34500	9.00	54.70	18.90
2010	75500 C	N 38000	S 37500	8.91	54.93	19.20
2009	68500 C	N 34500	S 34000	8.21	55.05	16.90
2008	76000 C	N 38000	S 38000	9.11	58.23	16.90
2007	78500 C	N 40500	S 38000	8.25	53.16	16.90
2006	76500 C	N 37000	S 39500	8.22	53.02	27.30
2005	75500 C	N 37500	S 38000	8.30	53.60	15.50

AADT FLAGS: C = COMPUTED; E = MANUAL ESTIMATE; F = FIRST YEAR ESTIMATE
S = SECOND YEAR ESTIMATE; T = THIRD YEAR ESTIMATE; R = FOURTH YEAR ESTIMATE
V = FIFTH YEAR ESTIMATE; 6 = SIXTH YEAR ESTIMATE; X = UNKNOWN

*K FACTOR: STARTING WITH YEAR 2011 IS STANDARDK, PRIOR YEARS ARE K30 VALUES

DocuSign Envelope ID: 00F7F873-2213-453E-A7D6-7A719BA1E281

FLORIDA DEPARTMENT OF TRANSPORTATION
TRANSPORTATION STATISTICS OFFICE
2020 HISTORICAL AADT REPORT

COUNTY: 14 - PASCO

SITE: 0190 - SR-93/I-75, 1.0 MI N OF SR-56,PASCO CO.

YEAR	AADT	DIRECTION 1	DIRECTION 2	*K FACTOR	D FACTOR	T FACTOR
2020	91588 C	N 46106	S 45482	9.00	54.80	15.00
2019	101550 C	N 51236	S 50314	9.00	56.30	13.10
2018	97733 C	N 49568	S 48165	9.00	57.60	13.00
2017	93555 C	N 47359	S 46196	9.00	57.00	12.80
2016	89288 C	N 45283	S 44005	9.00	58.00	12.60
2015	84214 C	N 42676	S 41538	9.00	57.50	12.40
2014	76167 C	N 38386	S 37781	9.00	56.10	12.40
2013	73933 C	N 37560	S 36373	9.00	54.30	12.40
2012	81013 C	N 42641	S 38372	9.00	54.70	12.40
2011	73807 C	N 37516	S 36291	9.00	54.50	12.40
2010	64272 C	N 31847	S 32425	9.60	53.47	12.00
2009	52965 C	N 26810	S 26155	8.25	53.16	9.50
2008	77058 C	N 38554	S 38504	8.25	53.16	9.50
2007	80398 C	N 40299	S 40099	8.25	53.16	11.90
2006	81840 C	N 41133	S 40707	8.22	53.02	13.60
2005	80420 C	N 40364	S 40056	8.30	53.50	15.50

AADT FLAGS: C = COMPUTED; E = MANUAL ESTIMATE; F = FIRST YEAR ESTIMATE
S = SECOND YEAR ESTIMATE; T = THIRD YEAR ESTIMATE; R = FOURTH YEAR ESTIMATE
V = FIFTH YEAR ESTIMATE; 6 = SIXTH YEAR ESTIMATE; X = UNKNOWN

*K FACTOR: STARTING WITH YEAR 2011 IS STANDARDK, PRIOR YEARS ARE K30 VALUES

DocuSign Envelope ID: 00F7F873-2213-453E-A7D6-7A719BA1E281

FLORIDA DEPARTMENT OF TRANSPORTATION
TRANSPORTATION STATISTICS OFFICE
2020 HISTORICAL AADT REPORT

COUNTY: 14 - PASCO

SITE: 0156 - SR 93/I-75, SOUTH OF SR 56 (NB FRONTAGE RD EXCLUDED)

YEAR	AADT	DIRECTION 1	DIRECTION 2	*K FACTOR	D FACTOR	T FACTOR
2020	106000 C	N 39000	S 67000	9.00	55.40	15.00
2019	109000 E			9.00	56.20	13.10
2018	108500 S	N 40500	S 68000	9.00	57.10	13.00
2017	105500 F	N 39500	S 66000	9.00	57.30	12.80
2016	100000 C	N 37500	S 62500	9.00	57.90	17.50
2015	94500 C	N 35500	S 59000	9.00	57.90	16.20
2014	93500 S	N 32500	S 61000	9.00	56.10	11.60
2013	93000 F	N 32500	S 60500	9.00	60.00	11.60
2012	90500 C	N 31500	S 59000	9.00	59.00	11.60
2011	111000 E	N 54000	S 57000	9.00	58.20	11.50
2010	110000 F	N 53500	S 56500	9.07	58.18	11.50
2009	111500 C	N 54000	S 57500	9.17	58.07	11.50
2008	119000 C	N 60000	S 59000	9.52	56.97	12.50
2005	113500 C	N 54000	S 59500	9.40	55.20	10.20

AADT FLAGS: C = COMPUTED; E = MANUAL ESTIMATE; F = FIRST YEAR ESTIMATE
S = SECOND YEAR ESTIMATE; T = THIRD YEAR ESTIMATE; R = FOURTH YEAR ESTIMATE
V = FIFTH YEAR ESTIMATE; 6 = SIXTH YEAR ESTIMATE; X = UNKNOWN

*K FACTOR: STARTING WITH YEAR 2011 IS STANDARDK, PRIOR YEARS ARE K30 VALUES

DocuSign Envelope ID: 00F7F873-2213-453E-A7D6-7A719BA1E281

FLORIDA DEPARTMENT OF TRANSPORTATION
TRANSPORTATION STATISTICS OFFICE
2020 HISTORICAL AADT REPORT

COUNTY: 14 - PASCO

SITE: 2715 - RP, NB I-75/I-275 TO SR56

YEAR	AADT	DIRECTION 1	DIRECTION 2	*K FACTOR	D FACTOR	T FACTOR
2020	32500 X	0	0	9.00	99.90	15.00
2019	32500 X	0	0	9.00	99.90	13.10
2018	31000 X	0	0	9.00	99.90	13.00
2017	29500 X	0	0	9.00	99.90	12.80
2016	27500 E	0	0	9.00	99.90	17.50
2015	27000 V	0	0	9.00	99.90	16.20
2014	26500 R			9.00	99.90	12.40
2013	26000 T	0	0	9.00	99.90	23.10
2012	25000 S	0	0	9.00	99.90	18.90
2011	21500 F	0	0	9.00	99.90	18.10
2010	22000 C	N 22000	0	8.91	99.99	19.20
2009	21500 C	N 21500	0	8.21	99.99	18.60
2008	22500 C	N 22500	0	9.11	99.99	15.10
2007	28000 C	N 28000	0	8.25	99.99	22.50

AADT FLAGS: C = COMPUTED; E = MANUAL ESTIMATE; F = FIRST YEAR ESTIMATE
S = SECOND YEAR ESTIMATE; T = THIRD YEAR ESTIMATE; R = FOURTH YEAR ESTIMATE
V = FIFTH YEAR ESTIMATE; 6 = SIXTH YEAR ESTIMATE; X = UNKNOWN

*K FACTOR: STARTING WITH YEAR 2011 IS STANDARDK, PRIOR YEARS ARE K30 VALUES

DocuSign Envelope ID: 00F7F873-2213-453E-A7D6-7A719BA1E281

FLORIDA DEPARTMENT OF TRANSPORTATION
TRANSPORTATION STATISTICS OFFICE
2020 HISTORICAL AADT REPORT

COUNTY: 10 - HILLSBOROUGH

SITE: 0154 - SR 93A/I 75 N OF BRUCE DOWNS BLVD., HILLSBOROUGH

YEAR	AADT	DIRECTION 1	DIRECTION 2	*K FACTOR	D FACTOR	T FACTOR
2020	74500 C	S 38000	N 36500	8.00	54.30	17.30
2019	75000 X	0	0	8.00	57.50	9.00
2018	73100 E			9.00	57.40	8.10
2017	71500 S	N 35000	S 36500	9.00	55.50	12.10
2016	73000 F	N 35500	S 37500	9.00	57.00	12.10
2015	76000 C	N 37000	S 39000	9.00	56.20	12.10
2014	64500 S	N 33000	S 31500	9.00	56.20	8.40
2013	66000 F	N 34000	S 32000	9.00	58.40	15.20
2012	66000 C	N 34000	S 32000	9.00	58.30	15.20
2011	60000 C	N 30000	S 30000	9.00	56.80	15.20
2010	63000 C	N 31000	S 32000	8.92	54.78	15.20
2009	60500 C	N 30000	S 30500	8.51	54.06	15.60
2008	63000 C	N 31500	S 31500	8.99	55.49	15.60
2007	69000 C	N 34500	S 34500	8.56	52.31	15.70
2006	69000 C	N 35000	S 34000	8.75	52.50	15.70
2005	63000 C	N 30500	S 32500	8.50	56.40	14.30

AADT FLAGS: C = COMPUTED; E = MANUAL ESTIMATE; F = FIRST YEAR ESTIMATE
S = SECOND YEAR ESTIMATE; T = THIRD YEAR ESTIMATE; R = FOURTH YEAR ESTIMATE
V = FIFTH YEAR ESTIMATE; 6 = SIXTH YEAR ESTIMATE; X = UNKNOWN

*K FACTOR: STARTING WITH YEAR 2011 IS STANDARDK, PRIOR YEARS ARE K30 VALUES

DocuSign Envelope ID: 00F7F873-2213-453E-A7D6-7A719BA1E281

FLORIDA DEPARTMENT OF TRANSPORTATION
TRANSPORTATION STATISTICS OFFICE
2020 HISTORICAL AADT REPORT

COUNTY: 10 - HILLSBOROUGH

SITE: 2001 - SR 93/I-275, NORTH OF BEARSS AVE

YEAR	AADT	DIRECTION 1	DIRECTION 2	*K FACTOR	D FACTOR	T FACTOR
2020	65500 X	0	0	9.00	61.80	6.20
2019	68000 E			9.00	56.30	5.20
2018	66000 S	N 32500	S 33500	9.00	57.60	5.80
2017	63000 F	N 31000	S 32000	9.00	57.00	5.80
2016	59000 C	N 29000	S 30000	8.50	58.00	5.80
2015	58000 C	N 29000	S 29000	8.50	61.40	6.10
2014	54500 C	N 27000	S 27500	8.50	62.50	5.20
2013	58500 C	N 29000	S 29500	8.50	61.70	5.60
2012	51000 C	N 25000	S 26000	8.50	68.90	5.80
2011	51000 C	N 24500	S 26500	8.50	68.10	7.10
2010	49000 C	N 24000	S 25000	9.03	53.36	6.50
2009	52000 C	N 26000	S 26000	8.74	60.62	7.20
2008	50000 C	N 24500	S 25500	8.79	61.49	7.60
2007	55500 C	N 27000	S 28500	8.44	57.92	4.40
2006	42000 E	N 21000	S 21000	8.82	67.37	5.30
2005	40000 E	N 20000	S 20000	8.80	70.00	5.70

AADT FLAGS: C = COMPUTED; E = MANUAL ESTIMATE; F = FIRST YEAR ESTIMATE
S = SECOND YEAR ESTIMATE; T = THIRD YEAR ESTIMATE; R = FOURTH YEAR ESTIMATE
V = FIFTH YEAR ESTIMATE; 6 = SIXTH YEAR ESTIMATE; X = UNKNOWN
*K FACTOR: STARTING WITH YEAR 2011 IS STANDARDK, PRIOR YEARS ARE K30 VALUES

DocuSign Envelope ID: 00F7F873-2213-453E-A7D6-7A719BA1E281

FLORIDA DEPARTMENT OF TRANSPORTATION
TRANSPORTATION STATISTICS OFFICE
2020 HISTORICAL AADT REPORT

COUNTY: 10 - HILLSBOROUGH

SITE: 9955 - SR-93/I-275, 3 MI S OF I-75, HILLS CO.

YEAR	AADT	DIRECTION 1	DIRECTION 2	*K FACTOR	D FACTOR	T FACTOR
2020	53648 C	N 26687	S 26961	9.00	61.80	6.20
2019	63801 C	N 31976	S 31825	9.00	62.10	5.20
2018	61973 C	N 30798	S 31175	9.00	62.50	5.40
2017	60285 C	N 29894	S 30391	9.00	62.50	5.30
2016	57799 C	N 28739	S 29060	8.50	63.80	5.20
2015	54368 C	N 26960	S 27408	8.50	61.40	5.20

AADT FLAGS: C = COMPUTED; E = MANUAL ESTIMATE; F = FIRST YEAR ESTIMATE
S = SECOND YEAR ESTIMATE; T = THIRD YEAR ESTIMATE; R = FOURTH YEAR ESTIMATE
V = FIFTH YEAR ESTIMATE; 6 = SIXTH YEAR ESTIMATE; X = UNKNOWN
*K FACTOR: STARTING WITH YEAR 2011 IS STANDARDK, PRIOR YEARS ARE K30 VALUES

DocuSign Envelope ID: 00F7F873-2213-453E-A7D6-7A719BA1E281

B.4

Southbound I-75 Speed Data

DocuSign Envelope ID: 00F7F873-2213-453E-A7D6-7A719BA1E281

ObjectID *	Shape *	Date	Time	Time Block	Lat	Lon	Speed Data (miles/hour)
7119	Point	10/5/2021	06:04:56	6:00 - 6:15	28.209719	-82.375137	66.93
7168	Point	10/5/2021	06:04:57	6:00 - 6:15	28.209491	-82.3753	66.84
7219	Point	10/5/2021	06:04:58	6:00 - 6:15	28.209263	-82.375467	66.8
7267	Point	10/5/2021	06:04:59	6:00 - 6:15	28.209036	-82.375631	66.84
7313	Point	10/5/2021	06:05:00	6:00 - 6:15	28.208806	-82.375799	67.02
7359	Point	10/5/2021	06:05:01	6:00 - 6:15	28.208576	-82.37596	67.27
7407	Point	10/5/2021	06:05:02	6:00 - 6:15	28.208341	-82.376125	67.63
7452	Point	10/5/2021	06:05:03	6:00 - 6:15	28.20811	-82.376289	67.84
7499	Point	10/5/2021	06:05:04	6:00 - 6:15	28.207876	-82.376447	67.86
7547	Point	10/5/2021	06:05:05	6:00 - 6:15	28.207641	-82.376605	67.97
7597	Point	10/5/2021	06:05:06	6:00 - 6:15	28.2074	-82.376761	68.07
7645	Point	10/5/2021	06:05:07	6:00 - 6:15	28.20716	-82.376916	68.2
7689	Point	10/5/2021	06:05:08	6:00 - 6:15	28.20692	-82.377072	68.3
7740	Point	10/5/2021	06:05:09	6:00 - 6:15	28.206677	-82.377222	68.44
7790	Point	10/5/2021	06:05:10	6:00 - 6:15	28.206434	-82.37737	68.68
7837	Point	10/5/2021	06:05:11	6:00 - 6:15	28.206187	-82.377522	69.24
7885	Point	10/5/2021	06:05:12	6:00 - 6:15	28.20594	-82.377673	69.47
7936	Point	10/5/2021	06:05:13	6:00 - 6:15	28.205692	-82.377823	69.62
7986	Point	10/5/2021	06:05:14	6:00 - 6:15	28.205438	-82.377971	70
8034	Point	10/5/2021	06:05:15	6:00 - 6:15	28.205188	-82.378119	70.15
8081	Point	10/5/2021	06:05:16	6:00 - 6:15	28.204943	-82.378259	69.41
8130	Point	10/5/2021	06:05:17	6:00 - 6:15	28.204694	-82.378402	69.23
8176	Point	10/5/2021	06:05:18	6:00 - 6:15	28.204442	-82.378548	69.42
8225	Point	10/5/2021	06:05:19	6:00 - 6:15	28.204187	-82.378688	69.48
8273	Point	10/5/2021	06:05:20	6:00 - 6:15	28.203941	-82.378829	69.19
8321	Point	10/5/2021	06:05:21	6:00 - 6:15	28.203691	-82.378976	69.28
8370	Point	10/5/2021	06:05:22	6:00 - 6:15	28.203443	-82.379118	69.24
8419	Point	10/5/2021	06:05:23	6:00 - 6:15	28.203196	-82.379261	69.14
8465	Point	10/5/2021	06:05:24	6:00 - 6:15	28.202947	-82.379405	69.19
8515	Point	10/5/2021	06:05:25	6:00 - 6:15	28.202698	-82.379549	69.24
8566	Point	10/5/2021	06:05:26	6:00 - 6:15	28.202449	-82.379693	69.2
8611	Point	10/5/2021	06:05:27	6:00 - 6:15	28.2022	-82.379836	69.28
8660	Point	10/5/2021	06:05:28	6:00 - 6:15	28.201952	-82.379981	69.32
8707	Point	10/5/2021	06:05:29	6:00 - 6:15	28.201705	-82.380124	69.2
8757	Point	10/5/2021	06:05:30	6:00 - 6:15	28.201459	-82.380274	69.4
8804	Point	10/5/2021	06:05:31	6:00 - 6:15	28.201213	-82.380414	69.44
8855	Point	10/5/2021	06:05:32	6:00 - 6:15	28.200961	-82.380555	69.67
8904	Point	10/5/2021	06:05:33	6:00 - 6:15	28.200715	-82.380696	69.4
8955	Point	10/5/2021	06:05:34	6:00 - 6:15	28.200465	-82.380845	69.68
9004	Point	10/5/2021	06:05:35	6:00 - 6:15	28.200213	-82.380988	69.57
9051	Point	10/5/2021	06:05:36	6:00 - 6:15	28.199966	-82.381138	69.52
9097	Point	10/5/2021	06:05:37	6:00 - 6:15	28.199721	-82.381287	69.32
9146	Point	10/5/2021	06:05:38	6:00 - 6:15	28.199477	-82.381435	69.09
9198	Point	10/5/2021	06:05:39	6:00 - 6:15	28.199233	-82.381587	68.85
9246	Point	10/5/2021	06:05:40	6:00 - 6:15	28.19899	-82.381738	68.6
9288	Point	10/5/2021	06:05:41	6:00 - 6:15	28.198747	-82.381883	68.28

DocuSign Envelope ID: 00F7F873-2213-453E-A7D6-7A719BA1E281

9332	Point	10/5/2021	06:05:42	6:00 - 6:15	28.19851	-82.382029	67.85
9381	Point	10/5/2021	06:05:43	6:00 - 6:15	28.198265	-82.382173	67.78
9429	Point	10/5/2021	06:05:44	6:00 - 6:15	28.198022	-82.382314	67.74
9478	Point	10/5/2021	06:05:45	6:00 - 6:15	28.197778	-82.382449	67.93
9527	Point	10/5/2021	06:05:46	6:00 - 6:15	28.197532	-82.382594	68.34
9574	Point	10/5/2021	06:05:47	6:00 - 6:15	28.197282	-82.382739	69.05
9622	Point	10/5/2021	06:05:48	6:00 - 6:15	28.197033	-82.382882	69.39
9671	Point	10/5/2021	06:05:49	6:00 - 6:15	28.196777	-82.383027	70.03
9720	Point	10/5/2021	06:05:50	6:00 - 6:15	28.196518	-82.383164	70.48
9769	Point	10/5/2021	06:05:51	6:00 - 6:15	28.196258	-82.383302	70.89
9821	Point	10/5/2021	06:05:52	6:00 - 6:15	28.195994	-82.383439	71.27
9872	Point	10/5/2021	06:05:53	6:00 - 6:15	28.195733	-82.383575	71.4
9919	Point	10/5/2021	06:05:54	6:00 - 6:15	28.195478	-82.383715	71.19
9966	Point	10/5/2021	06:05:55	6:00 - 6:15	28.195217	-82.383854	70.97
10014	Point	10/5/2021	06:05:56	6:00 - 6:15	28.19496	-82.383988	70.43
10063	Point	10/5/2021	06:05:57	6:00 - 6:15	28.194702	-82.384112	69.31
10111	Point	10/5/2021	06:05:58	6:00 - 6:15	28.19444	-82.384237	68.5
10161	Point	10/5/2021	06:05:59	6:00 - 6:15	28.194186	-82.384348	67.36
10204	Point	10/5/2021	06:06:00	6:00 - 6:15	28.193934	-82.384455	66.56
10252	Point	10/5/2021	06:06:01	6:00 - 6:15	28.193678	-82.384565	66.81
10301	Point	10/5/2021	06:06:02	6:00 - 6:15	28.193428	-82.384676	67.14
10346	Point	10/5/2021	06:06:03	6:00 - 6:15	28.193186	-82.384775	67.11
10389	Point	10/5/2021	06:06:04	6:00 - 6:15	28.192943	-82.384878	66.67
10436	Point	10/5/2021	06:06:05	6:00 - 6:15	28.192694	-82.384993	66.41
10483	Point	10/5/2021	06:06:06	6:00 - 6:15	28.192444	-82.385104	66.28
10530	Point	10/5/2021	06:06:07	6:00 - 6:15	28.192192	-82.385214	65.63
10574	Point	10/5/2021	06:06:08	6:00 - 6:15	28.191952	-82.38531	64.2
10620	Point	10/5/2021	06:06:09	6:00 - 6:15	28.191708	-82.385405	63.48
10662	Point	10/5/2021	06:06:10	6:00 - 6:15	28.191472	-82.385513	63.57
10714	Point	10/5/2021	06:06:11	6:00 - 6:15	28.191228	-82.385626	64.08
10758	Point	10/5/2021	06:06:12	6:00 - 6:15	28.190985	-82.385736	64.51
10808	Point	10/5/2021	06:06:13	6:00 - 6:15	28.19073	-82.385843	65.05
10858	Point	10/5/2021	06:06:14	6:00 - 6:15	28.190481	-82.385943	64.31
10905	Point	10/5/2021	06:06:15	6:00 - 6:15	28.190237	-82.386047	63.27
10950	Point	10/5/2021	06:06:16	6:00 - 6:15	28.190002	-82.38615	62.15
10998	Point	10/5/2021	06:06:17	6:00 - 6:15	28.189774	-82.386248	61.05
11041	Point	10/5/2021	06:06:18	6:00 - 6:15	28.189547	-82.386344	60.01
11081	Point	10/5/2021	06:06:19	6:00 - 6:15	28.189322	-82.386435	58.82
11121	Point	10/5/2021	06:06:20	6:00 - 6:15	28.189104	-82.386529	57.87
11165	Point	10/5/2021	06:06:21	6:00 - 6:15	28.188892	-82.386628	56.74
11213	Point	10/5/2021	06:06:22	6:00 - 6:15	28.188675	-82.386718	57.04
11253	Point	10/5/2021	06:06:23	6:00 - 6:15	28.18846	-82.386814	57.75
11296	Point	10/5/2021	06:06:24	6:00 - 6:15	28.188244	-82.386908	58.3
11340	Point	10/5/2021	06:06:25	6:00 - 6:15	28.188026	-82.387006	58.83
11387	Point	10/5/2021	06:06:26	6:00 - 6:15	28.187802	-82.387108	59.41
11426	Point	10/5/2021	06:06:27	6:00 - 6:15	28.187574	-82.387207	59.96
11471	Point	10/5/2021	06:06:28	6:00 - 6:15	28.187344	-82.387305	60.55

DocuSign Envelope ID: 00F7F873-2213-453E-A7D6-7A719BA1E281

11519	Point	10/5/2021	06:06:29	6:00 - 6:15	28.187107	-82.387405	61.39
11566	Point	10/5/2021	06:06:30	6:00 - 6:15	28.186874	-82.387503	61.91
11611	Point	10/5/2021	06:06:31	6:00 - 6:15	28.186639	-82.387595	62.21
11657	Point	10/5/2021	06:06:32	6:00 - 6:15	28.186406	-82.387697	62.51
11703	Point	10/5/2021	06:06:33	6:00 - 6:15	28.186164	-82.3878	63.24
11746	Point	10/5/2021	06:06:34	6:00 - 6:15	28.185923	-82.387902	63.89
11792	Point	10/5/2021	06:06:35	6:00 - 6:15	28.185678	-82.388001	64.56
11840	Point	10/5/2021	06:06:36	6:00 - 6:15	28.185431	-82.388099	65.21
11883	Point	10/5/2021	06:06:37	6:00 - 6:15	28.185185	-82.388198	66.01
11933	Point	10/5/2021	06:06:38	6:00 - 6:15	28.184938	-82.388301	66.69
11979	Point	10/5/2021	06:06:39	6:00 - 6:15	28.184691	-82.388408	67.49
12028	Point	10/5/2021	06:06:40	6:00 - 6:15	28.184435	-82.388515	68.22
12076	Point	10/5/2021	06:06:41	6:00 - 6:15	28.18418	-82.388628	69.12
12125	Point	10/5/2021	06:06:42	6:00 - 6:15	28.183925	-82.388737	69.63
12176	Point	10/5/2021	06:06:43	6:00 - 6:15	28.183661	-82.38885	70.23
12228	Point	10/5/2021	06:06:44	6:00 - 6:15	28.183399	-82.388964	70.54
12279	Point	10/5/2021	06:06:45	6:00 - 6:15	28.183133	-82.389074	70.84
12334	Point	10/5/2021	06:06:46	6:00 - 6:15	28.182862	-82.389183	71.21
12385	Point	10/5/2021	06:06:47	6:00 - 6:15	28.1826	-82.389287	70.76
12432	Point	10/5/2021	06:06:48	6:00 - 6:15	28.182341	-82.389403	70.24
12482	Point	10/5/2021	06:06:49	6:00 - 6:15	28.182085	-82.389515	69.78
12529	Point	10/5/2021	06:06:50	6:00 - 6:15	28.181823	-82.389634	69.75
12580	Point	10/5/2021	06:06:51	6:00 - 6:15	28.181561	-82.389754	69.64
12631	Point	10/5/2021	06:06:52	6:00 - 6:15	28.181299	-82.389866	69.56
12682	Point	10/5/2021	06:06:53	6:00 - 6:15	28.181038	-82.389979	69.47
12733	Point	10/5/2021	06:06:54	6:00 - 6:15	28.180777	-82.39008	69.21
12780	Point	10/5/2021	06:06:55	6:00 - 6:15	28.180524	-82.390196	68.9
12826	Point	10/5/2021	06:06:56	6:00 - 6:15	28.180271	-82.390303	68.62
12873	Point	10/5/2021	06:06:57	6:00 - 6:15	28.180019	-82.39041	68.34
12922	Point	10/5/2021	06:06:58	6:00 - 6:15	28.179762	-82.390521	68.27
12971	Point	10/5/2021	06:06:59	6:00 - 6:15	28.179505	-82.390631	68.29
13020	Point	10/5/2021	06:07:00	6:00 - 6:15	28.17925	-82.390741	68.32
13066	Point	10/5/2021	06:07:01	6:00 - 6:15	28.178992	-82.390851	68.36
13116	Point	10/5/2021	06:07:02	6:00 - 6:15	28.178732	-82.390953	68.5
13166	Point	10/5/2021	06:07:03	6:00 - 6:15	28.178478	-82.39106	68.54
13213	Point	10/5/2021	06:07:04	6:00 - 6:15	28.17822	-82.391172	68.67
13259	Point	10/5/2021	06:07:05	6:00 - 6:15	28.177969	-82.391286	68.67
13307	Point	10/5/2021	06:07:06	6:00 - 6:15	28.177715	-82.391395	68.66
13351	Point	10/5/2021	06:07:07	6:00 - 6:15	28.177456	-82.391497	68.82
13399	Point	10/5/2021	06:07:08	6:00 - 6:15	28.177192	-82.391606	69.31
13446	Point	10/5/2021	06:07:09	6:00 - 6:15	28.176925	-82.39172	70.15
13495	Point	10/5/2021	06:07:10	6:00 - 6:15	28.17666	-82.391837	70.78
13545	Point	10/5/2021	06:07:11	6:00 - 6:15	28.176393	-82.391944	71.19
13592	Point	10/5/2021	06:07:12	6:00 - 6:15	28.17613	-82.392046	71.19
13642	Point	10/5/2021	06:07:13	6:00 - 6:15	28.175866	-82.39216	71.09
13689	Point	10/5/2021	06:07:14	6:00 - 6:15	28.175596	-82.392274	71.16
13738	Point	10/5/2021	06:07:15	6:00 - 6:15	28.175331	-82.392383	70.8

DocuSign Envelope ID: 00F7F873-2213-453E-A7D6-7A719BA1E281

13788	Point	10/5/2021	06:07:16	6:00 - 6:15	28.175061	-82.392494	70.51
13837	Point	10/5/2021	06:07:17	6:00 - 6:15	28.17479	-82.392606	70.4
13886	Point	10/5/2021	06:07:18	6:00 - 6:15	28.174523	-82.392721	70.16
13934	Point	10/5/2021	06:07:19	6:00 - 6:15	28.17426	-82.392837	69.8
13977	Point	10/5/2021	06:07:20	6:00 - 6:15	28.174	-82.392945	69.33
14025	Point	10/5/2021	06:07:21	6:00 - 6:15	28.173734	-82.393054	69.05
14071	Point	10/5/2021	06:07:22	6:00 - 6:15	28.173475	-82.393169	68.64
14118	Point	10/5/2021	06:07:23	6:00 - 6:15	28.173211	-82.393276	68.38
14164	Point	10/5/2021	06:07:24	6:00 - 6:15	28.172952	-82.393385	68.03
14213	Point	10/5/2021	06:07:25	6:00 - 6:15	28.172697	-82.393491	67.66
14258	Point	10/5/2021	06:07:26	6:00 - 6:15	28.172444	-82.393588	67.22
14306	Point	10/5/2021	06:07:27	6:00 - 6:15	28.172189	-82.393694	66.99
14354	Point	10/5/2021	06:07:28	6:00 - 6:15	28.171929	-82.3938	66.96
14401	Point	10/5/2021	06:07:29	6:00 - 6:15	28.171668	-82.393905	66.95
14448	Point	10/5/2021	06:07:30	6:00 - 6:15	28.171415	-82.394014	66.65
14498	Point	10/5/2021	06:07:31	6:00 - 6:15	28.171158	-82.394118	66.3
14545	Point	10/5/2021	06:07:32	6:00 - 6:15	28.170914	-82.394213	65.44
14586	Point	10/5/2021	06:07:33	6:00 - 6:15	28.170672	-82.394295	64.76
14634	Point	10/5/2021	06:07:34	6:00 - 6:15	28.170421	-82.394383	64.52
14681	Point	10/5/2021	06:07:35	6:00 - 6:15	28.170165	-82.394472	64.5
14726	Point	10/5/2021	06:07:36	6:00 - 6:15	28.169907	-82.39455	64.93
14773	Point	10/5/2021	06:07:37	6:00 - 6:15	28.169647	-82.394624	65.38
14824	Point	10/5/2021	06:07:38	6:00 - 6:15	28.16938	-82.394703	65.91
14871	Point	10/5/2021	06:07:39	6:00 - 6:15	28.169106	-82.394778	66.44
14920	Point	10/5/2021	06:07:40	6:00 - 6:15	28.168838	-82.39485	66.82
14969	Point	10/5/2021	06:07:41	6:00 - 6:15	28.168559	-82.394916	67.48
15019	Point	10/5/2021	06:07:42	6:00 - 6:15	28.168281	-82.394981	68.04
15071	Point	10/5/2021	06:07:43	6:00 - 6:15	28.167997	-82.395034	68.7
15120	Point	10/5/2021	06:07:44	6:00 - 6:15	28.167716	-82.395084	69.22
15170	Point	10/5/2021	06:07:45	6:00 - 6:15	28.16743	-82.395126	69.85
15218	Point	10/5/2021	06:07:46	6:00 - 6:15	28.167147	-82.39516	70.26
15268	Point	10/5/2021	06:07:47	6:00 - 6:15	28.166861	-82.395186	70.48
15320	Point	10/5/2021	06:07:48	6:00 - 6:15	28.166573	-82.395207	70.62
15373	Point	10/5/2021	06:07:49	6:00 - 6:15	28.166288	-82.395231	70.65
15418	Point	10/5/2021	06:07:50	6:00 - 6:15	28.166006	-82.395246	70.48
15465	Point	10/5/2021	06:07:51	6:00 - 6:15	28.165726	-82.395255	70.14
15518	Point	10/5/2021	06:07:52	6:00 - 6:15	28.165444	-82.395259	69.91
15567	Point	10/5/2021	06:07:53	6:00 - 6:15	28.16516	-82.395257	69.89
15616	Point	10/5/2021	06:07:54	6:00 - 6:15	28.164879	-82.395249	69.8
15659	Point	10/5/2021	06:07:55	6:00 - 6:15	28.164603	-82.395237	69.48
15708	Point	10/5/2021	06:07:56	6:00 - 6:15	28.164321	-82.39522	69.46
15757	Point	10/5/2021	06:07:57	6:00 - 6:15	28.164044	-82.39519	69.31
15807	Point	10/5/2021	06:07:58	6:00 - 6:15	28.16377	-82.395151	69.16
15858	Point	10/5/2021	06:07:59	6:00 - 6:15	28.163495	-82.395114	68.86
15904	Point	10/5/2021	06:08:00	6:00 - 6:15	28.16322	-82.395068	68.67
15953	Point	10/5/2021	06:08:01	6:00 - 6:15	28.162943	-82.395017	68.61
15999	Point	10/5/2021	06:08:02	6:00 - 6:15	28.162667	-82.39496	68.52

DocuSign Envelope ID: 00F7F873-2213-453E-A7D6-7A719BA1E281

16048	Point	10/5/2021	06:08:03	6:00 - 6:15	28.162393	-82.394896	68.42
16100	Point	10/5/2021	06:08:04	6:00 - 6:15	28.162124	-82.394836	67.98
16147	Point	10/5/2021	06:08:05	6:00 - 6:15	28.161859	-82.394765	67.48
16198	Point	10/5/2021	06:08:06	6:00 - 6:15	28.161597	-82.394683	67.14
16245	Point	10/5/2021	06:08:07	6:00 - 6:15	28.16133	-82.394603	66.94
16291	Point	10/5/2021	06:08:08	6:00 - 6:15	28.16107	-82.394517	66.73
16336	Point	10/5/2021	06:08:09	6:00 - 6:15	28.160804	-82.394431	66.9
16383	Point	10/5/2021	06:08:10	6:00 - 6:15	28.160541	-82.394339	67.05
7140	Point	10/5/2021	06:09:02	6:00 - 6:15	28.209592	-82.375202	73.96
7191	Point	10/5/2021	06:09:03	6:00 - 6:15	28.209343	-82.375394	73.3
7246	Point	10/5/2021	06:09:04	6:00 - 6:15	28.209097	-82.375575	73.14
7299	Point	10/5/2021	06:09:05	6:00 - 6:15	28.208846	-82.375756	73.14
7351	Point	10/5/2021	06:09:06	6:00 - 6:15	28.2086	-82.375937	73.25
7404	Point	10/5/2021	06:09:07	6:00 - 6:15	28.208344	-82.376111	73.43
7456	Point	10/5/2021	06:09:08	6:00 - 6:15	28.208095	-82.376288	73.38
7507	Point	10/5/2021	06:09:09	6:00 - 6:15	28.207841	-82.376459	73.41
7558	Point	10/5/2021	06:09:10	6:00 - 6:15	28.207581	-82.376628	73.92
7609	Point	10/5/2021	06:09:11	6:00 - 6:15	28.207323	-82.376813	73.87
7664	Point	10/5/2021	06:09:12	6:00 - 6:15	28.207064	-82.376982	73.96
7716	Point	10/5/2021	06:09:13	6:00 - 6:15	28.206805	-82.377149	74.24
7768	Point	10/5/2021	06:09:14	6:00 - 6:15	28.206543	-82.377311	74.44
7820	Point	10/5/2021	06:09:15	6:00 - 6:15	28.206277	-82.377473	74.69
7876	Point	10/5/2021	06:09:16	6:00 - 6:15	28.206009	-82.377628	74.78
7928	Point	10/5/2021	06:09:17	6:00 - 6:15	28.205737	-82.377792	75.24
7979	Point	10/5/2021	06:09:18	6:00 - 6:15	28.205467	-82.377957	75.79
8032	Point	10/5/2021	06:09:19	6:00 - 6:15	28.205193	-82.378123	76.3
8090	Point	10/5/2021	06:09:20	6:00 - 6:15	28.204921	-82.378285	76.5
8141	Point	10/5/2021	06:09:21	6:00 - 6:15	28.204644	-82.37844	76.69
8194	Point	10/5/2021	06:09:22	6:00 - 6:15	28.204366	-82.378599	76.74
8244	Point	10/5/2021	06:09:23	6:00 - 6:15	28.204086	-82.378755	77.03
8300	Point	10/5/2021	06:09:24	6:00 - 6:15	28.203804	-82.378918	77.24
8351	Point	10/5/2021	06:09:25	6:00 - 6:15	28.203525	-82.379076	77.33
8406	Point	10/5/2021	06:09:26	6:00 - 6:15	28.203247	-82.379233	77.3
8463	Point	10/5/2021	06:09:27	6:00 - 6:15	28.202964	-82.379394	77.62
8518	Point	10/5/2021	06:09:28	6:00 - 6:15	28.202683	-82.379552	77.84
8575	Point	10/5/2021	06:09:29	6:00 - 6:15	28.202401	-82.379714	77.95
8629	Point	10/5/2021	06:09:30	6:00 - 6:15	28.202124	-82.379872	77.87
8682	Point	10/5/2021	06:09:31	6:00 - 6:15	28.201843	-82.380032	78.08
8740	Point	10/5/2021	06:09:32	6:00 - 6:15	28.20156	-82.380201	78.68
8793	Point	10/5/2021	06:09:33	6:00 - 6:15	28.201275	-82.380368	78.99
8848	Point	10/5/2021	06:09:34	6:00 - 6:15	28.200989	-82.380529	79.25
8907	Point	10/5/2021	06:09:35	6:00 - 6:15	28.200706	-82.380692	79.23
8961	Point	10/5/2021	06:09:36	6:00 - 6:15	28.200424	-82.380865	79.41
9012	Point	10/5/2021	06:09:37	6:00 - 6:15	28.20014	-82.381037	79.79
9073	Point	10/5/2021	06:09:38	6:00 - 6:15	28.199854	-82.381207	79.9
9133	Point	10/5/2021	06:09:39	6:00 - 6:15	28.199564	-82.381369	79.88
9186	Point	10/5/2021	06:09:40	6:00 - 6:15	28.199281	-82.381534	79.28

DocuSign Envelope ID: 00F7F873-2213-453E-A7D6-7A719BA1E281

9242	Point	10/5/2021	06:09:41	6:00 - 6:15	28.199001	-82.381699	78.99
9298	Point	10/5/2021	06:09:42	6:00 - 6:15	28.198718	-82.381857	79.2
9351	Point	10/5/2021	06:09:43	6:00 - 6:15	28.198438	-82.382024	79.07
9406	Point	10/5/2021	06:09:44	6:00 - 6:15	28.198159	-82.382197	78.9
9460	Point	10/5/2021	06:09:45	6:00 - 6:15	28.19788	-82.38236	77.93
9511	Point	10/5/2021	06:09:46	6:00 - 6:15	28.197604	-82.382522	77.66
9563	Point	10/5/2021	06:09:47	6:00 - 6:15	28.19733	-82.382686	77.27
9618	Point	10/5/2021	06:09:48	6:00 - 6:15	28.197053	-82.382839	76.52
9672	Point	10/5/2021	06:09:49	6:00 - 6:15	28.196776	-82.382994	76.58
9723	Point	10/5/2021	06:09:50	6:00 - 6:15	28.196502	-82.383156	76.82
9779	Point	10/5/2021	06:09:51	6:00 - 6:15	28.196228	-82.383307	76.6
9829	Point	10/5/2021	06:09:52	6:00 - 6:15	28.195952	-82.383447	76.11
9880	Point	10/5/2021	06:09:53	6:00 - 6:15	28.195674	-82.383589	76.03
9929	Point	10/5/2021	06:09:54	6:00 - 6:15	28.195402	-82.383738	75.77
9980	Point	10/5/2021	06:09:55	6:00 - 6:15	28.19513	-82.38388	75.21
10035	Point	10/5/2021	06:09:56	6:00 - 6:15	28.194851	-82.384009	74.99
10086	Point	10/5/2021	06:09:57	6:00 - 6:15	28.194577	-82.384143	74.72
10137	Point	10/5/2021	06:09:58	6:00 - 6:15	28.194299	-82.384283	74.84
10190	Point	10/5/2021	06:09:59	6:00 - 6:15	28.194016	-82.384414	74.38
10241	Point	10/5/2021	06:10:00	6:00 - 6:15	28.193734	-82.384536	74.22
10294	Point	10/5/2021	06:10:01	6:00 - 6:15	28.193456	-82.38466	73.37
10347	Point	10/5/2021	06:10:02	6:00 - 6:15	28.193185	-82.384782	72.1
10395	Point	10/5/2021	06:10:03	6:00 - 6:15	28.192918	-82.384883	70.71
10443	Point	10/5/2021	06:10:04	6:00 - 6:15	28.192652	-82.384999	69.94
10490	Point	10/5/2021	06:10:05	6:00 - 6:15	28.192391	-82.385109	69.03
10539	Point	10/5/2021	06:10:06	6:00 - 6:15	28.192136	-82.385214	68.16
10586	Point	10/5/2021	06:10:07	6:00 - 6:15	28.191884	-82.385317	67.05
10631	Point	10/5/2021	06:10:08	6:00 - 6:15	28.191638	-82.385423	66.28
10679	Point	10/5/2021	06:10:09	6:00 - 6:15	28.191388	-82.385529	66.06
10728	Point	10/5/2021	06:10:10	6:00 - 6:15	28.191136	-82.385642	66.09
10775	Point	10/5/2021	06:10:11	6:00 - 6:15	28.190884	-82.385753	66.21
10823	Point	10/5/2021	06:10:12	6:00 - 6:15	28.190631	-82.385868	66.05
10875	Point	10/5/2021	06:10:13	6:00 - 6:15	28.190378	-82.38597	66.15
10925	Point	10/5/2021	06:10:14	6:00 - 6:15	28.190119	-82.386082	66.56
10977	Point	10/5/2021	06:10:15	6:00 - 6:15	28.189856	-82.386201	67.17
11027	Point	10/5/2021	06:10:16	6:00 - 6:15	28.189601	-82.386309	67.5
11076	Point	10/5/2021	06:10:17	6:00 - 6:15	28.189342	-82.386415	67.95
11133	Point	10/5/2021	06:10:18	6:00 - 6:15	28.189082	-82.386526	68.16
11182	Point	10/5/2021	06:10:19	6:00 - 6:15	28.188819	-82.386625	68.09
11232	Point	10/5/2021	06:10:20	6:00 - 6:15	28.188559	-82.386737	68.31
11285	Point	10/5/2021	06:10:21	6:00 - 6:15	28.1883	-82.386853	68.35
11339	Point	10/5/2021	06:10:22	6:00 - 6:15	28.188036	-82.386975	68.75
11390	Point	10/5/2021	06:10:23	6:00 - 6:15	28.187765	-82.387089	69.44
11443	Point	10/5/2021	06:10:24	6:00 - 6:15	28.187495	-82.387196	69.87
11493	Point	10/5/2021	06:10:25	6:00 - 6:15	28.18723	-82.387304	69.69
11543	Point	10/5/2021	06:10:26	6:00 - 6:15	28.186971	-82.387424	69.5
11590	Point	10/5/2021	06:10:27	6:00 - 6:15	28.186712	-82.387547	69.42

DocuSign Envelope ID: 00F7F873-2213-453E-A7D6-7A719BA1E281

11640	Point	10/5/2021	06:10:28	6:00 - 6:15	28.18645	-82.387655	68.96
11688	Point	10/5/2021	06:10:29	6:00 - 6:15	28.186197	-82.38776	68.52
11741	Point	10/5/2021	06:10:30	6:00 - 6:15	28.185942	-82.387863	68.02
11790	Point	10/5/2021	06:10:31	6:00 - 6:15	28.185689	-82.387974	67.86
11837	Point	10/5/2021	06:10:32	6:00 - 6:15	28.185437	-82.388074	67.49
11885	Point	10/5/2021	06:10:33	6:00 - 6:15	28.185177	-82.388182	67.48
11938	Point	10/5/2021	06:10:34	6:00 - 6:15	28.184919	-82.388297	67.28
11988	Point	10/5/2021	06:10:35	6:00 - 6:15	28.18466	-82.388409	67.28
12039	Point	10/5/2021	06:10:36	6:00 - 6:15	28.1844	-82.388508	67.39
12084	Point	10/5/2021	06:10:37	6:00 - 6:15	28.184145	-82.388611	67.52
12133	Point	10/5/2021	06:10:38	6:00 - 6:15	28.183892	-82.388719	67.63
12180	Point	10/5/2021	06:10:39	6:00 - 6:15	28.183637	-82.388825	67.54
12231	Point	10/5/2021	06:10:40	6:00 - 6:15	28.183379	-82.388925	67.71
12283	Point	10/5/2021	06:10:41	6:00 - 6:15	28.183123	-82.389043	68.12
12333	Point	10/5/2021	06:10:42	6:00 - 6:15	28.182864	-82.389159	68.48
12382	Point	10/5/2021	06:10:43	6:00 - 6:15	28.182605	-82.389276	68.76
12433	Point	10/5/2021	06:10:44	6:00 - 6:15	28.182341	-82.389385	69.41
12484	Point	10/5/2021	06:10:45	6:00 - 6:15	28.182076	-82.389489	69.15
12532	Point	10/5/2021	06:10:46	6:00 - 6:15	28.181812	-82.389597	68.89
12585	Point	10/5/2021	06:10:47	6:00 - 6:15	28.181547	-82.38971	68.84
12636	Point	10/5/2021	06:10:48	6:00 - 6:15	28.181282	-82.389817	68.91
12685	Point	10/5/2021	06:10:49	6:00 - 6:15	28.181021	-82.389926	68.8
12739	Point	10/5/2021	06:10:50	6:00 - 6:15	28.180762	-82.390037	68.93
12787	Point	10/5/2021	06:10:51	6:00 - 6:15	28.180497	-82.390151	69.35
12837	Point	10/5/2021	06:10:52	6:00 - 6:15	28.18023	-82.390266	69.61
12885	Point	10/5/2021	06:10:53	6:00 - 6:15	28.179967	-82.390381	69.72
12937	Point	10/5/2021	06:10:54	6:00 - 6:15	28.179694	-82.390493	70.12
12989	Point	10/5/2021	06:10:55	6:00 - 6:15	28.179424	-82.390615	70.41
13043	Point	10/5/2021	06:10:56	6:00 - 6:15	28.179148	-82.390724	70.53
13093	Point	10/5/2021	06:10:57	6:00 - 6:15	28.178881	-82.390848	70.45
13138	Point	10/5/2021	06:10:58	6:00 - 6:15	28.178617	-82.390976	70.63
13186	Point	10/5/2021	06:10:59	6:00 - 6:15	28.178354	-82.391093	70.55
13235	Point	10/5/2021	06:11:00	6:00 - 6:15	28.178087	-82.391211	70.6
13286	Point	10/5/2021	06:11:01	6:00 - 6:15	28.177814	-82.391323	70.96
13334	Point	10/5/2021	06:11:02	6:00 - 6:15	28.177541	-82.391434	71.24
13383	Point	10/5/2021	06:11:03	6:00 - 6:15	28.177273	-82.391547	71.28
13434	Point	10/5/2021	06:11:04	6:00 - 6:15	28.177006	-82.391661	71.27
13483	Point	10/5/2021	06:11:05	6:00 - 6:15	28.176739	-82.39178	71.01
13533	Point	10/5/2021	06:11:06	6:00 - 6:15	28.176465	-82.391897	71.61
13582	Point	10/5/2021	06:11:07	6:00 - 6:15	28.17619	-82.392017	71.97
13632	Point	10/5/2021	06:11:08	6:00 - 6:15	28.175919	-82.392135	72.09
13679	Point	10/5/2021	06:11:09	6:00 - 6:15	28.175646	-82.392244	72.12
13728	Point	10/5/2021	06:11:10	6:00 - 6:15	28.175372	-82.392347	72.4
13779	Point	10/5/2021	06:11:11	6:00 - 6:15	28.175102	-82.392459	72.14
13827	Point	10/5/2021	06:11:12	6:00 - 6:15	28.174834	-82.392563	71.75
13876	Point	10/5/2021	06:11:13	6:00 - 6:15	28.174565	-82.392673	71.51
13924	Point	10/5/2021	06:11:14	6:00 - 6:15	28.174297	-82.392784	71.37

DocuSign Envelope ID: 00F7F873-2213-453E-A7D6-7A719BA1E281

13971	Point	10/5/2021	06:11:15	6:00 - 6:15	28.174028	-82.392899	71.6
14017	Point	10/5/2021	06:11:16	6:00 - 6:15	28.173765	-82.39301	71.6
14065	Point	10/5/2021	06:11:17	6:00 - 6:15	28.173501	-82.393122	71.44
14113	Point	10/5/2021	06:11:18	6:00 - 6:15	28.173238	-82.393231	71.23
14159	Point	10/5/2021	06:11:19	6:00 - 6:15	28.172982	-82.393332	70.43
14205	Point	10/5/2021	06:11:20	6:00 - 6:15	28.172725	-82.393434	69.86
14254	Point	10/5/2021	06:11:21	6:00 - 6:15	28.172473	-82.393535	69.12
14298	Point	10/5/2021	06:11:22	6:00 - 6:15	28.172224	-82.393633	68.12
14346	Point	10/5/2021	06:11:23	6:00 - 6:15	28.17198	-82.393739	66.91
14389	Point	10/5/2021	06:11:24	6:00 - 6:15	28.171743	-82.393839	65.97
14432	Point	10/5/2021	06:11:25	6:00 - 6:15	28.171503	-82.393936	65.34
14478	Point	10/5/2021	06:11:26	6:00 - 6:15	28.171268	-82.394037	64.9
14517	Point	10/5/2021	06:11:27	6:00 - 6:15	28.171034	-82.394147	64.68
14561	Point	10/5/2021	06:11:28	6:00 - 6:15	28.170795	-82.39425	64.67
14609	Point	10/5/2021	06:11:29	6:00 - 6:15	28.170557	-82.394344	64.6
14654	Point	10/5/2021	06:11:30	6:00 - 6:15	28.170322	-82.394431	64.42
14697	Point	10/5/2021	06:11:31	6:00 - 6:15	28.17009	-82.394513	63.85
14739	Point	10/5/2021	06:11:32	6:00 - 6:15	28.169856	-82.394595	63.78
14781	Point	10/5/2021	06:11:33	6:00 - 6:15	28.169623	-82.394671	63.58
14820	Point	10/5/2021	06:11:34	6:00 - 6:15	28.169389	-82.394742	63.54
14862	Point	10/5/2021	06:11:35	6:00 - 6:15	28.169152	-82.394814	63.81
14907	Point	10/5/2021	06:11:36	6:00 - 6:15	28.168905	-82.394881	64.34
14953	Point	10/5/2021	06:11:37	6:00 - 6:15	28.16865	-82.394922	64.97
15000	Point	10/5/2021	06:11:38	6:00 - 6:15	28.168398	-82.394978	65.06
15043	Point	10/5/2021	06:11:39	6:00 - 6:15	28.16816	-82.395027	64.47
15084	Point	10/5/2021	06:11:40	6:00 - 6:15	28.167924	-82.395069	63.99
15125	Point	10/5/2021	06:11:41	6:00 - 6:15	28.167684	-82.395107	63.8
15166	Point	10/5/2021	06:11:42	6:00 - 6:15	28.16744	-82.395138	63.23
15212	Point	10/5/2021	06:11:43	6:00 - 6:15	28.167193	-82.395167	63.21
15255	Point	10/5/2021	06:11:44	6:00 - 6:15	28.166951	-82.395187	62.56
15295	Point	10/5/2021	06:11:45	6:00 - 6:15	28.166712	-82.395203	61.71
15339	Point	10/5/2021	06:11:46	6:00 - 6:15	28.166478	-82.395218	61.01
15381	Point	10/5/2021	06:11:47	6:00 - 6:15	28.166242	-82.395239	60.19
15420	Point	10/5/2021	06:11:48	6:00 - 6:15	28.165998	-82.395239	59.7
15460	Point	10/5/2021	06:11:49	6:00 - 6:15	28.165759	-82.395246	59.27
15500	Point	10/5/2021	06:11:50	6:00 - 6:15	28.16552	-82.395254	59.22
15545	Point	10/5/2021	06:11:51	6:00 - 6:15	28.165277	-82.395255	59.6
15587	Point	10/5/2021	06:11:52	6:00 - 6:15	28.165025	-82.39525	60.39
15632	Point	10/5/2021	06:11:53	6:00 - 6:15	28.164772	-82.395238	61.02
15678	Point	10/5/2021	06:11:54	6:00 - 6:15	28.16452	-82.395218	61.06
15718	Point	10/5/2021	06:11:55	6:00 - 6:15	28.164271	-82.395193	60.62
15759	Point	10/5/2021	06:11:56	6:00 - 6:15	28.164029	-82.395167	59.87
15803	Point	10/5/2021	06:11:57	6:00 - 6:15	28.163793	-82.395136	59.04
15847	Point	10/5/2021	06:11:58	6:00 - 6:15	28.163561	-82.3951	58.69
15886	Point	10/5/2021	06:11:59	6:00 - 6:15	28.16333	-82.395066	58.41
15926	Point	10/5/2021	06:12:00	6:00 - 6:15	28.163097	-82.395021	58.36
15966	Point	10/5/2021	06:12:01	6:00 - 6:15	28.16286	-82.394978	58.58

DocuSign Envelope ID: 00F7F873-2213-453E-A7D6-7A719BA1E281

16006	Point	10/5/2021	06:12:02	6:00 - 6:15	28.162628	-82.394932	58.71
16051	Point	10/5/2021	06:12:03	6:00 - 6:15	28.162387	-82.394879	58.98
16091	Point	10/5/2021	06:12:04	6:00 - 6:15	28.162147	-82.394826	59.17
16138	Point	10/5/2021	06:12:05	6:00 - 6:15	28.16191	-82.394766	59.41
16181	Point	10/5/2021	06:12:06	6:00 - 6:15	28.16167	-82.3947	59.57
16219	Point	10/5/2021	06:12:07	6:00 - 6:15	28.161444	-82.394627	59.01
16262	Point	10/5/2021	06:12:08	6:00 - 6:15	28.161223	-82.394562	57.27
16307	Point	10/5/2021	06:12:09	6:00 - 6:15	28.160993	-82.394498	57.64
16349	Point	10/5/2021	06:12:10	6:00 - 6:15	28.160763	-82.394425	57.91
16385	Point	10/5/2021	06:12:11	6:00 - 6:15	28.160533	-82.394344	58.06
12111	Point	10/5/2021	06:16:51	6:15 - 6:30	28.184023	-82.388614	65.43
12163	Point	10/5/2021	06:16:52	6:15 - 6:30	28.183746	-82.388752	65.43
12210	Point	10/5/2021	06:16:53	6:15 - 6:30	28.183502	-82.388861	65.43
12257	Point	10/5/2021	06:16:54	6:15 - 6:30	28.183243	-82.388974	66.83
12309	Point	10/5/2021	06:16:55	6:15 - 6:30	28.182984	-82.389089	67.43
12358	Point	10/5/2021	06:16:56	6:15 - 6:30	28.182719	-82.38922	67.43
12407	Point	10/5/2021	06:16:57	6:15 - 6:30	28.182477	-82.38932	67.14
12451	Point	10/5/2021	06:16:58	6:15 - 6:30	28.182254	-82.389424	66.78
12497	Point	10/5/2021	06:16:58	6:15 - 6:30	28.182022	-82.389523	66.17
12537	Point	10/5/2021	06:16:59	6:15 - 6:30	28.181799	-82.389631	66.25
12583	Point	10/5/2021	06:17:01	6:15 - 6:30	28.181556	-82.389729	66.25
12629	Point	10/5/2021	06:17:01	6:15 - 6:30	28.181319	-82.389828	66.25
12676	Point	10/5/2021	06:17:02	6:15 - 6:30	28.181078	-82.389927	66.19
12717	Point	10/5/2021	06:17:03	6:15 - 6:30	28.180841	-82.390027	66.19
12763	Point	10/5/2021	06:17:04	6:15 - 6:30	28.180608	-82.39014	66.53
12812	Point	10/5/2021	06:17:05	6:15 - 6:30	28.180362	-82.390239	66.65
12857	Point	10/5/2021	06:17:06	6:15 - 6:30	28.180121	-82.390342	67.08
12903	Point	10/5/2021	06:17:07	6:15 - 6:30	28.179879	-82.390444	67.08
12947	Point	10/5/2021	06:17:08	6:15 - 6:30	28.179637	-82.390542	67.08
12994	Point	10/5/2021	06:17:09	6:15 - 6:30	28.1794	-82.390644	66.99
13040	Point	10/5/2021	06:17:10	6:15 - 6:30	28.179164	-82.390739	65.78
13355	Point	10/5/2021	06:21:29	6:15 - 6:30	28.177452	-82.391451	67.72
7142	Point	10/5/2021	06:25:58	6:15 - 6:30	28.209586	-82.375265	67.39
7188	Point	10/5/2021	06:25:59	6:15 - 6:30	28.209359	-82.375432	67.15
7236	Point	10/5/2021	06:26:00	6:15 - 6:30	28.209132	-82.375598	66.99
7281	Point	10/5/2021	06:26:01	6:15 - 6:30	28.208905	-82.375761	66.81
7332	Point	10/5/2021	06:26:02	6:15 - 6:30	28.208676	-82.375927	66.76
7380	Point	10/5/2021	06:26:03	6:15 - 6:30	28.208451	-82.37609	66.61
7426	Point	10/5/2021	06:26:04	6:15 - 6:30	28.208224	-82.376249	66.48
7472	Point	10/5/2021	06:26:05	6:15 - 6:30	28.207995	-82.376407	66.38
7519	Point	10/5/2021	06:26:06	6:15 - 6:30	28.207768	-82.376565	66.28
7567	Point	10/5/2021	06:26:07	6:15 - 6:30	28.207539	-82.376718	66.11
7615	Point	10/5/2021	06:26:08	6:15 - 6:30	28.20731	-82.37687	66.04
7659	Point	10/5/2021	06:26:09	6:15 - 6:30	28.20708	-82.37702	66.02
7706	Point	10/5/2021	06:26:10	6:15 - 6:30	28.20685	-82.37717	66.02
7752	Point	10/5/2021	06:26:11	6:15 - 6:30	28.206617	-82.377316	66.02
7796	Point	10/5/2021	06:26:12	6:15 - 6:30	28.206385	-82.377461	65.97

DocuSign Envelope ID: 00F7F873-2213-453E-A7D6-7A719BA1E281

7842	Point	10/5/2021	06:26:13	6:15 - 6:30	28.206152	-82.377605	65.87
7888	Point	10/5/2021	06:26:14	6:15 - 6:30	28.205919	-82.377748	65.88
7937	Point	10/5/2021	06:26:15	6:15 - 6:30	28.205682	-82.377885	65.88
7985	Point	10/5/2021	06:26:16	6:15 - 6:30	28.205449	-82.378026	65.72
8026	Point	10/5/2021	06:26:17	6:15 - 6:30	28.205212	-82.378164	65.73
8068	Point	10/5/2021	06:26:18	6:15 - 6:30	28.204977	-82.378303	65.78
8114	Point	10/5/2021	06:26:19	6:15 - 6:30	28.204741	-82.37844	65.88
8158	Point	10/5/2021	06:26:20	6:15 - 6:30	28.204506	-82.378577	65.83
8204	Point	10/5/2021	06:26:21	6:15 - 6:30	28.204269	-82.378713	65.85
8251	Point	10/5/2021	06:26:22	6:15 - 6:30	28.204029	-82.378848	66.18
8302	Point	10/5/2021	06:26:23	6:15 - 6:30	28.20379	-82.378986	66.76
8350	Point	10/5/2021	06:26:24	6:15 - 6:30	28.203547	-82.379123	67.34
8399	Point	10/5/2021	06:26:25	6:15 - 6:30	28.203302	-82.379265	67.97
8444	Point	10/5/2021	06:26:26	6:15 - 6:30	28.203058	-82.379406	68.38
8491	Point	10/5/2021	06:26:27	6:15 - 6:30	28.202812	-82.379552	68.8
8540	Point	10/5/2021	06:26:28	6:15 - 6:30	28.202563	-82.379696	68.96
8586	Point	10/5/2021	06:26:29	6:15 - 6:30	28.202316	-82.379839	68.99
8638	Point	10/5/2021	06:26:30	6:15 - 6:30	28.202068	-82.379984	68.97
8688	Point	10/5/2021	06:26:31	6:15 - 6:30	28.201822	-82.380127	68.72
8736	Point	10/5/2021	06:26:32	6:15 - 6:30	28.201575	-82.380268	68.41
8786	Point	10/5/2021	06:26:33	6:15 - 6:30	28.201327	-82.380409	68.17
8837	Point	10/5/2021	06:26:34	6:15 - 6:30	28.20108	-82.380549	68.04
8881	Point	10/5/2021	06:26:35	6:15 - 6:30	28.200838	-82.380689	67.74
8929	Point	10/5/2021	06:26:36	6:15 - 6:30	28.20059	-82.380819	67.53
8977	Point	10/5/2021	06:26:37	6:15 - 6:30	28.20034	-82.38095	67.48
9024	Point	10/5/2021	06:26:38	6:15 - 6:30	28.200095	-82.381085	67.47
9074	Point	10/5/2021	06:26:39	6:15 - 6:30	28.199852	-82.381226	67.45
9119	Point	10/5/2021	06:26:40	6:15 - 6:30	28.199611	-82.38137	67.46
9165	Point	10/5/2021	06:26:41	6:15 - 6:30	28.199368	-82.381512	67.51
9216	Point	10/5/2021	06:26:42	6:15 - 6:30	28.199126	-82.381654	67.6
9265	Point	10/5/2021	06:26:43	6:15 - 6:30	28.198884	-82.381795	67.59
9309	Point	10/5/2021	06:26:44	6:15 - 6:30	28.198642	-82.381936	67.51
9358	Point	10/5/2021	06:26:45	6:15 - 6:30	28.1984	-82.382077	67.47
9404	Point	10/5/2021	06:26:46	6:15 - 6:30	28.198161	-82.382216	67.21
9448	Point	10/5/2021	06:26:47	6:15 - 6:30	28.19792	-82.382355	67.03
9496	Point	10/5/2021	06:26:48	6:15 - 6:30	28.197677	-82.382497	67.03
9544	Point	10/5/2021	06:26:49	6:15 - 6:30	28.197439	-82.382635	66.81
9590	Point	10/5/2021	06:26:50	6:15 - 6:30	28.197198	-82.38277	66.77
9638	Point	10/5/2021	06:26:51	6:15 - 6:30	28.196958	-82.382906	66.72
9684	Point	10/5/2021	06:26:52	6:15 - 6:30	28.196716	-82.38304	66.79
9729	Point	10/5/2021	06:26:53	6:15 - 6:30	28.196474	-82.383171	66.8
9776	Point	10/5/2021	06:26:54	6:15 - 6:30	28.196233	-82.383302	66.81
9822	Point	10/5/2021	06:26:55	6:15 - 6:30	28.19599	-82.38343	66.79
9867	Point	10/5/2021	06:26:56	6:15 - 6:30	28.195745	-82.383558	66.85
9914	Point	10/5/2021	06:26:57	6:15 - 6:30	28.195501	-82.383687	66.92
9958	Point	10/5/2021	06:26:58	6:15 - 6:30	28.195253	-82.383813	67.03
10004	Point	10/5/2021	06:26:59	6:15 - 6:30	28.195005	-82.383937	66.96

DocuSign Envelope ID: 00F7F873-2213-453E-A7D6-7A719BA1E281

10051	Point	10/5/2021	06:27:00	6:15 - 6:30	28.194756	-82.38406	66.88
10098	Point	10/5/2021	06:27:01	6:15 - 6:30	28.194507	-82.38418	66.86
10141	Point	10/5/2021	06:27:02	6:15 - 6:30	28.194256	-82.384298	66.98
10191	Point	10/5/2021	06:27:03	6:15 - 6:30	28.194005	-82.384414	67.11
10237	Point	10/5/2021	06:27:04	6:15 - 6:30	28.193754	-82.384528	67.27
10283	Point	10/5/2021	06:27:05	6:15 - 6:30	28.193504	-82.384641	67.23
10326	Point	10/5/2021	06:27:06	6:15 - 6:30	28.193253	-82.384752	67.22
10375	Point	10/5/2021	06:27:07	6:15 - 6:30	28.192998	-82.384864	67.34
10423	Point	10/5/2021	06:27:08	6:15 - 6:30	28.192746	-82.384973	67.45
10473	Point	10/5/2021	06:27:09	6:15 - 6:30	28.192492	-82.385082	67.6
10522	Point	10/5/2021	06:27:10	6:15 - 6:30	28.192235	-82.385195	67.84
10569	Point	10/5/2021	06:27:11	6:15 - 6:30	28.19198	-82.385306	67.99
10617	Point	10/5/2021	06:27:12	6:15 - 6:30	28.191724	-82.385415	68.09
10665	Point	10/5/2021	06:27:13	6:15 - 6:30	28.191467	-82.385525	68.27
10717	Point	10/5/2021	06:27:14	6:15 - 6:30	28.191208	-82.385636	68.44
10767	Point	10/5/2021	06:27:15	6:15 - 6:30	28.19095	-82.385746	68.45
10814	Point	10/5/2021	06:27:16	6:15 - 6:30	28.190694	-82.385855	68.11
10865	Point	10/5/2021	06:27:17	6:15 - 6:30	28.190437	-82.385965	67.65
10915	Point	10/5/2021	06:27:18	6:15 - 6:30	28.190183	-82.386075	66.87
10962	Point	10/5/2021	06:27:19	6:15 - 6:30	28.189936	-82.386181	65.71
11007	Point	10/5/2021	06:27:20	6:15 - 6:30	28.189695	-82.386285	64.24
11056	Point	10/5/2021	06:27:21	6:15 - 6:30	28.18946	-82.386381	62.69
11103	Point	10/5/2021	06:27:22	6:15 - 6:30	28.189229	-82.386481	61.53
11147	Point	10/5/2021	06:27:23	6:15 - 6:30	28.189001	-82.386577	60.54
11193	Point	10/5/2021	06:27:24	6:15 - 6:30	28.188773	-82.386675	60.32
11237	Point	10/5/2021	06:27:25	6:15 - 6:30	28.188547	-82.386773	60.21
11283	Point	10/5/2021	06:27:26	6:15 - 6:30	28.188319	-82.386872	60.49
11329	Point	10/5/2021	06:27:27	6:15 - 6:30	28.18809	-82.38697	60.97
11372	Point	10/5/2021	06:27:28	6:15 - 6:30	28.187856	-82.38707	61.57
11418	Point	10/5/2021	06:27:29	6:15 - 6:30	28.187622	-82.387168	62.04
11464	Point	10/5/2021	06:27:30	6:15 - 6:30	28.187388	-82.387267	61.96
11511	Point	10/5/2021	06:27:31	6:15 - 6:30	28.187154	-82.387367	61.82
11555	Point	10/5/2021	06:27:32	6:15 - 6:30	28.186923	-82.387468	61.51
11597	Point	10/5/2021	06:27:33	6:15 - 6:30	28.186692	-82.387565	61.13
11636	Point	10/5/2021	06:27:34	6:15 - 6:30	28.186462	-82.387662	61.06
11680	Point	10/5/2021	06:27:35	6:15 - 6:30	28.186231	-82.38776	61.17
11729	Point	10/5/2021	06:27:36	6:15 - 6:30	28.185998	-82.387857	61.43
11773	Point	10/5/2021	06:27:37	6:15 - 6:30	28.185765	-82.387957	61.72
11821	Point	10/5/2021	06:27:38	6:15 - 6:30	28.185532	-82.388056	62
11865	Point	10/5/2021	06:27:39	6:15 - 6:30	28.185297	-82.388156	62.34
11911	Point	10/5/2021	06:27:40	6:15 - 6:30	28.185059	-82.388257	62.68
11959	Point	10/5/2021	06:27:41	6:15 - 6:30	28.18482	-82.388357	63.07
12004	Point	10/5/2021	06:27:42	6:15 - 6:30	28.18458	-82.388458	63.42
12047	Point	10/5/2021	06:27:43	6:15 - 6:30	28.184339	-82.38856	63.77
12094	Point	10/5/2021	06:27:44	6:15 - 6:30	28.184096	-82.388662	64.05
12140	Point	10/5/2021	06:27:45	6:15 - 6:30	28.183853	-82.388765	64.37
12187	Point	10/5/2021	06:27:46	6:15 - 6:30	28.183608	-82.388868	64.71

DocuSign Envelope ID: 00F7F873-2213-453E-A7D6-7A719BA1E281

12235	Point	10/5/2021	06:27:47	6:15 - 6:30	28.183365	-82.388973	64.79
12284	Point	10/5/2021	06:27:48	6:15 - 6:30	28.183119	-82.389075	64.97
12331	Point	10/5/2021	06:27:49	6:15 - 6:30	28.182872	-82.389176	65.12
12375	Point	10/5/2021	06:27:50	6:15 - 6:30	28.182624	-82.389282	65.66
12422	Point	10/5/2021	06:27:51	6:15 - 6:30	28.182372	-82.389387	66.34
12469	Point	10/5/2021	06:27:52	6:15 - 6:30	28.182118	-82.389492	66.91
12522	Point	10/5/2021	06:27:53	6:15 - 6:30	28.181863	-82.389596	67.41
12573	Point	10/5/2021	06:27:54	6:15 - 6:30	28.181608	-82.389704	67.85
12625	Point	10/5/2021	06:27:55	6:15 - 6:30	28.181353	-82.389813	68.18
12673	Point	10/5/2021	06:27:56	6:15 - 6:30	28.181093	-82.389924	68.39
12719	Point	10/5/2021	06:27:57	6:15 - 6:30	28.180835	-82.390034	68.45
12766	Point	10/5/2021	06:27:58	6:15 - 6:30	28.180576	-82.390144	68.53
12818	Point	10/5/2021	06:27:59	6:15 - 6:30	28.180318	-82.390255	68.57
12867	Point	10/5/2021	06:28:00	6:15 - 6:30	28.180058	-82.390364	68.63
12915	Point	10/5/2021	06:28:01	6:15 - 6:30	28.1798	-82.390477	68.67
12964	Point	10/5/2021	06:28:02	6:15 - 6:30	28.179537	-82.390587	68.93
13012	Point	10/5/2021	06:28:03	6:15 - 6:30	28.179276	-82.390697	68.98
13063	Point	10/5/2021	06:28:04	6:15 - 6:30	28.179017	-82.390808	69.01
13114	Point	10/5/2021	06:28:05	6:15 - 6:30	28.178756	-82.390918	69.01
13161	Point	10/5/2021	06:28:06	6:15 - 6:30	28.178496	-82.39103	69.12
13210	Point	10/5/2021	06:28:07	6:15 - 6:30	28.178234	-82.39114	69.25
13257	Point	10/5/2021	06:28:08	6:15 - 6:30	28.177978	-82.391251	69.12
13306	Point	10/5/2021	06:28:09	6:15 - 6:30	28.177715	-82.391364	69.44
13356	Point	10/5/2021	06:28:10	6:15 - 6:30	28.177452	-82.391477	69.75
13401	Point	10/5/2021	06:28:11	6:15 - 6:30	28.177187	-82.391589	70.07
13449	Point	10/5/2021	06:28:12	6:15 - 6:30	28.17692	-82.391701	70.44
13497	Point	10/5/2021	06:28:13	6:15 - 6:30	28.176654	-82.391814	70.67
13546	Point	10/5/2021	06:28:14	6:15 - 6:30	28.176387	-82.391926	70.98
13596	Point	10/5/2021	06:28:15	6:15 - 6:30	28.176118	-82.39204	71.17
13644	Point	10/5/2021	06:28:16	6:15 - 6:30	28.175852	-82.392152	71.14
13694	Point	10/5/2021	06:28:17	6:15 - 6:30	28.175581	-82.392268	71.42
13744	Point	10/5/2021	06:28:18	6:15 - 6:30	28.175309	-82.392382	71.6
13791	Point	10/5/2021	06:28:19	6:15 - 6:30	28.17504	-82.392495	71.66
13840	Point	10/5/2021	06:28:20	6:15 - 6:30	28.174771	-82.392609	71.69
13889	Point	10/5/2021	06:28:21	6:15 - 6:30	28.174498	-82.392723	71.91
13937	Point	10/5/2021	06:28:22	6:15 - 6:30	28.17423	-82.392839	71.88
13986	Point	10/5/2021	06:28:23	6:15 - 6:30	28.173958	-82.392955	72.01
14034	Point	10/5/2021	06:28:24	6:15 - 6:30	28.173686	-82.393072	72.11
14080	Point	10/5/2021	06:28:25	6:15 - 6:30	28.173415	-82.393189	72.06
14132	Point	10/5/2021	06:28:26	6:15 - 6:30	28.173143	-82.393303	72.04
14181	Point	10/5/2021	06:28:27	6:15 - 6:30	28.172871	-82.393416	71.71
14233	Point	10/5/2021	06:28:28	6:15 - 6:30	28.172602	-82.393528	71.34
14278	Point	10/5/2021	06:28:29	6:15 - 6:30	28.172333	-82.393637	70.93
14330	Point	10/5/2021	06:28:30	6:15 - 6:30	28.172065	-82.393747	70.61
14377	Point	10/5/2021	06:28:31	6:15 - 6:30	28.171798	-82.393857	70.17
14429	Point	10/5/2021	06:28:32	6:15 - 6:30	28.171535	-82.393966	69.69
14475	Point	10/5/2021	06:28:33	6:15 - 6:30	28.171273	-82.394077	69.28

DocuSign Envelope ID: 00F7F873-2213-453E-A7D6-7A719BA1E281

14523	Point	10/5/2021	06:28:34	6:15 - 6:30	28.171012	-82.394189	69
14571	Point	10/5/2021	06:28:35	6:15 - 6:30	28.170751	-82.394294	68.6
14617	Point	10/5/2021	06:28:36	6:15 - 6:30	28.170493	-82.394391	66.96
14664	Point	10/5/2021	06:28:37	6:15 - 6:30	28.170244	-82.394479	64.82
14712	Point	10/5/2021	06:28:38	6:15 - 6:30	28.17	-82.394557	63.18
14754	Point	10/5/2021	06:28:39	6:15 - 6:30	28.169758	-82.394631	62.25
14802	Point	10/5/2021	06:28:40	6:15 - 6:30	28.169516	-82.394703	61.99
14844	Point	10/5/2021	06:28:41	6:15 - 6:30	28.169272	-82.394773	62.44
7120	Point	10/5/2021	06:28:42	6:15 - 6:30	28.209719	-82.375175	65.39
14886	Point	10/5/2021	06:28:42	6:15 - 6:30	28.169024	-82.394837	62.99
7166	Point	10/5/2021	06:28:43	6:15 - 6:30	28.209496	-82.375335	65.51
14933	Point	10/5/2021	06:28:43	6:15 - 6:30	28.168773	-82.394895	63.18
7214	Point	10/5/2021	06:28:44	6:15 - 6:30	28.209275	-82.375493	65.04
14978	Point	10/5/2021	06:28:44	6:15 - 6:30	28.168521	-82.39495	62.83
7256	Point	10/5/2021	06:28:45	6:15 - 6:30	28.209056	-82.37565	64.61
15020	Point	10/5/2021	06:28:45	6:15 - 6:30	28.168276	-82.394999	62.2
7302	Point	10/5/2021	06:28:46	6:15 - 6:30	28.208841	-82.375807	64.54
15064	Point	10/5/2021	06:28:46	6:15 - 6:30	28.168026	-82.395041	62.24
7345	Point	10/5/2021	06:28:47	6:15 - 6:30	28.208622	-82.375965	64.69
15106	Point	10/5/2021	06:28:47	6:15 - 6:30	28.167775	-82.395085	62.33
7391	Point	10/5/2021	06:28:48	6:15 - 6:30	28.208404	-82.376119	64.37
15152	Point	10/5/2021	06:28:48	6:15 - 6:30	28.167525	-82.39512	62.64
7437	Point	10/5/2021	06:28:49	6:15 - 6:30	28.208183	-82.376267	63.97
15197	Point	10/5/2021	06:28:49	6:15 - 6:30	28.167272	-82.395153	62.97
7483	Point	10/5/2021	06:28:50	6:15 - 6:30	28.207967	-82.376417	63.55
15241	Point	10/5/2021	06:28:50	6:15 - 6:30	28.167019	-82.395179	63.21
7523	Point	10/5/2021	06:28:51	6:15 - 6:30	28.207755	-82.376568	63.06
15288	Point	10/5/2021	06:28:51	6:15 - 6:30	28.166765	-82.395199	63.41
7563	Point	10/5/2021	06:28:52	6:15 - 6:30	28.207546	-82.376711	62.24
15332	Point	10/5/2021	06:28:52	6:15 - 6:30	28.166508	-82.395214	64.05
7605	Point	10/5/2021	06:28:53	6:15 - 6:30	28.207334	-82.376853	61.94
15378	Point	10/5/2021	06:28:53	6:15 - 6:30	28.16625	-82.395222	64.39
7651	Point	10/5/2021	06:28:54	6:15 - 6:30	28.207118	-82.376996	61.83
15423	Point	10/5/2021	06:28:54	6:15 - 6:30	28.16599	-82.39523	64.28
7695	Point	10/5/2021	06:28:55	6:15 - 6:30	28.2069	-82.377143	62.14
15464	Point	10/5/2021	06:28:55	6:15 - 6:30	28.165729	-82.395237	64.31
7738	Point	10/5/2021	06:28:56	6:15 - 6:30	28.206684	-82.377281	62.27
15511	Point	10/5/2021	06:28:56	6:15 - 6:30	28.165471	-82.39524	64.21
7783	Point	10/5/2021	06:28:57	6:15 - 6:30	28.206465	-82.37742	62.44
15554	Point	10/5/2021	06:28:57	6:15 - 6:30	28.165214	-82.395235	64.2
7831	Point	10/5/2021	06:28:58	6:15 - 6:30	28.206242	-82.377561	62.67
15600	Point	10/5/2021	06:28:58	6:15 - 6:30	28.164953	-82.395228	64.4
7870	Point	10/5/2021	06:28:59	6:15 - 6:30	28.206021	-82.3777	62.39
15647	Point	10/5/2021	06:28:59	6:15 - 6:30	28.164694	-82.395216	64.59
7912	Point	10/5/2021	06:29:00	6:15 - 6:30	28.205802	-82.377831	61.69
15695	Point	10/5/2021	06:29:00	6:15 - 6:30	28.164431	-82.395198	65.23
7953	Point	10/5/2021	06:29:01	6:15 - 6:30	28.205587	-82.377959	61.18

DocuSign Envelope ID: 00F7F873-2213-453E-A7D6-7A719BA1E281

15741	Point	10/5/2021	06:29:01	6:15 - 6:30	28.164166	-82.395175	65.91
7996	Point	10/5/2021	06:29:02	6:15 - 6:30	28.205372	-82.378084	61.26
15789	Point	10/5/2021	06:29:02	6:15 - 6:30	28.163899	-82.395148	66.37
8043	Point	10/5/2021	06:29:03	6:15 - 6:30	28.205152	-82.37821	61.57
15832	Point	10/5/2021	06:29:03	6:15 - 6:30	28.163631	-82.395112	66.54
8088	Point	10/5/2021	06:29:04	6:15 - 6:30	28.204926	-82.378341	61.96
15877	Point	10/5/2021	06:29:04	6:15 - 6:30	28.163364	-82.395073	66.53
8128	Point	10/5/2021	06:29:05	6:15 - 6:30	28.204699	-82.378468	62.22
15925	Point	10/5/2021	06:29:05	6:15 - 6:30	28.163099	-82.39503	66.47
8164	Point	10/5/2021	06:29:06	6:15 - 6:30	28.204474	-82.378601	62.02
15972	Point	10/5/2021	06:29:06	6:15 - 6:30	28.162835	-82.394982	66.23
8209	Point	10/5/2021	06:29:07	6:15 - 6:30	28.20425	-82.378733	61.88
16021	Point	10/5/2021	06:29:07	6:15 - 6:30	28.162572	-82.394929	66.02
8253	Point	10/5/2021	06:29:08	6:15 - 6:30	28.204028	-82.378861	61.8
16067	Point	10/5/2021	06:29:08	6:15 - 6:30	28.162311	-82.39487	65.94
8299	Point	10/5/2021	06:29:09	6:15 - 6:30	28.203807	-82.378985	61.81
16111	Point	10/5/2021	06:29:09	6:15 - 6:30	28.162051	-82.394808	66.02
8343	Point	10/5/2021	06:29:10	6:15 - 6:30	28.203586	-82.379111	61.64
16157	Point	10/5/2021	06:29:10	6:15 - 6:30	28.16179	-82.394738	66.28
8385	Point	10/5/2021	06:29:11	6:15 - 6:30	28.203366	-82.379241	61.12
16205	Point	10/5/2021	06:29:11	6:15 - 6:30	28.16153	-82.394662	66.53
8429	Point	10/5/2021	06:29:12	6:15 - 6:30	28.203144	-82.379367	61.11
16254	Point	10/5/2021	06:29:12	6:15 - 6:30	28.16127	-82.394584	66.82
8475	Point	10/5/2021	06:29:13	6:15 - 6:30	28.202923	-82.379492	60.97
16303	Point	10/5/2021	06:29:13	6:15 - 6:30	28.16101	-82.394501	67.05
8514	Point	10/5/2021	06:29:14	6:15 - 6:30	28.202703	-82.379616	60.63
16350	Point	10/5/2021	06:29:14	6:15 - 6:30	28.160749	-82.394412	67.48
8554	Point	10/5/2021	06:29:15	6:15 - 6:30	28.202487	-82.379741	60.54
16396	Point	10/5/2021	06:29:15	6:15 - 6:30	28.160489	-82.394318	67.7
8598	Point	10/5/2021	06:29:16	6:15 - 6:30	28.202273	-82.379865	60.68
8640	Point	10/5/2021	06:29:17	6:15 - 6:30	28.202053	-82.379994	61
8686	Point	10/5/2021	06:29:18	6:15 - 6:30	28.20183	-82.380119	61.46
8729	Point	10/5/2021	06:29:19	6:15 - 6:30	28.201613	-82.38025	61.91
8770	Point	10/5/2021	06:29:20	6:15 - 6:30	28.20139	-82.380375	62.21
8813	Point	10/5/2021	06:29:21	6:15 - 6:30	28.201164	-82.380499	62.44
8858	Point	10/5/2021	06:29:22	6:15 - 6:30	28.200939	-82.380628	62.61
8903	Point	10/5/2021	06:29:23	6:15 - 6:30	28.200716	-82.38076	62.35
8949	Point	10/5/2021	06:29:24	6:15 - 6:30	28.200494	-82.380893	61.79
8992	Point	10/5/2021	06:29:25	6:15 - 6:30	28.200273	-82.381022	61.46
9035	Point	10/5/2021	06:29:26	6:15 - 6:30	28.200055	-82.381147	61.01
9078	Point	10/5/2021	06:29:27	6:15 - 6:30	28.199841	-82.381275	60.56
9113	Point	10/5/2021	06:29:28	6:15 - 6:30	28.199628	-82.381405	60.17
9158	Point	10/5/2021	06:29:29	6:15 - 6:30	28.199417	-82.381531	59.65
9202	Point	10/5/2021	06:29:30	6:15 - 6:30	28.199207	-82.38165	59.34
9244	Point	10/5/2021	06:29:31	6:15 - 6:30	28.198997	-82.381771	59.28
9279	Point	10/5/2021	06:29:32	6:15 - 6:30	28.198787	-82.381894	59.28
9322	Point	10/5/2021	06:29:33	6:15 - 6:30	28.198577	-82.38202	59.49

DocuSign Envelope ID: 00F7F873-2213-453E-A7D6-7A719BA1E281

9364	Point	10/5/2021	06:29:40	6:15 - 6:30	28.198362	-82.382141	59.73
9408	Point	10/5/2021	06:29:40	6:15 - 6:30	28.198149	-82.382265	59.77
9443	Point	10/5/2021	06:29:40	6:15 - 6:30	28.197938	-82.382385	59.36
9488	Point	10/5/2021	06:29:40	6:15 - 6:30	28.19773	-82.382509	59.23
9530	Point	10/5/2021	06:29:40	6:15 - 6:30	28.197519	-82.382636	59.26
9570	Point	10/5/2021	06:29:40	6:15 - 6:30	28.197312	-82.382761	59.2
9609	Point	10/5/2021	06:29:40	6:15 - 6:30	28.197101	-82.382878	59.34
9647	Point	10/5/2021	06:29:41	6:15 - 6:30	28.196886	-82.382994	59.49
9693	Point	10/5/2021	06:29:42	6:15 - 6:30	28.196673	-82.383115	59.66
9735	Point	10/5/2021	06:29:43	6:15 - 6:30	28.196458	-82.383235	59.8
9774	Point	10/5/2021	06:29:44	6:15 - 6:30	28.196241	-82.383352	59.92
9813	Point	10/5/2021	06:29:45	6:15 - 6:30	28.196019	-82.383463	60.26
9857	Point	10/5/2021	06:29:46	6:15 - 6:30	28.195797	-82.38358	60.68
9897	Point	10/5/2021	06:29:47	6:15 - 6:30	28.195573	-82.383696	61.24
9940	Point	10/5/2021	06:29:48	6:15 - 6:30	28.195347	-82.383813	61.64
9983	Point	10/5/2021	06:29:49	6:15 - 6:30	28.195118	-82.383925	61.99
10026	Point	10/5/2021	06:29:50	6:15 - 6:30	28.194891	-82.384037	62.27
10070	Point	10/5/2021	06:29:51	6:15 - 6:30	28.194657	-82.38415	62.79
10113	Point	10/5/2021	06:29:52	6:15 - 6:30	28.194425	-82.38425	63.1
10158	Point	10/5/2021	06:29:53	6:15 - 6:30	28.19419	-82.384356	63.4
10201	Point	10/5/2021	06:29:54	6:15 - 6:30	28.193955	-82.384459	62.97
10245	Point	10/5/2021	06:29:55	6:15 - 6:30	28.193716	-82.38456	63.34
10287	Point	10/5/2021	06:29:56	6:15 - 6:30	28.193477	-82.384664	63.72
10331	Point	10/5/2021	06:29:57	6:15 - 6:30	28.193238	-82.384764	64.04
10378	Point	10/5/2021	06:29:58	6:15 - 6:30	28.192993	-82.384866	64.59
10421	Point	10/5/2021	06:29:59	6:15 - 6:30	28.19276	-82.38497	64.19
10465	Point	10/5/2021	06:30:00	6:30 - 6:45	28.192532	-82.385067	63.53
10505	Point	10/5/2021	06:30:01	6:30 - 6:45	28.192305	-82.385162	63.07
10549	Point	10/5/2021	06:30:02	6:30 - 6:45	28.192082	-82.385268	62.99
10590	Point	10/5/2021	06:30:03	6:30 - 6:45	28.191855	-82.385374	62.67
10632	Point	10/5/2021	06:30:04	6:30 - 6:45	28.191628	-82.385478	62.09
10676	Point	10/5/2021	06:30:05	6:30 - 6:45	28.191394	-82.385575	61.44
10722	Point	10/5/2021	06:30:06	6:30 - 6:45	28.191163	-82.385668	60.74
10768	Point	10/5/2021	06:30:07	6:30 - 6:45	28.190938	-82.385762	59.92
10812	Point	10/5/2021	06:30:08	6:30 - 6:45	28.190715	-82.385857	59.19
10854	Point	10/5/2021	06:30:09	6:30 - 6:45	28.190493	-82.38595	58.78
10899	Point	10/5/2021	06:30:10	6:30 - 6:45	28.190273	-82.386042	58.48
10941	Point	10/5/2021	06:30:11	6:30 - 6:45	28.190053	-82.386137	58.31
10984	Point	10/5/2021	06:30:12	6:30 - 6:45	28.189836	-82.386226	57.45
11021	Point	10/5/2021	06:30:13	6:30 - 6:45	28.189623	-82.386319	56.61
11063	Point	10/5/2021	06:30:14	6:30 - 6:45	28.189412	-82.386408	55.92
11110	Point	10/5/2021	06:30:15	6:30 - 6:45	28.189196	-82.386502	56.01
11153	Point	10/5/2021	06:30:16	6:30 - 6:45	28.188983	-82.386593	56.23
11192	Point	10/5/2021	06:30:17	6:30 - 6:45	28.188774	-82.386678	55.58
11231	Point	10/5/2021	06:30:18	6:30 - 6:45	28.188565	-82.386771	54.95
11277	Point	10/5/2021	06:30:19	6:30 - 6:45	28.188352	-82.38686	55.27
11316	Point	10/5/2021	06:30:20	6:30 - 6:45	28.18814	-82.38695	55.8

DocuSign Envelope ID: 00F7F873-2213-453E-A7D6-7A719BA1E281

11355	Point	10/5/2021	06:30:21	6:30 - 6:45	28.187926	-82.387037	56.51
11396	Point	10/5/2021	06:30:22	6:30 - 6:45	28.187713	-82.387131	56.74
11440	Point	10/5/2021	06:30:23	6:30 - 6:45	28.187501	-82.387227	56.37
11480	Point	10/5/2021	06:30:24	6:30 - 6:45	28.187288	-82.387316	55.77
11522	Point	10/5/2021	06:30:25	6:30 - 6:45	28.187075	-82.387402	55.14
11569	Point	10/5/2021	06:30:26	6:30 - 6:45	28.186864	-82.387494	54.94
11606	Point	10/5/2021	06:30:27	6:30 - 6:45	28.186653	-82.387584	55.58
11642	Point	10/5/2021	06:30:28	6:30 - 6:45	28.186445	-82.38767	56.4
11681	Point	10/5/2021	06:30:29	6:30 - 6:45	28.186227	-82.387761	57.58
11728	Point	10/5/2021	06:30:30	6:30 - 6:45	28.186004	-82.387853	58.79
11767	Point	10/5/2021	06:30:31	6:30 - 6:45	28.185777	-82.387945	59.98
11815	Point	10/5/2021	06:30:32	6:30 - 6:45	28.185547	-82.388041	61.09
11860	Point	10/5/2021	06:30:33	6:30 - 6:45	28.185309	-82.388137	62.32
11909	Point	10/5/2021	06:30:34	6:30 - 6:45	28.185074	-82.388235	63.05
11953	Point	10/5/2021	06:30:35	6:30 - 6:45	28.184839	-82.388335	63.63
12000	Point	10/5/2021	06:30:36	6:30 - 6:45	28.184595	-82.38844	64.58
12046	Point	10/5/2021	06:30:37	6:30 - 6:45	28.184347	-82.388546	65.46
12095	Point	10/5/2021	06:30:38	6:30 - 6:45	28.184096	-82.388655	66.08
12142	Point	10/5/2021	06:30:39	6:30 - 6:45	28.183844	-82.388763	66.36
12191	Point	10/5/2021	06:30:40	6:30 - 6:45	28.183593	-82.388868	66.83
12240	Point	10/5/2021	06:30:41	6:30 - 6:45	28.183338	-82.388975	67.47
12290	Point	10/5/2021	06:30:42	6:30 - 6:45	28.183078	-82.389085	67.92
12341	Point	10/5/2021	06:30:43	6:30 - 6:45	28.182821	-82.389194	68.28
12396	Point	10/5/2021	06:30:44	6:30 - 6:45	28.182561	-82.389305	68.78
12445	Point	10/5/2021	06:30:45	6:30 - 6:45	28.182298	-82.389411	69.01
12491	Point	10/5/2021	06:30:46	6:30 - 6:45	28.182036	-82.38952	69.35
12543	Point	10/5/2021	06:30:47	6:30 - 6:45	28.181778	-82.389634	69.29
12587	Point	10/5/2021	06:30:48	6:30 - 6:45	28.181522	-82.389742	68.59
12639	Point	10/5/2021	06:30:49	6:30 - 6:45	28.181269	-82.389849	67.73
12688	Point	10/5/2021	06:30:50	6:30 - 6:45	28.181018	-82.389957	67.09
12736	Point	10/5/2021	06:30:51	6:30 - 6:45	28.180769	-82.390066	67.21
12783	Point	10/5/2021	06:30:52	6:30 - 6:45	28.180513	-82.390172	67.61
12831	Point	10/5/2021	06:30:53	6:30 - 6:45	28.180254	-82.39028	68.28
12883	Point	10/5/2021	06:30:54	6:30 - 6:45	28.179989	-82.390387	68.93
12931	Point	10/5/2021	06:30:55	6:30 - 6:45	28.17973	-82.390499	69.33
12979	Point	10/5/2021	06:30:56	6:30 - 6:45	28.179469	-82.390612	69.33
13027	Point	10/5/2021	06:30:57	6:30 - 6:45	28.17921	-82.390725	68.74
13074	Point	10/5/2021	06:30:58	6:30 - 6:45	28.178954	-82.390836	68.27
13124	Point	10/5/2021	06:30:59	6:30 - 6:45	28.178701	-82.390945	67.44
13171	Point	10/5/2021	06:31:00	6:30 - 6:45	28.178445	-82.391057	67.56
13218	Point	10/5/2021	06:31:01	6:30 - 6:45	28.178189	-82.391165	67.61
13264	Point	10/5/2021	06:31:02	6:30 - 6:45	28.177931	-82.391272	67.81
13315	Point	10/5/2021	06:31:03	6:30 - 6:45	28.177674	-82.391377	68.18
13365	Point	10/5/2021	06:31:04	6:30 - 6:45	28.177416	-82.391488	68.5
13411	Point	10/5/2021	06:31:05	6:30 - 6:45	28.177153	-82.3916	68.72
13457	Point	10/5/2021	06:31:06	6:30 - 6:45	28.176894	-82.391716	68.78
13501	Point	10/5/2021	06:31:07	6:30 - 6:45	28.176633	-82.39183	68.7

DocuSign Envelope ID: 00F7F873-2213-453E-A7D6-7A719BA1E281

13549	Point	10/5/2021	06:31:08	6:30 - 6:45	28.176376	-82.391939	68.15
13595	Point	10/5/2021	06:31:09	6:30 - 6:45	28.17612	-82.392047	68.33
13641	Point	10/5/2021	06:31:10	6:30 - 6:45	28.175866	-82.392158	67.66
13686	Point	10/5/2021	06:31:11	6:30 - 6:45	28.175614	-82.392265	67.49
13731	Point	10/5/2021	06:31:12	6:30 - 6:45	28.17536	-82.392367	67.01
13777	Point	10/5/2021	06:31:13	6:30 - 6:45	28.175111	-82.392468	66.11
13822	Point	10/5/2021	06:31:14	6:30 - 6:45	28.174865	-82.392571	65.45
13862	Point	10/5/2021	06:31:15	6:30 - 6:45	28.17462	-82.392676	65.01
13907	Point	10/5/2021	06:31:16	6:30 - 6:45	28.174373	-82.392771	65.19
13953	Point	10/5/2021	06:31:17	6:30 - 6:45	28.174122	-82.392864	65.52
13996	Point	10/5/2021	06:31:18	6:30 - 6:45	28.173872	-82.392959	66.02
14046	Point	10/5/2021	06:31:19	6:30 - 6:45	28.17362	-82.393055	66.01
14091	Point	10/5/2021	06:31:20	6:30 - 6:45	28.173366	-82.393158	66.12
14137	Point	10/5/2021	06:31:21	6:30 - 6:45	28.173117	-82.393263	65.96
14182	Point	10/5/2021	06:31:22	6:30 - 6:45	28.17287	-82.393369	65.9
14224	Point	10/5/2021	06:31:23	6:30 - 6:45	28.172629	-82.393473	65.71
14268	Point	10/5/2021	06:31:24	6:30 - 6:45	28.172387	-82.393574	65.72
14317	Point	10/5/2021	06:31:25	6:30 - 6:45	28.17214	-82.393672	65.92
14361	Point	10/5/2021	06:31:26	6:30 - 6:45	28.171889	-82.39377	66.37
14408	Point	10/5/2021	06:31:27	6:30 - 6:45	28.171638	-82.39387	66.8
14456	Point	10/5/2021	06:31:28	6:30 - 6:45	28.171386	-82.393966	67.08
14503	Point	10/5/2021	06:31:29	6:30 - 6:45	28.171134	-82.394072	67.36
14553	Point	10/5/2021	06:31:30	6:30 - 6:45	28.170878	-82.394179	67.28
14597	Point	10/5/2021	06:31:31	6:30 - 6:45	28.170624	-82.39428	66.86
14644	Point	10/5/2021	06:31:32	6:30 - 6:45	28.170374	-82.39438	66.33
14688	Point	10/5/2021	06:31:33	6:30 - 6:45	28.170123	-82.394471	65.81
14733	Point	10/5/2021	06:31:34	6:30 - 6:45	28.169876	-82.394552	65.24
14779	Point	10/5/2021	06:31:35	6:30 - 6:45	28.169631	-82.394631	64.65
14823	Point	10/5/2021	06:31:36	6:30 - 6:45	28.169383	-82.394702	64.12
14865	Point	10/5/2021	06:31:37	6:30 - 6:45	28.16913	-82.394774	64.15
14911	Point	10/5/2021	06:31:38	6:30 - 6:45	28.168879	-82.394844	64.05
14957	Point	10/5/2021	06:31:39	6:30 - 6:45	28.168626	-82.394904	64.04
15003	Point	10/5/2021	06:31:40	6:30 - 6:45	28.168372	-82.394959	64.15
15050	Point	10/5/2021	06:31:41	6:30 - 6:45	28.168115	-82.39501	64.4
15095	Point	10/5/2021	06:31:42	6:30 - 6:45	28.167855	-82.395057	64.86
15140	Point	10/5/2021	06:31:43	6:30 - 6:45	28.167596	-82.395096	64.86
15187	Point	10/5/2021	06:31:44	6:30 - 6:45	28.167339	-82.395129	64.38
15233	Point	10/5/2021	06:31:45	6:30 - 6:45	28.167082	-82.395158	64.06
15276	Point	10/5/2021	06:31:46	6:30 - 6:45	28.166823	-82.395186	63.78
15321	Point	10/5/2021	06:31:47	6:30 - 6:45	28.166572	-82.395206	63.07
15361	Point	10/5/2021	06:31:48	6:30 - 6:45	28.166322	-82.395214	62.8
15403	Point	10/5/2021	06:31:49	6:30 - 6:45	28.166072	-82.395212	62.86
15450	Point	10/5/2021	06:31:50	6:30 - 6:45	28.16582	-82.395216	62.95
15494	Point	10/5/2021	06:31:51	6:30 - 6:45	28.165569	-82.395214	62.95
15538	Point	10/5/2021	06:31:52	6:30 - 6:45	28.165313	-82.395209	62.66
15583	Point	10/5/2021	06:31:53	6:30 - 6:45	28.165062	-82.395204	62.39
15628	Point	10/5/2021	06:31:54	6:30 - 6:45	28.164812	-82.395191	62.43

DocuSign Envelope ID: 00F7F873-2213-453E-A7D6-7A719BA1E281

15667	Point	10/5/2021	06:31:55	6:30 - 6:45	28.164564	-82.395179	61.98
15709	Point	10/5/2021	06:31:56	6:30 - 6:45	28.164318	-82.395163	61.55
15755	Point	10/5/2021	06:31:57	6:30 - 6:45	28.16407	-82.395137	61.63
15798	Point	10/5/2021	06:31:58	6:30 - 6:45	28.163828	-82.395107	61.44
15842	Point	10/5/2021	06:31:59	6:30 - 6:45	28.163579	-82.395079	61.38
15885	Point	10/5/2021	06:32:00	6:30 - 6:45	28.16333	-82.39504	61.6
15930	Point	10/5/2021	06:32:01	6:30 - 6:45	28.163085	-82.395005	62.04
15974	Point	10/5/2021	06:32:02	6:30 - 6:45	28.162832	-82.394963	62.34
16018	Point	10/5/2021	06:32:03	6:30 - 6:45	28.162586	-82.394921	62.12
16061	Point	10/5/2021	06:32:04	6:30 - 6:45	28.162337	-82.394866	61.98
16105	Point	10/5/2021	06:32:05	6:30 - 6:45	28.162093	-82.394804	61.89
16152	Point	10/5/2021	06:32:06	6:30 - 6:45	28.161845	-82.394737	62.19
16195	Point	10/5/2021	06:32:07	6:30 - 6:45	28.161603	-82.394668	62.4
16239	Point	10/5/2021	06:32:08	6:30 - 6:45	28.161354	-82.394598	62.39
16282	Point	10/5/2021	06:32:09	6:30 - 6:45	28.161106	-82.394526	62.51
16327	Point	10/5/2021	06:32:10	6:30 - 6:45	28.160863	-82.394439	62.57
16370	Point	10/5/2021	06:32:11	6:30 - 6:45	28.160624	-82.394356	61.88
16415	Point	10/5/2021	06:32:12	6:30 - 6:45	28.160387	-82.394269	61.08
7150	Point	10/5/2021	06:44:38	6:30 - 6:45	28.209565	-82.375322	68.72
7195	Point	10/5/2021	06:44:39	6:30 - 6:45	28.209335	-82.375493	68.5
7244	Point	10/5/2021	06:44:40	6:30 - 6:45	28.209104	-82.375662	68.41
7295	Point	10/5/2021	06:44:41	6:30 - 6:45	28.208871	-82.375827	68.37
7341	Point	10/5/2021	06:44:42	6:30 - 6:45	28.208638	-82.375992	68.33
7390	Point	10/5/2021	06:44:43	6:30 - 6:45	28.208406	-82.376155	68.29
7439	Point	10/5/2021	06:44:44	6:30 - 6:45	28.208172	-82.376316	68.2
7487	Point	10/5/2021	06:44:45	6:30 - 6:45	28.207936	-82.376475	68.09
7536	Point	10/5/2021	06:44:46	6:30 - 6:45	28.207699	-82.376631	68.03
7585	Point	10/5/2021	06:44:47	6:30 - 6:45	28.207459	-82.376788	68.31
7632	Point	10/5/2021	06:44:48	6:30 - 6:45	28.207223	-82.376944	68.49
7683	Point	10/5/2021	06:44:49	6:30 - 6:45	28.206983	-82.377098	68.63
7730	Point	10/5/2021	06:44:50	6:30 - 6:45	28.206741	-82.37725	68.79
7779	Point	10/5/2021	06:44:51	6:30 - 6:45	28.206499	-82.377394	68.65
7825	Point	10/5/2021	06:44:52	6:30 - 6:45	28.206257	-82.377544	68.66
7874	Point	10/5/2021	06:44:53	6:30 - 6:45	28.206014	-82.377693	68.77
7920	Point	10/5/2021	06:44:54	6:30 - 6:45	28.205766	-82.377843	69.16
7967	Point	10/5/2021	06:44:55	6:30 - 6:45	28.205518	-82.377992	69.31
8013	Point	10/5/2021	06:44:56	6:30 - 6:45	28.205271	-82.378134	69.29
8058	Point	10/5/2021	06:44:57	6:30 - 6:45	28.205023	-82.378281	69.48
8102	Point	10/5/2021	06:44:58	6:30 - 6:45	28.204773	-82.378428	69.67
8153	Point	10/5/2021	06:44:59	6:30 - 6:45	28.204522	-82.378575	69.79
8203	Point	10/5/2021	06:45:00	6:45 - 7:00	28.204274	-82.37872	69.63
8254	Point	10/5/2021	06:45:01	6:45 - 7:00	28.204025	-82.378865	69.54
8303	Point	10/5/2021	06:45:02	6:45 - 7:00	28.203775	-82.37901	69.5
8352	Point	10/5/2021	06:45:03	6:45 - 7:00	28.203523	-82.379152	69.56
8402	Point	10/5/2021	06:45:04	6:45 - 7:00	28.203274	-82.379295	69.5
8453	Point	10/5/2021	06:45:05	6:45 - 7:00	28.203026	-82.37944	69.56
8499	Point	10/5/2021	06:45:06	6:45 - 7:00	28.202779	-82.379582	69.53

DocuSign Envelope ID: 00F7F873-2213-453E-A7D6-7A719BA1E281

8548	Point	10/5/2021	06:45:07	6:45 - 7:00	28.202527	-82.379727	69.82
8596	Point	10/5/2021	06:45:08	6:45 - 7:00	28.202275	-82.379873	69.98
8646	Point	10/5/2021	06:45:09	6:45 - 7:00	28.202023	-82.380019	70.14
8695	Point	10/5/2021	06:45:10	6:45 - 7:00	28.20177	-82.380165	70.35
8746	Point	10/5/2021	06:45:11	6:45 - 7:00	28.201517	-82.380312	70.51
8796	Point	10/5/2021	06:45:12	6:45 - 7:00	28.201263	-82.380459	70.68
8845	Point	10/5/2021	06:45:13	6:45 - 7:00	28.201009	-82.380607	70.78
8894	Point	10/5/2021	06:45:14	6:45 - 7:00	28.200754	-82.380756	70.9
8946	Point	10/5/2021	06:45:15	6:45 - 7:00	28.200501	-82.380904	70.96
8995	Point	10/5/2021	06:45:16	6:45 - 7:00	28.200248	-82.381052	71.03
9044	Point	10/5/2021	06:45:17	6:45 - 7:00	28.199992	-82.381197	71
9093	Point	10/5/2021	06:45:18	6:45 - 7:00	28.199737	-82.381344	70.75
9144	Point	10/5/2021	06:45:19	6:45 - 7:00	28.199482	-82.38149	70.53
9199	Point	10/5/2021	06:45:20	6:45 - 7:00	28.199232	-82.381634	70.23
9248	Point	10/5/2021	06:45:21	6:45 - 7:00	28.198981	-82.381781	69.99
9294	Point	10/5/2021	06:45:22	6:45 - 7:00	28.198729	-82.381927	69.93
9341	Point	10/5/2021	06:45:23	6:45 - 7:00	28.198479	-82.382069	69.61
9389	Point	10/5/2021	06:45:24	6:45 - 7:00	28.198229	-82.38221	69.44
9438	Point	10/5/2021	06:45:25	6:45 - 7:00	28.197983	-82.382352	69.04
9484	Point	10/5/2021	06:45:26	6:45 - 7:00	28.197738	-82.382495	68.54
9533	Point	10/5/2021	06:45:27	6:45 - 7:00	28.197493	-82.382634	68.24
9581	Point	10/5/2021	06:45:28	6:45 - 7:00	28.19725	-82.382775	68.04
9627	Point	10/5/2021	06:45:29	6:45 - 7:00	28.197003	-82.38291	67.92
9673	Point	10/5/2021	06:45:30	6:45 - 7:00	28.196761	-82.383044	67.45
9719	Point	10/5/2021	06:45:31	6:45 - 7:00	28.196521	-82.383176	66.45
9763	Point	10/5/2021	06:45:32	6:45 - 7:00	28.196285	-82.383303	65.36
9807	Point	10/5/2021	06:45:33	6:45 - 7:00	28.196046	-82.383425	64.34
9854	Point	10/5/2021	06:45:34	6:45 - 7:00	28.195814	-82.383549	63.71
9894	Point	10/5/2021	06:45:35	6:45 - 7:00	28.195584	-82.383666	63.36
9938	Point	10/5/2021	06:45:36	6:45 - 7:00	28.195351	-82.383782	63.43
9984	Point	10/5/2021	06:45:37	6:45 - 7:00	28.195118	-82.383898	63.47
10030	Point	10/5/2021	06:45:38	6:45 - 7:00	28.194878	-82.38401	63.74
10072	Point	10/5/2021	06:45:39	6:45 - 7:00	28.194645	-82.384122	63.5
10117	Point	10/5/2021	06:45:40	6:45 - 7:00	28.194409	-82.384229	63.7
10163	Point	10/5/2021	06:45:41	6:45 - 7:00	28.194171	-82.38434	64.03
10207	Point	10/5/2021	06:45:42	6:45 - 7:00	28.193928	-82.384449	64.44
10250	Point	10/5/2021	06:45:43	6:45 - 7:00	28.193686	-82.384558	64.73
10298	Point	10/5/2021	06:45:44	6:45 - 7:00	28.193443	-82.384666	64.33
10342	Point	10/5/2021	06:45:45	6:45 - 7:00	28.193198	-82.38477	64.25
10383	Point	10/5/2021	06:45:46	6:45 - 7:00	28.192964	-82.384872	63.67
10428	Point	10/5/2021	06:45:47	6:45 - 7:00	28.192727	-82.384974	63.19
10472	Point	10/5/2021	06:45:48	6:45 - 7:00	28.192492	-82.385072	62.8
10517	Point	10/5/2021	06:45:49	6:45 - 7:00	28.19226	-82.385174	62.03
10555	Point	10/5/2021	06:45:50	6:45 - 7:00	28.19203	-82.385273	60.92
10602	Point	10/5/2021	06:45:51	6:45 - 7:00	28.191804	-82.385371	59.83
10643	Point	10/5/2021	06:45:52	6:45 - 7:00	28.191581	-82.385467	58.82
10685	Point	10/5/2021	06:45:53	6:45 - 7:00	28.191365	-82.385557	57.48

DocuSign Envelope ID: 00F7F873-2213-453E-A7D6-7A719BA1E281

10726	Point	10/5/2021	06:45:54	6:45 - 7:00	28.191149	-82.385649	57.11
10769	Point	10/5/2021	06:45:55	6:45 - 7:00	28.190933	-82.385743	57.01
10811	Point	10/5/2021	06:45:56	6:45 - 7:00	28.19072	-82.385833	56.94
10853	Point	10/5/2021	06:45:57	6:45 - 7:00	28.190501	-82.385929	57.46
10897	Point	10/5/2021	06:45:58	6:45 - 7:00	28.19028	-82.386014	57.45
10935	Point	10/5/2021	06:45:59	6:45 - 7:00	28.190065	-82.386107	57.06
10976	Point	10/5/2021	06:46:00	6:45 - 7:00	28.189856	-82.386197	55.77
11016	Point	10/5/2021	06:46:01	6:45 - 7:00	28.189655	-82.386284	53.8
11057	Point	10/5/2021	06:46:02	6:45 - 7:00	28.189458	-82.386369	52.6
11099	Point	10/5/2021	06:46:03	6:45 - 7:00	28.189263	-82.386454	52.05
11136	Point	10/5/2021	06:46:04	6:45 - 7:00	28.189065	-82.38654	52.24
11170	Point	10/5/2021	06:46:05	6:45 - 7:00	28.188867	-82.386624	52.67
11216	Point	10/5/2021	06:46:06	6:45 - 7:00	28.188667	-82.38671	53.18
11251	Point	10/5/2021	06:46:07	6:45 - 7:00	28.188466	-82.386795	53.21
11290	Point	10/5/2021	06:46:08	6:45 - 7:00	28.188265	-82.38688	53.33
11334	Point	10/5/2021	06:46:09	6:45 - 7:00	28.188062	-82.386968	53.49
11370	Point	10/5/2021	06:46:10	6:45 - 7:00	28.187861	-82.387054	53.63
11409	Point	10/5/2021	06:46:11	6:45 - 7:00	28.187657	-82.387141	53.98
11449	Point	10/5/2021	06:46:12	6:45 - 7:00	28.187453	-82.38723	54.67
11488	Point	10/5/2021	06:46:13	6:45 - 7:00	28.187246	-82.387319	55.35
11529	Point	10/5/2021	06:46:14	6:45 - 7:00	28.187036	-82.387407	56.1
11573	Point	10/5/2021	06:46:15	6:45 - 7:00	28.186822	-82.387501	56.84
11616	Point	10/5/2021	06:46:16	6:45 - 7:00	28.18661	-82.387592	57.16
11661	Point	10/5/2021	06:46:17	6:45 - 7:00	28.186392	-82.387682	57.8
11698	Point	10/5/2021	06:46:18	6:45 - 7:00	28.186175	-82.387774	57.74
11734	Point	10/5/2021	06:46:19	6:45 - 7:00	28.18596	-82.38786	57.42
11780	Point	10/5/2021	06:46:20	6:45 - 7:00	28.18574	-82.387953	57.51
11822	Point	10/5/2021	06:46:21	6:45 - 7:00	28.185521	-82.388047	57.58
11863	Point	10/5/2021	06:46:22	6:45 - 7:00	28.185303	-82.388141	57.98
11907	Point	10/5/2021	06:46:23	6:45 - 7:00	28.185083	-82.388236	58.43
11949	Point	10/5/2021	06:46:24	6:45 - 7:00	28.184859	-82.38833	58.89
11993	Point	10/5/2021	06:46:25	6:45 - 7:00	28.184634	-82.388427	59.41
12035	Point	10/5/2021	06:46:26	6:45 - 7:00	28.184409	-82.388519	59.54
12075	Point	10/5/2021	06:46:27	6:45 - 7:00	28.184186	-82.388615	59.62
12121	Point	10/5/2021	06:46:28	6:45 - 7:00	28.183958	-82.388711	59.81
12167	Point	10/5/2021	06:46:29	6:45 - 7:00	28.18373	-82.388805	60.18
12209	Point	10/5/2021	06:46:30	6:45 - 7:00	28.183503	-82.388904	60.61
12252	Point	10/5/2021	06:46:31	6:45 - 7:00	28.183272	-82.389002	61.01
12296	Point	10/5/2021	06:46:32	6:45 - 7:00	28.183043	-82.389099	61.16
12344	Point	10/5/2021	06:46:33	6:45 - 7:00	28.182812	-82.389198	61.32
12390	Point	10/5/2021	06:46:34	6:45 - 7:00	28.18258	-82.389294	61.49
12429	Point	10/5/2021	06:46:35	6:45 - 7:00	28.182348	-82.389389	61.57
12470	Point	10/5/2021	06:46:36	6:45 - 7:00	28.182117	-82.389489	61.46
12517	Point	10/5/2021	06:46:37	6:45 - 7:00	28.181883	-82.389589	61.56
12567	Point	10/5/2021	06:46:38	6:45 - 7:00	28.181651	-82.389691	61.69
12611	Point	10/5/2021	06:46:39	6:45 - 7:00	28.181417	-82.389789	61.79
12654	Point	10/5/2021	06:46:40	6:45 - 7:00	28.181184	-82.389888	61.86

DocuSign Envelope ID: 00F7F873-2213-453E-A7D6-7A719BA1E281

12698	Point	10/5/2021	06:46:41	6:45 - 7:00	28.18095	-82.389989	61.97
12745	Point	10/5/2021	06:46:42	6:45 - 7:00	28.180714	-82.390089	62.53
12789	Point	10/5/2021	06:46:43	6:45 - 7:00	28.180477	-82.390192	63.06
12834	Point	10/5/2021	06:46:44	6:45 - 7:00	28.180235	-82.390294	63.63
12880	Point	10/5/2021	06:46:45	6:45 - 7:00	28.179994	-82.390396	63.96
12926	Point	10/5/2021	06:46:46	6:45 - 7:00	28.179753	-82.390499	64.12
12970	Point	10/5/2021	06:46:47	6:45 - 7:00	28.179509	-82.390604	64.13
13013	Point	10/5/2021	06:46:48	6:45 - 7:00	28.179271	-82.390703	63.26
13061	Point	10/5/2021	06:46:49	6:45 - 7:00	28.179034	-82.390802	62.3
13102	Point	10/5/2021	06:46:50	6:45 - 7:00	28.178803	-82.390899	61.37
13144	Point	10/5/2021	06:46:51	6:45 - 7:00	28.178572	-82.390999	60.62
13188	Point	10/5/2021	06:46:52	6:45 - 7:00	28.178346	-82.391094	59.58
13228	Point	10/5/2021	06:46:53	6:45 - 7:00	28.178125	-82.391188	58.66
13272	Point	10/5/2021	06:46:54	6:45 - 7:00	28.177903	-82.391283	58.55
13313	Point	10/5/2021	06:46:55	6:45 - 7:00	28.177683	-82.391377	58.66
13349	Point	10/5/2021	06:46:56	6:45 - 7:00	28.177458	-82.391471	59.1
13391	Point	10/5/2021	06:46:57	6:45 - 7:00	28.177232	-82.391568	59.9
13435	Point	10/5/2021	06:46:58	6:45 - 7:00	28.177004	-82.391665	60.47
13477	Point	10/5/2021	06:46:59	6:45 - 7:00	28.176775	-82.391763	61.11
13523	Point	10/5/2021	06:47:00	6:45 - 7:00	28.176541	-82.391859	61.7
13563	Point	10/5/2021	06:47:01	6:45 - 7:00	28.176309	-82.391959	62.12
13605	Point	10/5/2021	06:47:02	6:45 - 7:00	28.176073	-82.392059	62.64
13647	Point	10/5/2021	06:47:03	6:45 - 7:00	28.175831	-82.392161	63.34
13690	Point	10/5/2021	06:47:04	6:45 - 7:00	28.175595	-82.392265	63.31
13733	Point	10/5/2021	06:47:05	6:45 - 7:00	28.175356	-82.392368	63.6
13776	Point	10/5/2021	06:47:06	6:45 - 7:00	28.175114	-82.392468	63.98
13820	Point	10/5/2021	06:47:07	6:45 - 7:00	28.174872	-82.39257	64.29
13861	Point	10/5/2021	06:47:08	6:45 - 7:00	28.174627	-82.392672	64.61
13906	Point	10/5/2021	06:47:09	6:45 - 7:00	28.174384	-82.392775	64.88
13947	Point	10/5/2021	06:47:10	6:45 - 7:00	28.174138	-82.392879	65.18
13994	Point	10/5/2021	06:47:11	6:45 - 7:00	28.173892	-82.392983	65.37
14039	Point	10/5/2021	06:47:12	6:45 - 7:00	28.173642	-82.393088	65.73
14086	Point	10/5/2021	06:47:13	6:45 - 7:00	28.173397	-82.393192	65.69
14129	Point	10/5/2021	06:47:14	6:45 - 7:00	28.17315	-82.393293	65.24
14175	Point	10/5/2021	06:47:15	6:45 - 7:00	28.172904	-82.393397	64.99
14218	Point	10/5/2021	06:47:16	6:45 - 7:00	28.172657	-82.3935	64.92
14264	Point	10/5/2021	06:47:17	6:45 - 7:00	28.172415	-82.393597	64.61
14310	Point	10/5/2021	06:47:18	6:45 - 7:00	28.172173	-82.393698	64.3
14353	Point	10/5/2021	06:47:19	6:45 - 7:00	28.171929	-82.393799	64.08
14395	Point	10/5/2021	06:47:20	6:45 - 7:00	28.171687	-82.393899	63.88
14441	Point	10/5/2021	06:47:21	6:45 - 7:00	28.171449	-82.393998	63.14
14485	Point	10/5/2021	06:47:22	6:45 - 7:00	28.171213	-82.394097	62.34
14532	Point	10/5/2021	06:47:23	6:45 - 7:00	28.170978	-82.394191	61.62
14574	Point	10/5/2021	06:47:24	6:45 - 7:00	28.170741	-82.394281	61.34
14614	Point	10/5/2021	06:47:25	6:45 - 7:00	28.170504	-82.394365	61.43
14662	Point	10/5/2021	06:47:26	6:45 - 7:00	28.170258	-82.394446	62.07
14709	Point	10/5/2021	06:47:27	6:45 - 7:00	28.170023	-82.394523	62.07

DocuSign Envelope ID: 00F7F873-2213-453E-A7D6-7A719BA1E281

14752	Point	10/5/2021	06:47:28	6:45 - 7:00	28.16978	-82.3946	62.31
14796	Point	10/5/2021	06:47:29	6:45 - 7:00	28.169539	-82.394674	62.26
14838	Point	10/5/2021	06:47:30	6:45 - 7:00	28.169296	-82.394744	62.16
14883	Point	10/5/2021	06:47:31	6:45 - 7:00	28.169053	-82.39481	62.25
14927	Point	10/5/2021	06:47:32	6:45 - 7:00	28.168804	-82.39487	62.69
14970	Point	10/5/2021	06:47:33	6:45 - 7:00	28.168557	-82.394927	63.09
15013	Point	10/5/2021	06:47:34	6:45 - 7:00	28.168307	-82.394981	63.53
15058	Point	10/5/2021	06:47:35	6:45 - 7:00	28.168054	-82.39503	64.04
15103	Point	10/5/2021	06:47:36	6:45 - 7:00	28.167797	-82.395073	64.32
15150	Point	10/5/2021	06:47:37	6:45 - 7:00	28.167542	-82.39511	64.44
15195	Point	10/5/2021	06:47:38	6:45 - 7:00	28.167283	-82.395142	64.68
15240	Point	10/5/2021	06:47:39	6:45 - 7:00	28.167022	-82.395169	64.89
15290	Point	10/5/2021	06:47:40	6:45 - 7:00	28.166759	-82.395192	65.03
15335	Point	10/5/2021	06:47:41	6:45 - 7:00	28.166496	-82.39521	65.14
15383	Point	10/5/2021	06:47:42	6:45 - 7:00	28.166234	-82.395225	64.87
15427	Point	10/5/2021	06:47:43	6:45 - 7:00	28.165974	-82.395234	64.52
15469	Point	10/5/2021	06:47:44	6:45 - 7:00	28.165716	-82.39524	64.43
15514	Point	10/5/2021	06:47:45	6:45 - 7:00	28.165455	-82.395241	64.59
15562	Point	10/5/2021	06:47:46	6:45 - 7:00	28.16519	-82.395239	65.25
15607	Point	10/5/2021	06:47:47	6:45 - 7:00	28.164923	-82.395232	65.88
15655	Point	10/5/2021	06:47:48	6:45 - 7:00	28.164655	-82.395217	66.46
15701	Point	10/5/2021	06:47:49	6:45 - 7:00	28.164386	-82.395199	66.87
15747	Point	10/5/2021	06:47:50	6:45 - 7:00	28.164117	-82.395174	67.05
15794	Point	10/5/2021	06:47:51	6:45 - 7:00	28.163845	-82.395147	67.26
15845	Point	10/5/2021	06:47:52	6:45 - 7:00	28.163572	-82.395109	67.75
15891	Point	10/5/2021	06:47:53	6:45 - 7:00	28.163301	-82.395073	67.92
15940	Point	10/5/2021	06:47:54	6:45 - 7:00	28.163027	-82.395027	68.26
15988	Point	10/5/2021	06:47:55	6:45 - 7:00	28.162754	-82.394973	68.39
16035	Point	10/5/2021	06:47:56	6:45 - 7:00	28.162482	-82.394914	68.37
16085	Point	10/5/2021	06:47:57	6:45 - 7:00	28.16221	-82.394851	68.37
16132	Point	10/5/2021	06:47:58	6:45 - 7:00	28.161941	-82.394782	68.26
16179	Point	10/5/2021	06:47:59	6:45 - 7:00	28.161676	-82.394708	68.11
16227	Point	10/5/2021	06:48:00	6:45 - 7:00	28.161409	-82.394632	68.01
16272	Point	10/5/2021	06:48:01	6:45 - 7:00	28.161146	-82.39455	67.84
16320	Point	10/5/2021	06:48:02	6:45 - 7:00	28.160884	-82.394462	67.81
16368	Point	10/5/2021	06:48:03	6:45 - 7:00	28.160625	-82.39437	67.7
16416	Point	10/5/2021	06:48:04	6:45 - 7:00	28.160366	-82.394274	67.68
7149	Point	10/5/2021	06:49:57	6:45 - 7:00	28.209571	-82.375306	70.04
7197	Point	10/5/2021	06:49:58	6:45 - 7:00	28.209332	-82.375482	70.5
7248	Point	10/5/2021	06:49:59	6:45 - 7:00	28.209094	-82.375657	70.91
7298	Point	10/5/2021	06:50:00	6:45 - 7:00	28.208853	-82.375832	71.34
7347	Point	10/5/2021	06:50:01	6:45 - 7:00	28.208611	-82.376003	71.57
7397	Point	10/5/2021	06:50:02	6:45 - 7:00	28.208367	-82.376172	71.74
7450	Point	10/5/2021	06:50:03	6:45 - 7:00	28.20812	-82.376341	71.99
7500	Point	10/5/2021	06:50:04	6:45 - 7:00	28.207871	-82.37651	72.34
7551	Point	10/5/2021	06:50:05	6:45 - 7:00	28.207622	-82.376674	71.93
7600	Point	10/5/2021	06:50:06	6:45 - 7:00	28.207374	-82.376838	71.54

DocuSign Envelope ID: 00F7F873-2213-453E-A7D6-7A719BA1E281

7650	Point	10/5/2021	06:50:07	6:45 - 7:00	28.207124	-82.376998	71.51
7700	Point	10/5/2021	06:50:08	6:45 - 7:00	28.206881	-82.377155	71.51
7749	Point	10/5/2021	06:50:09	6:45 - 7:00	28.206635	-82.377311	71.55
7795	Point	10/5/2021	06:50:10	6:45 - 7:00	28.206388	-82.377463	71.43
7845	Point	10/5/2021	06:50:11	6:45 - 7:00	28.206137	-82.377618	71.51
7894	Point	10/5/2021	06:50:12	6:45 - 7:00	28.20589	-82.377772	71.35
7944	Point	10/5/2021	06:50:13	6:45 - 7:00	28.205641	-82.377921	71.24
7993	Point	10/5/2021	06:50:14	6:45 - 7:00	28.20539	-82.378069	71.1
8045	Point	10/5/2021	06:50:15	6:45 - 7:00	28.205142	-82.378214	70.39
8093	Point	10/5/2021	06:50:16	6:45 - 7:00	28.204894	-82.378357	70.15
8142	Point	10/5/2021	06:50:17	6:45 - 7:00	28.204642	-82.378502	70.27
8187	Point	10/5/2021	06:50:18	6:45 - 7:00	28.204391	-82.378647	70.32
8236	Point	10/5/2021	06:50:19	6:45 - 7:00	28.20414	-82.378794	70.48
8282	Point	10/5/2021	06:50:20	6:45 - 7:00	28.203887	-82.378937	70.56
8332	Point	10/5/2021	06:50:21	6:45 - 7:00	28.203631	-82.379082	70.8
8382	Point	10/5/2021	06:50:22	6:45 - 7:00	28.203378	-82.379225	70.8
8431	Point	10/5/2021	06:50:23	6:45 - 7:00	28.203126	-82.379371	70.76
8478	Point	10/5/2021	06:50:24	6:45 - 7:00	28.202876	-82.379517	70.2
8531	Point	10/5/2021	06:50:25	6:45 - 7:00	28.202626	-82.37966	69.44
8581	Point	10/5/2021	06:50:26	6:45 - 7:00	28.202377	-82.379805	69.19
8627	Point	10/5/2021	06:50:27	6:45 - 7:00	28.202128	-82.379952	69.15
8677	Point	10/5/2021	06:50:28	6:45 - 7:00	28.201877	-82.380099	69.29
8725	Point	10/5/2021	06:50:29	6:45 - 7:00	28.201627	-82.380244	69.53
8773	Point	10/5/2021	06:50:30	6:45 - 7:00	28.20138	-82.380389	69
8823	Point	10/5/2021	06:50:31	6:45 - 7:00	28.201131	-82.380534	69.08
8872	Point	10/5/2021	06:50:32	6:45 - 7:00	28.200878	-82.380679	69.17
8919	Point	10/5/2021	06:50:33	6:45 - 7:00	28.200626	-82.380826	69.38
8969	Point	10/5/2021	06:50:34	6:45 - 7:00	28.200374	-82.380973	69.68
9019	Point	10/5/2021	06:50:35	6:45 - 7:00	28.200117	-82.381115	69.92
9068	Point	10/5/2021	06:50:36	6:45 - 7:00	28.199865	-82.381262	69.96
9118	Point	10/5/2021	06:50:37	6:45 - 7:00	28.199612	-82.38141	69.96
9167	Point	10/5/2021	06:50:38	6:45 - 7:00	28.199359	-82.381558	69.95
9219	Point	10/5/2021	06:50:39	6:45 - 7:00	28.199107	-82.381706	69.94
9269	Point	10/5/2021	06:50:40	6:45 - 7:00	28.198853	-82.381854	69.72
9319	Point	10/5/2021	06:50:41	6:45 - 7:00	28.1986	-82.381998	69.38
9367	Point	10/5/2021	06:50:42	6:45 - 7:00	28.198349	-82.382144	69.37
9416	Point	10/5/2021	06:50:43	6:45 - 7:00	28.198098	-82.38229	69.41
9466	Point	10/5/2021	06:50:44	6:45 - 7:00	28.19785	-82.38243	69.07
9510	Point	10/5/2021	06:50:45	6:45 - 7:00	28.197605	-82.382571	68.63
9558	Point	10/5/2021	06:50:46	6:45 - 7:00	28.197359	-82.38271	68.68
9604	Point	10/5/2021	06:50:47	6:45 - 7:00	28.19711	-82.382848	68.75
9650	Point	10/5/2021	06:50:48	6:45 - 7:00	28.196861	-82.382987	69.04
9700	Point	10/5/2021	06:50:49	6:45 - 7:00	28.196608	-82.383117	69.23
9749	Point	10/5/2021	06:50:50	6:45 - 7:00	28.196356	-82.383251	69.41
9801	Point	10/5/2021	06:50:51	6:45 - 7:00	28.196101	-82.38339	69.83
9846	Point	10/5/2021	06:50:52	6:45 - 7:00	28.195844	-82.383526	70.13
9893	Point	10/5/2021	06:50:53	6:45 - 7:00	28.195586	-82.383659	70.26

DocuSign Envelope ID: 00F7F873-2213-453E-A7D6-7A719BA1E281

9944	Point	10/5/2021	06:50:54	6:45 - 7:00	28.195328	-82.383789	70.33
9993	Point	10/5/2021	06:50:55	6:45 - 7:00	28.195069	-82.383915	70.17
10042	Point	10/5/2021	06:50:56	6:45 - 7:00	28.19481	-82.384039	70.18
10089	Point	10/5/2021	06:50:57	6:45 - 7:00	28.19455	-82.384164	70.36
10138	Point	10/5/2021	06:50:58	6:45 - 7:00	28.194289	-82.384285	70.52
10189	Point	10/5/2021	06:50:59	6:45 - 7:00	28.194023	-82.384404	70.73
10236	Point	10/5/2021	06:51:00	6:45 - 7:00	28.193756	-82.384523	70.77
10285	Point	10/5/2021	06:51:01	6:45 - 7:00	28.193491	-82.384641	70.34
10333	Point	10/5/2021	06:51:02	6:45 - 7:00	28.193229	-82.384754	70.21
10382	Point	10/5/2021	06:51:03	6:45 - 7:00	28.192969	-82.384869	69.7
10433	Point	10/5/2021	06:51:04	6:45 - 7:00	28.192711	-82.384979	69
10480	Point	10/5/2021	06:51:05	6:45 - 7:00	28.192455	-82.38509	68.11
10529	Point	10/5/2021	06:51:06	6:45 - 7:00	28.192204	-82.385196	67.12
10573	Point	10/5/2021	06:51:07	6:45 - 7:00	28.191957	-82.385306	66.23
10621	Point	10/5/2021	06:51:08	6:45 - 7:00	28.191706	-82.385411	65.91
10667	Point	10/5/2021	06:51:09	6:45 - 7:00	28.191461	-82.385518	65.08
10715	Point	10/5/2021	06:51:10	6:45 - 7:00	28.191218	-82.385624	64.47
10762	Point	10/5/2021	06:51:11	6:45 - 7:00	28.190979	-82.385724	63.64
10806	Point	10/5/2021	06:51:12	6:45 - 7:00	28.190744	-82.385824	62.63
10850	Point	10/5/2021	06:51:13	6:45 - 7:00	28.190511	-82.385925	61.64
10895	Point	10/5/2021	06:51:14	6:45 - 7:00	28.190281	-82.386024	60.8
10939	Point	10/5/2021	06:51:15	6:45 - 7:00	28.190057	-82.386122	60.21
10986	Point	10/5/2021	06:51:16	6:45 - 7:00	28.189818	-82.38622	60.76
11034	Point	10/5/2021	06:51:17	6:45 - 7:00	28.189581	-82.386321	61.53
11075	Point	10/5/2021	06:51:18	6:45 - 7:00	28.189347	-82.386422	62.14
11120	Point	10/5/2021	06:51:19	6:45 - 7:00	28.18911	-82.386522	62.63
11169	Point	10/5/2021	06:51:20	6:45 - 7:00	28.188871	-82.386625	63.16
11220	Point	10/5/2021	06:51:21	6:45 - 7:00	28.188633	-82.386728	63.59
11269	Point	10/5/2021	06:51:22	6:45 - 7:00	28.18839	-82.386832	64.03
11312	Point	10/5/2021	06:51:23	6:45 - 7:00	28.188148	-82.386938	64.48
11362	Point	10/5/2021	06:51:24	6:45 - 7:00	28.187904	-82.387044	65.01
11410	Point	10/5/2021	06:51:25	6:45 - 7:00	28.187657	-82.38715	65.49
11461	Point	10/5/2021	06:51:26	6:45 - 7:00	28.187408	-82.387254	65.95
11509	Point	10/5/2021	06:51:27	6:45 - 7:00	28.187155	-82.38736	66.5
11560	Point	10/5/2021	06:51:28	6:45 - 7:00	28.186903	-82.387471	67.01
11607	Point	10/5/2021	06:51:29	6:45 - 7:00	28.186649	-82.387577	67.4
11660	Point	10/5/2021	06:51:30	6:45 - 7:00	28.186396	-82.387684	67.91
11708	Point	10/5/2021	06:51:31	6:45 - 7:00	28.186141	-82.387792	68.45
11757	Point	10/5/2021	06:51:32	6:45 - 7:00	28.18588	-82.387899	68.85
11804	Point	10/5/2021	06:51:33	6:45 - 7:00	28.185621	-82.388009	69.23
11855	Point	10/5/2021	06:51:34	6:45 - 7:00	28.185358	-82.388118	69.62
11904	Point	10/5/2021	06:51:35	6:45 - 7:00	28.185097	-82.388229	69.98
11954	Point	10/5/2021	06:51:36	6:45 - 7:00	28.184838	-82.388339	70.11
12006	Point	10/5/2021	06:51:37	6:45 - 7:00	28.184577	-82.388449	70.25
12056	Point	10/5/2021	06:51:38	6:45 - 7:00	28.184309	-82.388562	70.52
12104	Point	10/5/2021	06:51:39	6:45 - 7:00	28.184048	-82.388671	70.49
12155	Point	10/5/2021	06:51:40	6:45 - 7:00	28.183785	-82.388783	70.58

DocuSign Envelope ID: 00F7F873-2213-453E-A7D6-7A719BA1E281

12207	Point	10/5/2021	06:51:41	6:45 - 7:00	28.183517	-82.388899	70.76
12255	Point	10/5/2021	06:51:42	6:45 - 7:00	28.183254	-82.38901	70.68
12306	Point	10/5/2021	06:51:43	6:45 - 7:00	28.182991	-82.389124	70.25
12357	Point	10/5/2021	06:51:44	6:45 - 7:00	28.182732	-82.389238	69.09
12406	Point	10/5/2021	06:51:45	6:45 - 7:00	28.182477	-82.389351	68.06
12455	Point	10/5/2021	06:51:46	6:45 - 7:00	28.182224	-82.389458	66.58
12505	Point	10/5/2021	06:51:47	6:45 - 7:00	28.181979	-82.389565	64.77
12549	Point	10/5/2021	06:51:48	6:45 - 7:00	28.181738	-82.389665	63.02
12595	Point	10/5/2021	06:51:49	6:45 - 7:00	28.181502	-82.389766	62.36
12638	Point	10/5/2021	06:51:50	6:45 - 7:00	28.181271	-82.389865	61.65
12680	Point	10/5/2021	06:51:51	6:45 - 7:00	28.18104	-82.389966	61.02
12727	Point	10/5/2021	06:51:52	6:45 - 7:00	28.180805	-82.390063	61.2
12767	Point	10/5/2021	06:51:53	6:45 - 7:00	28.180573	-82.390158	61.59
12817	Point	10/5/2021	06:51:54	6:45 - 7:00	28.18034	-82.390256	62.02
12859	Point	10/5/2021	06:51:55	6:45 - 7:00	28.180106	-82.390357	62.35
12906	Point	10/5/2021	06:51:56	6:45 - 7:00	28.17987	-82.390452	63
12950	Point	10/5/2021	06:51:57	6:45 - 7:00	28.179628	-82.390551	63.78
12995	Point	10/5/2021	06:51:58	6:45 - 7:00	28.179393	-82.390653	63.92
13041	Point	10/5/2021	06:51:59	6:45 - 7:00	28.179151	-82.390754	64.25
13087	Point	10/5/2021	06:52:00	6:45 - 7:00	28.178908	-82.390856	64.81
13128	Point	10/5/2021	06:52:01	6:45 - 7:00	28.178665	-82.390962	65.51
13176	Point	10/5/2021	06:52:02	6:45 - 7:00	28.178417	-82.391068	66.03
13222	Point	10/5/2021	06:52:03	6:45 - 7:00	28.178167	-82.391175	66.45
13267	Point	10/5/2021	06:52:04	6:45 - 7:00	28.177917	-82.391282	66.84
13316	Point	10/5/2021	06:52:05	6:45 - 7:00	28.177662	-82.391391	67.48
13367	Point	10/5/2021	06:52:06	6:45 - 7:00	28.177406	-82.3915	68.07
13413	Point	10/5/2021	06:52:07	6:45 - 7:00	28.17715	-82.391609	68.54
13460	Point	10/5/2021	06:52:08	6:45 - 7:00	28.176889	-82.391717	69
13504	Point	10/5/2021	06:52:09	6:45 - 7:00	28.176625	-82.391826	69.51
13554	Point	10/5/2021	06:52:10	6:45 - 7:00	28.176357	-82.39194	70.14
13601	Point	10/5/2021	06:52:11	6:45 - 7:00	28.17609	-82.392051	70.64
13650	Point	10/5/2021	06:52:12	6:45 - 7:00	28.175822	-82.392159	71.07
13699	Point	10/5/2021	06:52:13	6:45 - 7:00	28.17555	-82.392263	71.37
13748	Point	10/5/2021	06:52:14	6:45 - 7:00	28.175277	-82.39237	71.74
13797	Point	10/5/2021	06:52:15	6:45 - 7:00	28.175004	-82.392482	71.92
13846	Point	10/5/2021	06:52:16	6:45 - 7:00	28.174728	-82.392595	72.15
13894	Point	10/5/2021	06:52:17	6:45 - 7:00	28.174454	-82.39271	72.36
13943	Point	10/5/2021	06:52:18	6:45 - 7:00	28.17418	-82.392829	72.51
13992	Point	10/5/2021	06:52:19	6:45 - 7:00	28.173906	-82.392944	72.56
14044	Point	10/5/2021	06:52:20	6:45 - 7:00	28.173629	-82.393062	72.21
14094	Point	10/5/2021	06:52:21	6:45 - 7:00	28.173354	-82.393181	72.1
14144	Point	10/5/2021	06:52:22	6:45 - 7:00	28.173084	-82.393292	71.08
14191	Point	10/5/2021	06:52:23	6:45 - 7:00	28.172816	-82.393405	70.97
14242	Point	10/5/2021	06:52:24	6:45 - 7:00	28.172544	-82.393514	71
14291	Point	10/5/2021	06:52:25	6:45 - 7:00	28.172277	-82.393624	71
14340	Point	10/5/2021	06:52:26	6:45 - 7:00	28.172006	-82.393734	71.28
14390	Point	10/5/2021	06:52:27	6:45 - 7:00	28.171738	-82.393845	71.31

DocuSign Envelope ID: 00F7F873-2213-453E-A7D6-7A719BA1E281

14439	Point	10/5/2021	06:52:28	6:45 - 7:00	28.171469	-82.39396	71.46
14490	Point	10/5/2021	06:52:29	6:45 - 7:00	28.1712	-82.394073	70.7
14537	Point	10/5/2021	06:52:30	6:45 - 7:00	28.17093	-82.394187	70.87
14592	Point	10/5/2021	06:52:31	6:45 - 7:00	28.17066	-82.394296	71.04
14639	Point	10/5/2021	06:52:32	6:45 - 7:00	28.17039	-82.394394	71.22
14689	Point	10/5/2021	06:52:33	6:45 - 7:00	28.170116	-82.394491	71.42
14743	Point	10/5/2021	06:52:34	6:45 - 7:00	28.169834	-82.394581	71.76
14790	Point	10/5/2021	06:52:35	6:45 - 7:00	28.169554	-82.394667	71.92
14843	Point	10/5/2021	06:52:36	6:45 - 7:00	28.169273	-82.394751	72.09
14895	Point	10/5/2021	06:52:37	6:45 - 7:00	28.168988	-82.39483	72.24
14948	Point	10/5/2021	06:52:38	6:45 - 7:00	28.168701	-82.394896	72.29
14997	Point	10/5/2021	06:52:39	6:45 - 7:00	28.168416	-82.394962	72.34
15048	Point	10/5/2021	06:52:40	6:45 - 7:00	28.168128	-82.395021	72.14
15099	Point	10/5/2021	06:52:41	6:45 - 7:00	28.167838	-82.39507	72.12
15149	Point	10/5/2021	06:52:42	6:45 - 7:00	28.167544	-82.395118	72.62
15201	Point	10/5/2021	06:52:43	6:45 - 7:00	28.167249	-82.395157	73.17
15252	Point	10/5/2021	06:52:44	6:45 - 7:00	28.166955	-82.395183	73.49
15303	Point	10/5/2021	06:52:45	6:45 - 7:00	28.166658	-82.395203	73.61
15353	Point	10/5/2021	06:52:46	6:45 - 7:00	28.166362	-82.39522	73.81
15406	Point	10/5/2021	06:52:47	6:45 - 7:00	28.166068	-82.395231	73.82
15457	Point	10/5/2021	06:52:48	6:45 - 7:00	28.165772	-82.395238	73.81
15509	Point	10/5/2021	06:52:49	6:45 - 7:00	28.165477	-82.395238	73.87
15566	Point	10/5/2021	06:52:50	6:45 - 7:00	28.165182	-82.39523	74.07
15614	Point	10/5/2021	06:52:51	6:45 - 7:00	28.164886	-82.395222	74.18
15663	Point	10/5/2021	06:52:52	6:45 - 7:00	28.16459	-82.395203	74.07
15713	Point	10/5/2021	06:52:53	6:45 - 7:00	28.164295	-82.395186	73.79
15767	Point	10/5/2021	06:52:54	6:45 - 7:00	28.163996	-82.395162	73.77
15818	Point	10/5/2021	06:52:55	6:45 - 7:00	28.163702	-82.395129	73.85
15868	Point	10/5/2021	06:52:56	6:45 - 7:00	28.16341	-82.395091	73.88
15922	Point	10/5/2021	06:52:57	6:45 - 7:00	28.163117	-82.395044	73.87
15976	Point	10/5/2021	06:52:58	6:45 - 7:00	28.162826	-82.394987	73.72
16027	Point	10/5/2021	06:52:59	6:45 - 7:00	28.162536	-82.39493	73.5
16077	Point	10/5/2021	06:53:00	6:45 - 7:00	28.162246	-82.394863	73.25
16128	Point	10/5/2021	06:53:01	6:45 - 7:00	28.161956	-82.39479	73.1
16182	Point	10/5/2021	06:53:02	6:45 - 7:00	28.161668	-82.394713	73.08
16232	Point	10/5/2021	06:53:03	6:45 - 7:00	28.161381	-82.394632	73.23
16283	Point	10/5/2021	06:53:04	6:45 - 7:00	28.161094	-82.394547	73.44
16335	Point	10/5/2021	06:53:05	6:45 - 7:00	28.160808	-82.394451	73.68
16389	Point	10/5/2021	06:53:06	6:45 - 7:00	28.160525	-82.394347	73.88
7147	Point	10/5/2021	06:55:09	6:45 - 7:00	28.209577	-82.37529	74.84
7200	Point	10/5/2021	06:55:10	6:45 - 7:00	28.209326	-82.375475	74.66
7252	Point	10/5/2021	06:55:11	6:45 - 7:00	28.209077	-82.375661	74.45
7307	Point	10/5/2021	06:55:12	6:45 - 7:00	28.208821	-82.37584	74.4
7361	Point	10/5/2021	06:55:13	6:45 - 7:00	28.208566	-82.376015	74.3
7413	Point	10/5/2021	06:55:14	6:45 - 7:00	28.20831	-82.376193	74.28
7464	Point	10/5/2021	06:55:15	6:45 - 7:00	28.208054	-82.376369	73.91
7515	Point	10/5/2021	06:55:16	6:45 - 7:00	28.207797	-82.376541	73.44

DocuSign Envelope ID: 00F7F873-2213-453E-A7D6-7A719BA1E281

7565	Point	10/5/2021	06:55:17	6:45 - 7:00	28.207541	-82.376711	73.33
7622	Point	10/5/2021	06:55:18	6:45 - 7:00	28.207284	-82.37688	73.48
7672	Point	10/5/2021	06:55:19	6:45 - 7:00	28.207025	-82.377046	73.64
7724	Point	10/5/2021	06:55:20	6:45 - 7:00	28.206767	-82.377213	73.68
7775	Point	10/5/2021	06:55:21	6:45 - 7:00	28.206506	-82.377378	73.9
7827	Point	10/5/2021	06:55:22	6:45 - 7:00	28.206248	-82.377543	73.8
7882	Point	10/5/2021	06:55:23	6:45 - 7:00	28.205983	-82.377706	74.06
7933	Point	10/5/2021	06:55:24	6:45 - 7:00	28.205719	-82.37787	74.32
7984	Point	10/5/2021	06:55:25	6:45 - 7:00	28.205453	-82.378022	74.02
8035	Point	10/5/2021	06:55:26	6:45 - 7:00	28.205187	-82.378181	73.98
8089	Point	10/5/2021	06:55:27	6:45 - 7:00	28.204923	-82.378336	73.59
8136	Point	10/5/2021	06:55:28	6:45 - 7:00	28.204658	-82.378492	73.35
8186	Point	10/5/2021	06:55:29	6:45 - 7:00	28.204397	-82.378642	72.73
8237	Point	10/5/2021	06:55:30	6:45 - 7:00	28.204137	-82.378794	72.23
8284	Point	10/5/2021	06:55:31	6:45 - 7:00	28.20388	-82.378944	72.1
8337	Point	10/5/2021	06:55:32	6:45 - 7:00	28.203621	-82.379096	72.29
8388	Point	10/5/2021	06:55:33	6:45 - 7:00	28.203358	-82.379246	72.75
8436	Point	10/5/2021	06:55:34	6:45 - 7:00	28.203096	-82.379396	72.81
8488	Point	10/5/2021	06:55:35	6:45 - 7:00	28.202833	-82.379544	72.52
8537	Point	10/5/2021	06:55:36	6:45 - 7:00	28.202576	-82.379698	72.14
8585	Point	10/5/2021	06:55:37	6:45 - 7:00	28.202321	-82.379845	71.28
8637	Point	10/5/2021	06:55:38	6:45 - 7:00	28.202068	-82.379991	70.4
8689	Point	10/5/2021	06:55:39	6:45 - 7:00	28.201819	-82.380138	69.78
8737	Point	10/5/2021	06:55:40	6:45 - 7:00	28.201574	-82.380282	69.14
8787	Point	10/5/2021	06:55:41	6:45 - 7:00	28.201327	-82.380425	69.13
8839	Point	10/5/2021	06:55:42	6:45 - 7:00	28.201078	-82.380569	69.25
8882	Point	10/5/2021	06:55:43	6:45 - 7:00	28.200834	-82.38071	69.04
8931	Point	10/5/2021	06:55:44	6:45 - 7:00	28.200584	-82.380839	68.9
8978	Point	10/5/2021	06:55:45	6:45 - 7:00	28.200335	-82.380967	68.4
9026	Point	10/5/2021	06:55:46	6:45 - 7:00	28.200091	-82.381099	67.53
9075	Point	10/5/2021	06:55:47	6:45 - 7:00	28.199852	-82.38124	66.81
9116	Point	10/5/2021	06:55:48	6:45 - 7:00	28.199616	-82.381379	65.98
9162	Point	10/5/2021	06:55:49	6:45 - 7:00	28.199384	-82.381518	65.16
9209	Point	10/5/2021	06:55:50	6:45 - 7:00	28.199154	-82.381654	64.42
9255	Point	10/5/2021	06:55:51	6:45 - 7:00	28.198923	-82.381787	64.14
9303	Point	10/5/2021	06:55:52	6:45 - 7:00	28.198697	-82.381922	63.6
9343	Point	10/5/2021	06:55:53	6:45 - 7:00	28.198465	-82.38205	63.48
9387	Point	10/5/2021	06:55:54	6:45 - 7:00	28.198238	-82.382184	63.84
9432	Point	10/5/2021	06:55:55	6:45 - 7:00	28.19801	-82.382315	63.84
9476	Point	10/5/2021	06:55:56	6:45 - 7:00	28.197781	-82.382446	63.94
9522	Point	10/5/2021	06:55:57	6:45 - 7:00	28.197548	-82.382582	64.23
9567	Point	10/5/2021	06:55:58	6:45 - 7:00	28.197316	-82.382716	64.36
9612	Point	10/5/2021	06:55:59	6:45 - 7:00	28.197086	-82.382849	64.15
9653	Point	10/5/2021	06:56:00	6:45 - 7:00	28.196854	-82.382979	64.31
9698	Point	10/5/2021	06:56:01	6:45 - 7:00	28.196619	-82.383107	64.6
9745	Point	10/5/2021	06:56:02	6:45 - 7:00	28.196387	-82.383233	64.49
9788	Point	10/5/2021	06:56:03	6:45 - 7:00	28.196149	-82.383359	64.65

DocuSign Envelope ID: 00F7F873-2213-453E-A7D6-7A719BA1E281

9835	Point	10/5/2021	06:56:04	6:45 - 7:00	28.195907	-82.383484	65.09
9881	Point	10/5/2021	06:56:05	6:45 - 7:00	28.19567	-82.383609	65.09
9926	Point	10/5/2021	06:56:06	6:45 - 7:00	28.195432	-82.383733	64.99
9972	Point	10/5/2021	06:56:07	6:45 - 7:00	28.195189	-82.383852	65.05
10017	Point	10/5/2021	06:56:08	6:45 - 7:00	28.194946	-82.38397	64.91
10060	Point	10/5/2021	06:56:09	6:45 - 7:00	28.19471	-82.384086	64.26
10103	Point	10/5/2021	06:56:10	6:45 - 7:00	28.194475	-82.384198	63.66
10148	Point	10/5/2021	06:56:11	6:45 - 7:00	28.194238	-82.384308	63.31
10192	Point	10/5/2021	06:56:12	6:45 - 7:00	28.193999	-82.384413	63.18
10235	Point	10/5/2021	06:56:13	6:45 - 7:00	28.19376	-82.384519	63.53
10280	Point	10/5/2021	06:56:14	6:45 - 7:00	28.193518	-82.384628	63.97
10323	Point	10/5/2021	06:56:15	6:45 - 7:00	28.193276	-82.38473	64.25
10370	Point	10/5/2021	06:56:16	6:45 - 7:00	28.193028	-82.384842	64.85
10419	Point	10/5/2021	06:56:17	6:45 - 7:00	28.192778	-82.384952	65.45
10466	Point	10/5/2021	06:56:18	6:45 - 7:00	28.192531	-82.38506	65.79
10509	Point	10/5/2021	06:56:19	6:45 - 7:00	28.19228	-82.385171	66.43
10556	Point	10/5/2021	06:56:20	6:45 - 7:00	28.192029	-82.385281	66.74
10606	Point	10/5/2021	06:56:21	6:45 - 7:00	28.191778	-82.385391	66.75
10654	Point	10/5/2021	06:56:22	6:45 - 7:00	28.191527	-82.385498	66.82
10703	Point	10/5/2021	06:56:23	6:45 - 7:00	28.191274	-82.385604	66.89
10752	Point	10/5/2021	06:56:24	6:45 - 7:00	28.191025	-82.385709	66.7
10799	Point	10/5/2021	06:56:25	6:45 - 7:00	28.190775	-82.385814	66.58
10847	Point	10/5/2021	06:56:26	6:45 - 7:00	28.190522	-82.385919	66.6
10900	Point	10/5/2021	06:56:27	6:45 - 7:00	28.190271	-82.386028	66.83
10948	Point	10/5/2021	06:56:28	6:45 - 7:00	28.190014	-82.386139	67.45
11000	Point	10/5/2021	06:56:29	6:45 - 7:00	28.189762	-82.386244	67.09
11047	Point	10/5/2021	06:56:30	6:45 - 7:00	28.189514	-82.386347	66.12
11097	Point	10/5/2021	06:56:31	6:45 - 7:00	28.189267	-82.38645	65.47
11142	Point	10/5/2021	06:56:32	6:45 - 7:00	28.189023	-82.386554	65.33
11191	Point	10/5/2021	06:56:33	6:45 - 7:00	28.188775	-82.386659	65.53
11239	Point	10/5/2021	06:56:34	6:45 - 7:00	28.188529	-82.386764	65.89
11287	Point	10/5/2021	06:56:35	6:45 - 7:00	28.188276	-82.386871	66.86
11341	Point	10/5/2021	06:56:36	6:45 - 7:00	28.188018	-82.386979	67.69
11392	Point	10/5/2021	06:56:37	6:45 - 7:00	28.187761	-82.387088	68.41
11441	Point	10/5/2021	06:56:38	6:45 - 7:00	28.187498	-82.387199	69.09
11491	Point	10/5/2021	06:56:39	6:45 - 7:00	28.18724	-82.387311	69.11
11539	Point	10/5/2021	06:56:40	6:45 - 7:00	28.186975	-82.387423	69.44
11587	Point	10/5/2021	06:56:41	6:45 - 7:00	28.186715	-82.387531	69.23
11639	Point	10/5/2021	06:56:42	6:45 - 7:00	28.186453	-82.387642	69.41
11696	Point	10/5/2021	06:56:43	6:45 - 7:00	28.186188	-82.387753	69.67
11747	Point	10/5/2021	06:56:44	6:45 - 7:00	28.185922	-82.387856	69.94
11797	Point	10/5/2021	06:56:45	6:45 - 7:00	28.185655	-82.38796	70.05
11848	Point	10/5/2021	06:56:46	6:45 - 7:00	28.18539	-82.388064	69.96
11897	Point	10/5/2021	06:56:47	6:45 - 7:00	28.185125	-82.388172	69.93
11948	Point	10/5/2021	06:56:48	6:45 - 7:00	28.18486	-82.388282	69.89
11998	Point	10/5/2021	06:56:49	6:45 - 7:00	28.184596	-82.388394	70.19
12049	Point	10/5/2021	06:56:50	6:45 - 7:00	28.184329	-82.388507	70.8

DocuSign Envelope ID: 00F7F873-2213-453E-A7D6-7A719BA1E281

12101	Point	10/5/2021	06:56:51	6:45 - 7:00	28.18406	-82.38862	71.22
12154	Point	10/5/2021	06:56:52	6:45 - 7:00	28.183792	-82.388732	71.31
12205	Point	10/5/2021	06:56:53	6:45 - 7:00	28.183524	-82.388846	71.41
12254	Point	10/5/2021	06:56:54	6:45 - 7:00	28.183255	-82.388959	71.44
12308	Point	10/5/2021	06:56:55	6:45 - 7:00	28.182985	-82.389075	71.5
12360	Point	10/5/2021	06:56:56	6:45 - 7:00	28.182715	-82.389186	71.54
12411	Point	10/5/2021	06:56:57	6:45 - 7:00	28.182444	-82.3893	71.74
12465	Point	10/5/2021	06:56:58	6:45 - 7:00	28.182174	-82.389415	71.4
12516	Point	10/5/2021	06:56:59	6:45 - 7:00	28.181904	-82.389527	71.25
12569	Point	10/5/2021	06:57:00	6:45 - 7:00	28.181637	-82.389642	71.27
12622	Point	10/5/2021	06:57:01	6:45 - 7:00	28.18137	-82.389759	71.58
12672	Point	10/5/2021	06:57:02	6:45 - 7:00	28.181099	-82.389872	71.87
12720	Point	10/5/2021	06:57:03	6:45 - 7:00	28.180827	-82.389988	72.08
12773	Point	10/5/2021	06:57:04	6:45 - 7:00	28.180555	-82.390103	72.3
12824	Point	10/5/2021	06:57:05	6:45 - 7:00	28.180279	-82.390219	72.59
12877	Point	10/5/2021	06:57:06	6:45 - 7:00	28.180008	-82.390335	72.66
12929	Point	10/5/2021	06:57:07	6:45 - 7:00	28.179733	-82.390452	72.74
12982	Point	10/5/2021	06:57:08	6:45 - 7:00	28.179461	-82.390565	72.06
13033	Point	10/5/2021	06:57:09	6:45 - 7:00	28.179192	-82.39068	71.46
13085	Point	10/5/2021	06:57:10	6:45 - 7:00	28.178921	-82.390794	71.22
13133	Point	10/5/2021	06:57:11	6:45 - 7:00	28.178652	-82.390907	71.02
13178	Point	10/5/2021	06:57:12	6:45 - 7:00	28.178383	-82.391022	70.87
13229	Point	10/5/2021	06:57:13	6:45 - 7:00	28.178117	-82.391137	70.69
13279	Point	10/5/2021	06:57:14	6:45 - 7:00	28.177852	-82.391248	70.4
13328	Point	10/5/2021	06:57:15	6:45 - 7:00	28.177587	-82.391362	70.18
13377	Point	10/5/2021	06:57:16	6:45 - 7:00	28.177317	-82.391476	70.55
13426	Point	10/5/2021	06:57:17	6:45 - 7:00	28.177046	-82.391591	71.15
13478	Point	10/5/2021	06:57:18	6:45 - 7:00	28.176774	-82.391707	71.65
13529	Point	10/5/2021	06:57:19	6:45 - 7:00	28.176504	-82.391824	72.08
13578	Point	10/5/2021	06:57:20	6:45 - 7:00	28.176229	-82.391941	72.56
13625	Point	10/5/2021	06:57:21	6:45 - 7:00	28.175954	-82.392061	73.01
13673	Point	10/5/2021	06:57:22	6:45 - 7:00	28.175677	-82.392186	73.44
13727	Point	10/5/2021	06:57:23	6:45 - 7:00	28.175397	-82.392307	73.77
13775	Point	10/5/2021	06:57:24	6:45 - 7:00	28.175118	-82.392423	73.59
13826	Point	10/5/2021	06:57:25	6:45 - 7:00	28.174839	-82.392542	73.73
13881	Point	10/5/2021	06:57:26	6:45 - 7:00	28.174559	-82.39266	74.11
13932	Point	10/5/2021	06:57:27	6:45 - 7:00	28.174279	-82.392777	74.18
13980	Point	10/5/2021	06:57:28	6:45 - 7:00	28.173997	-82.392894	74.21
14027	Point	10/5/2021	06:57:29	6:45 - 7:00	28.173716	-82.393012	74.14
14078	Point	10/5/2021	06:57:30	6:45 - 7:00	28.173434	-82.393129	74.07
14128	Point	10/5/2021	06:57:31	6:45 - 7:00	28.173152	-82.393247	73.91
14180	Point	10/5/2021	06:57:32	6:45 - 7:00	28.172873	-82.393369	73.85
14234	Point	10/5/2021	06:57:33	6:45 - 7:00	28.172594	-82.393484	73.59
14285	Point	10/5/2021	06:57:34	6:45 - 7:00	28.172315	-82.393598	73.41
14335	Point	10/5/2021	06:57:35	6:45 - 7:00	28.172037	-82.393712	73.32
14387	Point	10/5/2021	06:57:36	6:45 - 7:00	28.171756	-82.393827	73.43
14437	Point	10/5/2021	06:57:37	6:45 - 7:00	28.171479	-82.393941	73.34

DocuSign Envelope ID: 00F7F873-2213-453E-A7D6-7A719BA1E281

14489	Point	10/5/2021	06:57:38	6:45 - 7:00	28.171202	-82.394057	73.31
14539	Point	10/5/2021	06:57:39	6:45 - 7:00	28.170927	-82.394172	73.07
14594	Point	10/5/2021	06:57:40	6:45 - 7:00	28.170649	-82.394284	73.04
14646	Point	10/5/2021	06:57:41	6:45 - 7:00	28.170367	-82.39439	73.13
14699	Point	10/5/2021	06:57:42	6:45 - 7:00	28.170082	-82.394489	72.87
14749	Point	10/5/2021	06:57:43	6:45 - 7:00	28.169804	-82.394586	72.04
14799	Point	10/5/2021	06:57:44	6:45 - 7:00	28.169528	-82.394672	70.98
14849	Point	10/5/2021	06:57:45	6:45 - 7:00	28.169249	-82.394752	70.65
14900	Point	10/5/2021	06:57:46	6:45 - 7:00	28.168977	-82.394824	70.24
14947	Point	10/5/2021	06:57:47	6:45 - 7:00	28.168702	-82.39489	69.8
14995	Point	10/5/2021	06:57:48	6:45 - 7:00	28.16843	-82.394952	68.9
15044	Point	10/5/2021	06:57:49	6:45 - 7:00	28.168159	-82.395009	68.22
15091	Point	10/5/2021	06:57:50	6:45 - 7:00	28.16789	-82.395059	67.3
15136	Point	10/5/2021	06:57:51	6:45 - 7:00	28.167625	-82.395102	66.65
15182	Point	10/5/2021	06:57:52	6:45 - 7:00	28.167363	-82.395138	65.87
15229	Point	10/5/2021	06:57:53	6:45 - 7:00	28.167101	-82.395166	65.34
15273	Point	10/5/2021	06:57:54	6:45 - 7:00	28.166839	-82.39519	65.34
15318	Point	10/5/2021	06:57:55	6:45 - 7:00	28.16658	-82.395208	65.3
15363	Point	10/5/2021	06:57:56	6:45 - 7:00	28.166319	-82.395222	65.24
15407	Point	10/5/2021	06:57:57	6:45 - 7:00	28.16606	-82.395233	64.88
15453	Point	10/5/2021	06:57:58	6:45 - 7:00	28.165798	-82.39524	64.92
15499	Point	10/5/2021	06:57:59	6:45 - 7:00	28.165538	-82.395244	64.94
15546	Point	10/5/2021	06:58:00	6:45 - 7:00	28.165275	-82.395249	65.18
15592	Point	10/5/2021	06:58:01	6:45 - 7:00	28.165004	-82.395242	65.91
15638	Point	10/5/2021	06:58:02	6:45 - 7:00	28.164735	-82.395233	66.22
15685	Point	10/5/2021	06:58:03	6:45 - 7:00	28.164469	-82.395213	66.39
15735	Point	10/5/2021	06:58:04	6:45 - 7:00	28.164198	-82.39519	66.7
15778	Point	10/5/2021	06:58:05	6:45 - 7:00	28.163931	-82.395162	66.67
15826	Point	10/5/2021	06:58:06	6:45 - 7:00	28.163666	-82.39513	66.61
15874	Point	10/5/2021	06:58:07	6:45 - 7:00	28.163398	-82.395089	66.82
15917	Point	10/5/2021	06:58:08	6:45 - 7:00	28.16313	-82.395044	66.93
15965	Point	10/5/2021	06:58:09	6:45 - 7:00	28.162862	-82.394994	67.04
16014	Point	10/5/2021	06:58:10	6:45 - 7:00	28.162595	-82.394937	67.11
16063	Point	10/5/2021	06:58:11	6:45 - 7:00	28.162329	-82.394877	67.18
16109	Point	10/5/2021	06:58:12	6:45 - 7:00	28.162064	-82.394814	67.26
16155	Point	10/5/2021	06:58:13	6:45 - 7:00	28.161798	-82.394744	67.46
16204	Point	10/5/2021	06:58:14	6:45 - 7:00	28.161534	-82.394665	67.66
16253	Point	10/5/2021	06:58:15	6:45 - 7:00	28.16127	-82.394581	67.87
16305	Point	10/5/2021	06:58:16	6:45 - 7:00	28.161005	-82.394497	67.99
16354	Point	10/5/2021	06:58:17	6:45 - 7:00	28.160742	-82.394408	68.11
16398	Point	10/5/2021	06:58:18	6:45 - 7:00	28.160479	-82.394308	68.41
7143	Point	10/5/2021	07:05:57	7:00 - 7:15	28.209585	-82.375306	69.67
7189	Point	10/5/2021	07:05:58	7:00 - 7:15	28.209351	-82.375478	69.63
7241	Point	10/5/2021	07:05:59	7:00 - 7:15	28.209114	-82.375649	69.56
7292	Point	10/5/2021	07:06:00	7:00 - 7:15	28.208877	-82.37582	69.51
7340	Point	10/5/2021	07:06:01	7:00 - 7:15	28.208639	-82.375991	69.57
7392	Point	10/5/2021	07:06:02	7:00 - 7:15	28.208401	-82.376158	69.58

DocuSign Envelope ID: 00F7F873-2213-453E-A7D6-7A719BA1E281

7441	Point	10/5/2021	07:06:03	7:00 - 7:15	28.20816	-82.376321	69.54
7493	Point	10/5/2021	07:06:04	7:00 - 7:15	28.207919	-82.376483	69.53
7541	Point	10/5/2021	07:06:05	7:00 - 7:15	28.207677	-82.376644	69.54
7590	Point	10/5/2021	07:06:06	7:00 - 7:15	28.207436	-82.376804	69.49
7638	Point	10/5/2021	07:06:07	7:00 - 7:15	28.20719	-82.376962	69.7
7686	Point	10/5/2021	07:06:08	7:00 - 7:15	28.206945	-82.377119	69.85
7736	Point	10/5/2021	07:06:09	7:00 - 7:15	28.206697	-82.377272	69.91
7788	Point	10/5/2021	07:06:10	7:00 - 7:15	28.206449	-82.377428	70.02
7836	Point	10/5/2021	07:06:11	7:00 - 7:15	28.206201	-82.377575	69.85
7884	Point	10/5/2021	07:06:12	7:00 - 7:15	28.205954	-82.377724	69.77
7935	Point	10/5/2021	07:06:13	7:00 - 7:15	28.205706	-82.377874	69.74
7982	Point	10/5/2021	07:06:14	7:00 - 7:15	28.205458	-82.378022	69.63
8028	Point	10/5/2021	07:06:15	7:00 - 7:15	28.205209	-82.378171	69.69
8072	Point	10/5/2021	07:06:16	7:00 - 7:15	28.204963	-82.378317	69.45
8122	Point	10/5/2021	07:06:17	7:00 - 7:15	28.204711	-82.37846	69.46
8171	Point	10/5/2021	07:06:18	7:00 - 7:15	28.204461	-82.378605	69.39
8216	Point	10/5/2021	07:06:19	7:00 - 7:15	28.204213	-82.37875	69.26
8266	Point	10/5/2021	07:06:20	7:00 - 7:15	28.203965	-82.378893	69.06
8315	Point	10/5/2021	07:06:21	7:00 - 7:15	28.203719	-82.379037	68.86
8361	Point	10/5/2021	07:06:22	7:00 - 7:15	28.203472	-82.379182	68.67
8411	Point	10/5/2021	07:06:23	7:00 - 7:15	28.203229	-82.379323	68.39
8461	Point	10/5/2021	07:06:24	7:00 - 7:15	28.202984	-82.379467	68.41
8509	Point	10/5/2021	07:06:25	7:00 - 7:15	28.202735	-82.37961	68.72
8555	Point	10/5/2021	07:06:26	7:00 - 7:15	28.202486	-82.379753	68.88
8605	Point	10/5/2021	07:06:27	7:00 - 7:15	28.202239	-82.379897	69.09
8651	Point	10/5/2021	07:06:28	7:00 - 7:15	28.201989	-82.380041	69.33
8701	Point	10/5/2021	07:06:29	7:00 - 7:15	28.20174	-82.380187	69.62
8751	Point	10/5/2021	07:06:30	7:00 - 7:15	28.201487	-82.380332	69.94
8801	Point	10/5/2021	07:06:31	7:00 - 7:15	28.201235	-82.380478	70.17
8850	Point	10/5/2021	07:06:32	7:00 - 7:15	28.200984	-82.380622	70.33
8898	Point	10/5/2021	07:06:33	7:00 - 7:15	28.200731	-82.380769	70.59
8951	Point	10/5/2021	07:06:34	7:00 - 7:15	28.200476	-82.380917	70.8
9001	Point	10/5/2021	07:06:35	7:00 - 7:15	28.20022	-82.381063	70.93
9052	Point	10/5/2021	07:06:36	7:00 - 7:15	28.199964	-82.381212	70.84
9098	Point	10/5/2021	07:06:37	7:00 - 7:15	28.199715	-82.38136	70.32
9149	Point	10/5/2021	07:06:38	7:00 - 7:15	28.199463	-82.381506	69.61
9201	Point	10/5/2021	07:06:39	7:00 - 7:15	28.199216	-82.38165	68.63
9252	Point	10/5/2021	07:06:40	7:00 - 7:15	28.198972	-82.38179	67.62
9292	Point	10/5/2021	07:06:41	7:00 - 7:15	28.198731	-82.381928	66.63
9336	Point	10/5/2021	07:06:42	7:00 - 7:15	28.198491	-82.382062	66.36
9383	Point	10/5/2021	07:06:43	7:00 - 7:15	28.198254	-82.382198	66.16
9430	Point	10/5/2021	07:06:44	7:00 - 7:15	28.198017	-82.382332	66.09
9477	Point	10/5/2021	07:06:45	7:00 - 7:15	28.197779	-82.382469	66.18
9524	Point	10/5/2021	07:06:46	7:00 - 7:15	28.197542	-82.382611	66.45
9571	Point	10/5/2021	07:06:47	7:00 - 7:15	28.197304	-82.382747	66.46
9617	Point	10/5/2021	07:06:48	7:00 - 7:15	28.197063	-82.38288	66.25
9663	Point	10/5/2021	07:06:49	7:00 - 7:15	28.196823	-82.383012	66.11

DocuSign Envelope ID: 00F7F873-2213-453E-A7D6-7A719BA1E281

9704	Point	10/5/2021	07:06:50	7:00 - 7:15	28.196584	-82.383142	65.83
9752	Point	10/5/2021	07:06:51	7:00 - 7:15	28.196345	-82.383272	65.49
9798	Point	10/5/2021	07:06:52	7:00 - 7:15	28.196105	-82.383399	65.41
9840	Point	10/5/2021	07:06:53	7:00 - 7:15	28.195866	-82.383525	65.53
9887	Point	10/5/2021	07:06:54	7:00 - 7:15	28.195626	-82.383652	65.91
9934	Point	10/5/2021	07:06:55	7:00 - 7:15	28.195383	-82.383776	65.99
9978	Point	10/5/2021	07:06:56	7:00 - 7:15	28.195142	-82.383899	65.88
10024	Point	10/5/2021	07:06:57	7:00 - 7:15	28.1949	-82.384018	65.69
10069	Point	10/5/2021	07:06:58	7:00 - 7:15	28.194658	-82.384134	65.06
10115	Point	10/5/2021	07:06:59	7:00 - 7:15	28.194419	-82.384249	64.07
10162	Point	10/5/2021	07:07:00	7:00 - 7:15	28.194183	-82.38436	63.31
10202	Point	10/5/2021	07:07:01	7:00 - 7:15	28.193948	-82.384468	63.03
10249	Point	10/5/2021	07:07:02	7:00 - 7:15	28.193714	-82.384574	62.89
10288	Point	10/5/2021	07:07:03	7:00 - 7:15	28.193473	-82.38468	63.06
10332	Point	10/5/2021	07:07:04	7:00 - 7:15	28.193233	-82.384783	63.1
10377	Point	10/5/2021	07:07:05	7:00 - 7:15	28.192994	-82.384888	63.32
10422	Point	10/5/2021	07:07:06	7:00 - 7:15	28.192753	-82.384992	63.64
10468	Point	10/5/2021	07:07:07	7:00 - 7:15	28.192511	-82.385093	63.92
10514	Point	10/5/2021	07:07:08	7:00 - 7:15	28.192266	-82.385196	64.06
10559	Point	10/5/2021	07:07:09	7:00 - 7:15	28.192024	-82.385297	64.14
10605	Point	10/5/2021	07:07:10	7:00 - 7:15	28.191783	-82.385399	64.08
10651	Point	10/5/2021	07:07:11	7:00 - 7:15	28.19154	-82.385501	64.08
10696	Point	10/5/2021	07:07:12	7:00 - 7:15	28.191299	-82.385602	63.98
10739	Point	10/5/2021	07:07:13	7:00 - 7:15	28.191064	-82.385698	63.26
10787	Point	10/5/2021	07:07:14	7:00 - 7:15	28.190826	-82.385798	62.51
10831	Point	10/5/2021	07:07:15	7:00 - 7:15	28.190594	-82.385901	61.63
10878	Point	10/5/2021	07:07:16	7:00 - 7:15	28.190365	-82.386001	60.82
10920	Point	10/5/2021	07:07:17	7:00 - 7:15	28.19014	-82.386098	59.68
10964	Point	10/5/2021	07:07:18	7:00 - 7:15	28.189921	-82.386189	58.33
11005	Point	10/5/2021	07:07:19	7:00 - 7:15	28.189708	-82.38628	56.88
11051	Point	10/5/2021	07:07:20	7:00 - 7:15	28.189496	-82.386368	55.96
11091	Point	10/5/2021	07:07:21	7:00 - 7:15	28.189288	-82.386456	55.1
11131	Point	10/5/2021	07:07:22	7:00 - 7:15	28.189085	-82.386543	54.08
11168	Point	10/5/2021	07:07:23	7:00 - 7:15	28.188882	-82.386629	53.86
11212	Point	10/5/2021	07:07:24	7:00 - 7:15	28.188676	-82.386716	54.44
11250	Point	10/5/2021	07:07:25	7:00 - 7:15	28.188468	-82.386806	55.18
11294	Point	10/5/2021	07:07:26	7:00 - 7:15	28.188254	-82.386897	56.35
11338	Point	10/5/2021	07:07:27	7:00 - 7:15	28.188037	-82.38699	57.28
11382	Point	10/5/2021	07:07:28	7:00 - 7:15	28.187817	-82.387082	58.28
11422	Point	10/5/2021	07:07:29	7:00 - 7:15	28.187594	-82.387176	59.37
11469	Point	10/5/2021	07:07:30	7:00 - 7:15	28.187364	-82.387274	60.59
11515	Point	10/5/2021	07:07:31	7:00 - 7:15	28.187131	-82.387373	61.32
11562	Point	10/5/2021	07:07:32	7:00 - 7:15	28.186897	-82.387472	61.88
11604	Point	10/5/2021	07:07:33	7:00 - 7:15	28.186663	-82.387572	61.71
11646	Point	10/5/2021	07:07:34	7:00 - 7:15	28.186436	-82.387668	60.04
11683	Point	10/5/2021	07:07:35	7:00 - 7:15	28.186215	-82.387761	58.78
11731	Point	10/5/2021	07:07:36	7:00 - 7:15	28.185994	-82.387854	58.62

DocuSign Envelope ID: 00F7F873-2213-453E-A7D6-7A719BA1E281

11772	Point	10/5/2021	07:07:37	7:00 - 7:15	28.185768	-82.38795	59.56
11818	Point	10/5/2021	07:07:38	7:00 - 7:15	28.185539	-82.388047	60.66
11862	Point	10/5/2021	07:07:39	7:00 - 7:15	28.185307	-82.388145	61.47
11910	Point	10/5/2021	07:07:40	7:00 - 7:15	28.18507	-82.388245	62.48
11957	Point	10/5/2021	07:07:41	7:00 - 7:15	28.184829	-82.388345	63.2
12002	Point	10/5/2021	07:07:42	7:00 - 7:15	28.184591	-82.388447	63.82
12045	Point	10/5/2021	07:07:43	7:00 - 7:15	28.184349	-82.38855	64.4
12093	Point	10/5/2021	07:07:44	7:00 - 7:15	28.184105	-82.388653	64.85
12139	Point	10/5/2021	07:07:45	7:00 - 7:15	28.183856	-82.388759	65.58
12188	Point	10/5/2021	07:07:46	7:00 - 7:15	28.183607	-82.388863	65.87
12236	Point	10/5/2021	07:07:47	7:00 - 7:15	28.183353	-82.38897	66.19
12285	Point	10/5/2021	07:07:48	7:00 - 7:15	28.183102	-82.389073	66.39
12337	Point	10/5/2021	07:07:49	7:00 - 7:15	28.182849	-82.389178	66.59
12387	Point	10/5/2021	07:07:50	7:00 - 7:15	28.182597	-82.389284	66.43
12430	Point	10/5/2021	07:07:51	7:00 - 7:15	28.182346	-82.389389	66.42
12475	Point	10/5/2021	07:07:52	7:00 - 7:15	28.182095	-82.389496	66.59
12525	Point	10/5/2021	07:07:53	7:00 - 7:15	28.181843	-82.389602	66.79
12576	Point	10/5/2021	07:07:54	7:00 - 7:15	28.181589	-82.389712	67.09
12627	Point	10/5/2021	07:07:55	7:00 - 7:15	28.181335	-82.389821	67.34
12674	Point	10/5/2021	07:07:56	7:00 - 7:15	28.18108	-82.38993	67.54
12722	Point	10/5/2021	07:07:57	7:00 - 7:15	28.180824	-82.39004	67.7
12770	Point	10/5/2021	07:07:58	7:00 - 7:15	28.180567	-82.39015	67.85
12820	Point	10/5/2021	07:07:59	7:00 - 7:15	28.180311	-82.39026	67.93
12868	Point	10/5/2021	07:08:00	7:00 - 7:15	28.180053	-82.390368	67.94
12917	Point	10/5/2021	07:08:01	7:00 - 7:15	28.179797	-82.39048	68
12963	Point	10/5/2021	07:08:02	7:00 - 7:15	28.179539	-82.390587	68.09
13011	Point	10/5/2021	07:08:03	7:00 - 7:15	28.179285	-82.390696	68.09
13062	Point	10/5/2021	07:08:04	7:00 - 7:15	28.179027	-82.390805	68.09
13111	Point	10/5/2021	07:08:05	7:00 - 7:15	28.17877	-82.390915	67.91
13157	Point	10/5/2021	07:08:06	7:00 - 7:15	28.178516	-82.391023	67.68
13203	Point	10/5/2021	07:08:07	7:00 - 7:15	28.178262	-82.391133	67.52
13253	Point	10/5/2021	07:08:08	7:00 - 7:15	28.178008	-82.391243	67.59
13296	Point	10/5/2021	07:08:09	7:00 - 7:15	28.177753	-82.39135	67.59
13342	Point	10/5/2021	07:08:10	7:00 - 7:15	28.177494	-82.391459	67.88
13390	Point	10/5/2021	07:08:11	7:00 - 7:15	28.177237	-82.391569	68
13440	Point	10/5/2021	07:08:12	7:00 - 7:15	28.176978	-82.39168	68.35
13487	Point	10/5/2021	07:08:13	7:00 - 7:15	28.176718	-82.391789	68.87
13534	Point	10/5/2021	07:08:14	7:00 - 7:15	28.176458	-82.391895	69.11
13581	Point	10/5/2021	07:08:15	7:00 - 7:15	28.176194	-82.392009	69.38
13629	Point	10/5/2021	07:08:16	7:00 - 7:15	28.175931	-82.392124	69.58
13676	Point	10/5/2021	07:08:17	7:00 - 7:15	28.175666	-82.392238	69.77
13725	Point	10/5/2021	07:08:18	7:00 - 7:15	28.175401	-82.39235	69.96
13773	Point	10/5/2021	07:08:19	7:00 - 7:15	28.175135	-82.39246	70.2
13821	Point	10/5/2021	07:08:20	7:00 - 7:15	28.174868	-82.392569	70.4
13866	Point	10/5/2021	07:08:21	7:00 - 7:15	28.174599	-82.392683	70.65
13913	Point	10/5/2021	07:08:22	7:00 - 7:15	28.174332	-82.392797	70.79
13960	Point	10/5/2021	07:08:23	7:00 - 7:15	28.174064	-82.392908	70.94

DocuSign Envelope ID: 00F7F873-2213-453E-A7D6-7A719BA1E281

14010	Point	10/5/2021	07:08:24	7:00 - 7:15	28.173798	-82.393023	70.98
14060	Point	10/5/2021	07:08:25	7:00 - 7:15	28.173529	-82.393137	71.09
14109	Point	10/5/2021	07:08:26	7:00 - 7:15	28.17326	-82.393252	71.18
14157	Point	10/5/2021	07:08:27	7:00 - 7:15	28.172989	-82.393364	71.17
14206	Point	10/5/2021	07:08:28	7:00 - 7:15	28.172723	-82.393475	70.53
14256	Point	10/5/2021	07:08:29	7:00 - 7:15	28.172457	-82.393582	70.01
14304	Point	10/5/2021	07:08:30	7:00 - 7:15	28.172193	-82.393689	69.6
14351	Point	10/5/2021	07:08:31	7:00 - 7:15	28.17193	-82.393798	69.12
14400	Point	10/5/2021	07:08:32	7:00 - 7:15	28.171672	-82.393907	68.39
14449	Point	10/5/2021	07:08:33	7:00 - 7:15	28.171414	-82.394013	67.77
14496	Point	10/5/2021	07:08:34	7:00 - 7:15	28.171164	-82.394119	66.66
14544	Point	10/5/2021	07:08:35	7:00 - 7:15	28.170915	-82.394222	65.73
14590	Point	10/5/2021	07:08:36	7:00 - 7:15	28.170668	-82.394318	65.21
14635	Point	10/5/2021	07:08:37	7:00 - 7:15	28.170417	-82.394408	64.93
14682	Point	10/5/2021	07:08:38	7:00 - 7:15	28.170163	-82.394492	65.15
14725	Point	10/5/2021	07:08:39	7:00 - 7:15	28.169908	-82.394573	65.75
14772	Point	10/5/2021	07:08:40	7:00 - 7:15	28.169647	-82.394649	66.45
14822	Point	10/5/2021	07:08:41	7:00 - 7:15	28.169387	-82.394722	67
14870	Point	10/5/2021	07:08:42	7:00 - 7:15	28.169123	-82.394794	67.32
14915	Point	10/5/2021	07:08:43	7:00 - 7:15	28.168856	-82.39486	67.74
14963	Point	10/5/2021	07:08:44	7:00 - 7:15	28.168588	-82.394927	68.22
15011	Point	10/5/2021	07:08:45	7:00 - 7:15	28.168318	-82.394983	68.79
15060	Point	10/5/2021	07:08:46	7:00 - 7:15	28.168043	-82.395039	69.53
15110	Point	10/5/2021	07:08:47	7:00 - 7:15	28.167765	-82.395086	69.86
15161	Point	10/5/2021	07:08:48	7:00 - 7:15	28.167483	-82.395127	70.23
15210	Point	10/5/2021	07:08:49	7:00 - 7:15	28.167201	-82.395161	70.42
15260	Point	10/5/2021	07:08:50	7:00 - 7:15	28.16692	-82.395187	70.26
15306	Point	10/5/2021	07:08:51	7:00 - 7:15	28.166635	-82.395209	70.48
15356	Point	10/5/2021	07:08:52	7:00 - 7:15	28.166352	-82.395223	70.44
15405	Point	10/5/2021	07:08:53	7:00 - 7:15	28.166069	-82.395239	70.43
15455	Point	10/5/2021	07:08:54	7:00 - 7:15	28.165786	-82.395251	70.4
15505	Point	10/5/2021	07:08:55	7:00 - 7:15	28.165505	-82.395256	70.23
15551	Point	10/5/2021	07:08:56	7:00 - 7:15	28.165225	-82.395257	69.97
15604	Point	10/5/2021	07:08:57	7:00 - 7:15	28.164942	-82.395249	69.92
15652	Point	10/5/2021	07:08:58	7:00 - 7:15	28.164666	-82.395237	69.51
15700	Point	10/5/2021	07:08:59	7:00 - 7:15	28.164386	-82.395215	69.52
15750	Point	10/5/2021	07:09:00	7:00 - 7:15	28.164108	-82.395187	69.62
15799	Point	10/5/2021	07:09:01	7:00 - 7:15	28.163825	-82.395156	70.05
15849	Point	10/5/2021	07:09:02	7:00 - 7:15	28.163544	-82.395119	70.45
15899	Point	10/5/2021	07:09:03	7:00 - 7:15	28.163263	-82.395075	70.8
15947	Point	10/5/2021	07:09:04	7:00 - 7:15	28.162978	-82.395027	71.08
15995	Point	10/5/2021	07:09:05	7:00 - 7:15	28.162692	-82.394973	71.34
16043	Point	10/5/2021	07:09:06	7:00 - 7:15	28.162409	-82.39491	71.55
16098	Point	10/5/2021	07:09:07	7:00 - 7:15	28.16213	-82.394842	71.54
16150	Point	10/5/2021	07:09:08	7:00 - 7:15	28.161852	-82.39477	71.62
16200	Point	10/5/2021	07:09:09	7:00 - 7:15	28.161573	-82.394689	71.77
16250	Point	10/5/2021	07:09:10	7:00 - 7:15	28.161296	-82.394604	71.74

DocuSign Envelope ID: 00F7F873-2213-453E-A7D6-7A719BA1E281

16301	Point	10/5/2021	07:09:11	7:00 - 7:15	28.161016	-82.394514	71.64
16355	Point	10/5/2021	07:09:12	7:00 - 7:15	28.16074	-82.394416	71.62
16402	Point	10/5/2021	07:09:13	7:00 - 7:15	28.160464	-82.394319	71.77
7131	Point	10/5/2021	07:11:30	7:00 - 7:15	28.209655	-82.375268	60.06
7177	Point	10/5/2021	07:11:31	7:00 - 7:15	28.209455	-82.375424	60.48
7221	Point	10/5/2021	07:11:32	7:00 - 7:15	28.209251	-82.375572	60.84
7261	Point	10/5/2021	07:11:33	7:00 - 7:15	28.209044	-82.375727	61.39
7303	Point	10/5/2021	07:11:34	7:00 - 7:15	28.208834	-82.37588	61.85
7346	Point	10/5/2021	07:11:35	7:00 - 7:15	28.208617	-82.376032	62.39
7393	Point	10/5/2021	07:11:36	7:00 - 7:15	28.2084	-82.376175	62.76
7436	Point	10/5/2021	07:11:37	7:00 - 7:15	28.208183	-82.376316	63.06
7484	Point	10/5/2021	07:11:38	7:00 - 7:15	28.207965	-82.376464	63.37
7528	Point	10/5/2021	07:11:39	7:00 - 7:15	28.207746	-82.37661	62.64
7570	Point	10/5/2021	07:11:40	7:00 - 7:15	28.207533	-82.376754	61.95
7610	Point	10/5/2021	07:11:41	7:00 - 7:15	28.207321	-82.376896	61.6
7652	Point	10/5/2021	07:11:42	7:00 - 7:15	28.20711	-82.377036	61.53
7696	Point	10/5/2021	07:11:43	7:00 - 7:15	28.206899	-82.377173	61.38
7739	Point	10/5/2021	07:11:44	7:00 - 7:15	28.206681	-82.377309	61.4
7784	Point	10/5/2021	07:11:45	7:00 - 7:15	28.206464	-82.377448	61.45
7829	Point	10/5/2021	07:11:46	7:00 - 7:15	28.206247	-82.377584	61.35
7867	Point	10/5/2021	07:11:47	7:00 - 7:15	28.206032	-82.377717	60.87
7906	Point	10/5/2021	07:11:48	7:00 - 7:15	28.205814	-82.377848	61.05
7949	Point	10/5/2021	07:11:49	7:00 - 7:15	28.205595	-82.377977	61.19
7995	Point	10/5/2021	07:11:50	7:00 - 7:15	28.205375	-82.37811	61.34
8042	Point	10/5/2021	07:11:51	7:00 - 7:15	28.205152	-82.378238	61.5
8085	Point	10/5/2021	07:11:52	7:00 - 7:15	28.20493	-82.378366	61.4
8124	Point	10/5/2021	07:11:53	7:00 - 7:15	28.204709	-82.378491	61.41
8162	Point	10/5/2021	07:11:54	7:00 - 7:15	28.204485	-82.378619	61.57
8205	Point	10/5/2021	07:11:55	7:00 - 7:15	28.204264	-82.378747	61.53
8248	Point	10/5/2021	07:11:56	7:00 - 7:15	28.204042	-82.378876	61.62
8296	Point	10/5/2021	07:11:57	7:00 - 7:15	28.20382	-82.379004	61.62
8341	Point	10/5/2021	07:11:58	7:00 - 7:15	28.203599	-82.379131	61.59
8383	Point	10/5/2021	07:11:59	7:00 - 7:15	28.203377	-82.379261	61.57
8427	Point	10/5/2021	07:12:00	7:00 - 7:15	28.203151	-82.379388	61.64
8473	Point	10/5/2021	07:12:01	7:00 - 7:15	28.202925	-82.379517	61.66
8513	Point	10/5/2021	07:12:02	7:00 - 7:15	28.202704	-82.379646	61.61
8556	Point	10/5/2021	07:12:03	7:00 - 7:15	28.202486	-82.379773	61.58
8600	Point	10/5/2021	07:12:04	7:00 - 7:15	28.202267	-82.379899	61.85
8643	Point	10/5/2021	07:12:05	7:00 - 7:15	28.20204	-82.38003	62.36
8691	Point	10/5/2021	07:12:06	7:00 - 7:15	28.201817	-82.380158	62.74
8732	Point	10/5/2021	07:12:07	7:00 - 7:15	28.201595	-82.380287	62.29
8776	Point	10/5/2021	07:12:08	7:00 - 7:15	28.201369	-82.380417	62.38
8816	Point	10/5/2021	07:12:09	7:00 - 7:15	28.201143	-82.380546	62.4
8862	Point	10/5/2021	07:12:10	7:00 - 7:15	28.200918	-82.380675	62.37
8911	Point	10/5/2021	07:12:11	7:00 - 7:15	28.200691	-82.380801	62.3
8954	Point	10/5/2021	07:12:12	7:00 - 7:15	28.200466	-82.380929	62.32
8996	Point	10/5/2021	07:12:13	7:00 - 7:15	28.200242	-82.38106	62.32

DocuSign Envelope ID: 00F7F873-2213-453E-A7D6-7A719BA1E281

9041	Point	10/5/2021	07:12:14	7:00 - 7:15	28.200015	-82.381196	62.49
9086	Point	10/5/2021	07:12:15	7:00 - 7:15	28.199789	-82.381333	62.58
9132	Point	10/5/2021	07:12:16	7:00 - 7:15	28.199566	-82.381467	62.4
9171	Point	10/5/2021	07:12:17	7:00 - 7:15	28.199345	-82.381597	61.64
9217	Point	10/5/2021	07:12:18	7:00 - 7:15	28.199125	-82.381727	61.04
9259	Point	10/5/2021	07:12:19	7:00 - 7:15	28.198907	-82.381855	60.67
9304	Point	10/5/2021	07:12:20	7:00 - 7:15	28.198688	-82.381982	60.78
9342	Point	10/5/2021	07:12:21	7:00 - 7:15	28.198468	-82.382111	60.76
9385	Point	10/5/2021	07:12:22	7:00 - 7:15	28.198249	-82.382238	60.25
9427	Point	10/5/2021	07:12:23	7:00 - 7:15	28.198031	-82.382358	59.51
9469	Point	10/5/2021	07:12:24	7:00 - 7:15	28.197816	-82.382479	59.51
9513	Point	10/5/2021	07:12:25	7:00 - 7:15	28.197599	-82.382597	59.64
9550	Point	10/5/2021	07:12:26	7:00 - 7:15	28.197384	-82.382716	59.85
9593	Point	10/5/2021	07:12:27	7:00 - 7:15	28.197166	-82.38284	60.63
9641	Point	10/5/2021	07:12:28	7:00 - 7:15	28.196942	-82.382961	61.57
9685	Point	10/5/2021	07:12:29	7:00 - 7:15	28.196715	-82.383081	62.53
9727	Point	10/5/2021	07:12:30	7:00 - 7:15	28.196487	-82.383202	63.26
9770	Point	10/5/2021	07:12:31	7:00 - 7:15	28.196254	-82.383327	64.13
9814	Point	10/5/2021	07:12:32	7:00 - 7:15	28.196019	-82.383449	64.52
9860	Point	10/5/2021	07:12:33	7:00 - 7:15	28.195787	-82.383567	63.83
9901	Point	10/5/2021	07:12:34	7:00 - 7:15	28.195558	-82.383682	63.29
9943	Point	10/5/2021	07:12:35	7:00 - 7:15	28.195329	-82.383797	63.39
9986	Point	10/5/2021	07:12:36	7:00 - 7:15	28.1951	-82.383907	63.48
10032	Point	10/5/2021	07:12:37	7:00 - 7:15	28.194868	-82.384019	63.61
10075	Point	10/5/2021	07:12:38	7:00 - 7:15	28.194633	-82.384131	63.78
10118	Point	10/5/2021	07:12:39	7:00 - 7:15	28.194397	-82.384236	63.91
10164	Point	10/5/2021	07:12:40	7:00 - 7:15	28.194158	-82.384343	64.14
10210	Point	10/5/2021	07:12:41	7:00 - 7:15	28.193916	-82.384445	64.36
10253	Point	10/5/2021	07:12:42	7:00 - 7:15	28.193674	-82.384546	64.81
10300	Point	10/5/2021	07:12:43	7:00 - 7:15	28.193434	-82.384658	65.22
10341	Point	10/5/2021	07:12:44	7:00 - 7:15	28.1932	-82.38477	64.49
10384	Point	10/5/2021	07:12:45	7:00 - 7:15	28.192963	-82.384876	64.44
10429	Point	10/5/2021	07:12:46	7:00 - 7:15	28.192724	-82.384981	64.5
10475	Point	10/5/2021	07:12:47	7:00 - 7:15	28.192483	-82.385085	64.77
10521	Point	10/5/2021	07:12:48	7:00 - 7:15	28.192239	-82.385192	65.01
10565	Point	10/5/2021	07:12:49	7:00 - 7:15	28.191998	-82.385296	65.01
10608	Point	10/5/2021	07:12:50	7:00 - 7:15	28.191761	-82.385392	64.06
10656	Point	10/5/2021	07:12:51	7:00 - 7:15	28.191522	-82.385488	63.62
10699	Point	10/5/2021	07:12:52	7:00 - 7:15	28.191288	-82.38559	63.32
10744	Point	10/5/2021	07:12:53	7:00 - 7:15	28.191051	-82.385693	63.32
10792	Point	10/5/2021	07:12:54	7:00 - 7:15	28.190811	-82.385797	63.39
10841	Point	10/5/2021	07:12:55	7:00 - 7:15	28.190574	-82.385901	63.1
10883	Point	10/5/2021	07:12:56	7:00 - 7:15	28.190339	-82.385998	62.88
10931	Point	10/5/2021	07:12:57	7:00 - 7:15	28.190101	-82.386099	63.03
10973	Point	10/5/2021	07:12:58	7:00 - 7:15	28.189863	-82.386201	63.29
11022	Point	10/5/2021	07:12:59	7:00 - 7:15	28.18962	-82.386303	63.81
11070	Point	10/5/2021	07:13:00	7:00 - 7:15	28.189374	-82.386407	64.37

DocuSign Envelope ID: 00F7F873-2213-453E-A7D6-7A719BA1E281

11115	Point	10/5/2021	07:13:01	7:00 - 7:15	28.18913	-82.386513	64.69
11167	Point	10/5/2021	07:13:02	7:00 - 7:15	28.188884	-82.386616	65.03
11219	Point	10/5/2021	07:13:03	7:00 - 7:15	28.188636	-82.386724	65.33
11270	Point	10/5/2021	07:13:04	7:00 - 7:15	28.18839	-82.386827	65.04
11314	Point	10/5/2021	07:13:05	7:00 - 7:15	28.188142	-82.386929	65.11
11364	Point	10/5/2021	07:13:06	7:00 - 7:15	28.1879	-82.387031	65.24
11412	Point	10/5/2021	07:13:07	7:00 - 7:15	28.187657	-82.387133	65.32
11458	Point	10/5/2021	07:13:08	7:00 - 7:15	28.187411	-82.387236	65.42
11507	Point	10/5/2021	07:13:09	7:00 - 7:15	28.18717	-82.38734	65.16
11553	Point	10/5/2021	07:13:10	7:00 - 7:15	28.186928	-82.387441	65.11
11600	Point	10/5/2021	07:13:11	7:00 - 7:15	28.186687	-82.387544	64.7
11643	Point	10/5/2021	07:13:12	7:00 - 7:15	28.186443	-82.387649	64.68
11687	Point	10/5/2021	07:13:13	7:00 - 7:15	28.186198	-82.387751	64.72
11735	Point	10/5/2021	07:13:14	7:00 - 7:15	28.185955	-82.387849	64.73
11784	Point	10/5/2021	07:13:15	7:00 - 7:15	28.185711	-82.38795	64.73
11829	Point	10/5/2021	07:13:16	7:00 - 7:15	28.185468	-82.388052	64.76
11877	Point	10/5/2021	07:13:17	7:00 - 7:15	28.185223	-82.388154	64.52
11923	Point	10/5/2021	07:13:18	7:00 - 7:15	28.18498	-82.388254	64.42
11969	Point	10/5/2021	07:13:19	7:00 - 7:15	28.184739	-82.388355	63.88
12016	Point	10/5/2021	07:13:20	7:00 - 7:15	28.1845	-82.388452	63.43
12065	Point	10/5/2021	07:13:21	7:00 - 7:15	28.184261	-82.38855	63.45
12112	Point	10/5/2021	07:13:22	7:00 - 7:15	28.184021	-82.388651	63.75
12156	Point	10/5/2021	07:13:23	7:00 - 7:15	28.183783	-82.388754	64.13
12200	Point	10/5/2021	07:13:24	7:00 - 7:15	28.183544	-82.388855	64.39
12247	Point	10/5/2021	07:13:25	7:00 - 7:15	28.183302	-82.388957	64.53
12294	Point	10/5/2021	07:13:26	7:00 - 7:15	28.18306	-82.389064	64.66
12342	Point	10/5/2021	07:13:27	7:00 - 7:15	28.182819	-82.389168	64.84
12391	Point	10/5/2021	07:13:28	7:00 - 7:15	28.182578	-82.389272	64.19
12434	Point	10/5/2021	07:13:29	7:00 - 7:15	28.182341	-82.389377	63.55
12474	Point	10/5/2021	07:13:30	7:00 - 7:15	28.182102	-82.389478	63.37
12521	Point	10/5/2021	07:13:31	7:00 - 7:15	28.181866	-82.38958	63.42
12571	Point	10/5/2021	07:13:32	7:00 - 7:15	28.181626	-82.389681	63.12
12619	Point	10/5/2021	07:13:33	7:00 - 7:15	28.181391	-82.389785	63.11
12659	Point	10/5/2021	07:13:34	7:00 - 7:15	28.181155	-82.389888	63.12
12706	Point	10/5/2021	07:13:35	7:00 - 7:15	28.180916	-82.389989	63.26
12750	Point	10/5/2021	07:13:36	7:00 - 7:15	28.180676	-82.390092	63.56
12797	Point	10/5/2021	07:13:37	7:00 - 7:15	28.180434	-82.390196	63.28
12841	Point	10/5/2021	07:13:38	7:00 - 7:15	28.180196	-82.390299	63.05
12887	Point	10/5/2021	07:13:39	7:00 - 7:15	28.179962	-82.390398	62.85
12933	Point	10/5/2021	07:13:40	7:00 - 7:15	28.179724	-82.390498	62.78
12976	Point	10/5/2021	07:13:41	7:00 - 7:15	28.179489	-82.390599	62.7
13018	Point	10/5/2021	07:13:42	7:00 - 7:15	28.179253	-82.390697	62.37
13064	Point	10/5/2021	07:13:43	7:00 - 7:15	28.179016	-82.390797	62.26
7154	Point	10/5/2021	07:13:44	7:00 - 7:15	28.209552	-82.37527	74.99
13107	Point	10/5/2021	07:13:44	7:00 - 7:15	28.17878	-82.3909	62.47
7205	Point	10/5/2021	07:13:45	7:00 - 7:15	28.209304	-82.375456	74.17
13151	Point	10/5/2021	07:13:45	7:00 - 7:15	28.178545	-82.391001	62.02

DocuSign Envelope ID: 00F7F873-2213-453E-A7D6-7A719BA1E281

7258	Point	10/5/2021	07:13:46	7:00 - 7:15	28.209055	-82.375639	73.59
13196	Point	10/5/2021	07:13:46	7:00 - 7:15	28.178313	-82.3911	61.23
7314	Point	10/5/2021	07:13:47	7:00 - 7:15	28.208804	-82.375817	73.26
13236	Point	10/5/2021	07:13:47	7:00 - 7:15	28.178083	-82.391198	60.91
7366	Point	10/5/2021	07:13:48	7:00 - 7:15	28.208554	-82.375994	73.03
13280	Point	10/5/2021	07:13:48	7:00 - 7:15	28.177849	-82.391297	61.19
7415	Point	10/5/2021	07:13:49	7:00 - 7:15	28.208305	-82.37617	73.05
13323	Point	10/5/2021	07:13:49	7:00 - 7:15	28.177619	-82.391397	61.33
7466	Point	10/5/2021	07:13:50	7:00 - 7:15	28.208051	-82.376343	73.12
13371	Point	10/5/2021	07:13:50	7:00 - 7:15	28.177382	-82.391496	61.52
7514	Point	10/5/2021	07:13:51	7:00 - 7:15	28.207799	-82.376517	73.1
13414	Point	10/5/2021	07:13:51	7:00 - 7:15	28.177149	-82.391592	61.43
7564	Point	10/5/2021	07:13:52	7:00 - 7:15	28.207545	-82.376687	72.97
13450	Point	10/5/2021	07:13:52	7:00 - 7:15	28.176917	-82.391694	61.62
7618	Point	10/5/2021	07:13:53	7:00 - 7:15	28.207292	-82.376855	72.84
13492	Point	10/5/2021	07:13:53	7:00 - 7:15	28.17668	-82.391794	62.05
7670	Point	10/5/2021	07:13:54	7:00 - 7:15	28.207034	-82.37702	72.92
13537	Point	10/5/2021	07:13:54	7:00 - 7:15	28.176446	-82.391898	62.55
7721	Point	10/5/2021	07:13:55	7:00 - 7:15	28.206779	-82.377183	72.74
13580	Point	10/5/2021	07:13:55	7:00 - 7:15	28.176208	-82.391995	62.93
7772	Point	10/5/2021	07:13:56	7:00 - 7:15	28.20652	-82.377344	72.65
13622	Point	10/5/2021	07:13:56	7:00 - 7:15	28.175972	-82.3921	62.62
7824	Point	10/5/2021	07:13:57	7:00 - 7:15	28.206263	-82.377502	72.9
13668	Point	10/5/2021	07:13:57	7:00 - 7:15	28.175743	-82.392212	62.16
7877	Point	10/5/2021	07:13:58	7:00 - 7:15	28.206004	-82.377665	73.66
13707	Point	10/5/2021	07:13:58	7:00 - 7:15	28.175512	-82.39232	62.31
7926	Point	10/5/2021	07:13:59	7:00 - 7:15	28.205741	-82.377826	74.26
13749	Point	10/5/2021	07:13:59	7:00 - 7:15	28.175273	-82.392422	62.65
7978	Point	10/5/2021	07:14:00	7:00 - 7:15	28.205474	-82.377985	75.13
13792	Point	10/5/2021	07:14:00	7:00 - 7:15	28.175035	-82.392524	63.28
8029	Point	10/5/2021	07:14:01	7:00 - 7:15	28.205205	-82.378143	75.74
13838	Point	10/5/2021	07:14:01	7:00 - 7:15	28.174788	-82.392621	64.02
8083	Point	10/5/2021	07:14:02	7:00 - 7:15	28.204933	-82.378301	76.32
13884	Point	10/5/2021	07:14:02	7:00 - 7:15	28.174542	-82.392712	64.54
8135	Point	10/5/2021	07:14:03	7:00 - 7:15	28.204661	-82.378461	76.28
13925	Point	10/5/2021	07:14:03	7:00 - 7:15	28.174295	-82.392806	64.88
8191	Point	10/5/2021	07:14:04	7:00 - 7:15	28.204383	-82.378616	76.19
13964	Point	10/5/2021	07:14:04	7:00 - 7:15	28.174049	-82.392903	65.1
8241	Point	10/5/2021	07:14:05	7:00 - 7:15	28.204111	-82.378774	75.82
14009	Point	10/5/2021	07:14:05	7:00 - 7:15	28.173801	-82.393005	65.25
8294	Point	10/5/2021	07:14:06	7:00 - 7:15	28.20384	-82.37893	75.57
14054	Point	10/5/2021	07:14:06	7:00 - 7:15	28.173555	-82.393102	65.09
8349	Point	10/5/2021	07:14:07	7:00 - 7:15	28.203572	-82.379085	75.23
14099	Point	10/5/2021	07:14:07	7:00 - 7:15	28.173308	-82.393202	64.96
8398	Point	10/5/2021	07:14:08	7:00 - 7:15	28.203305	-82.37924	74.83
14146	Point	10/5/2021	07:14:08	7:00 - 7:15	28.17306	-82.393303	65.08
8450	Point	10/5/2021	07:14:09	7:00 - 7:15	28.203036	-82.379393	74.53

DocuSign Envelope ID: 00F7F873-2213-453E-A7D6-7A719BA1E281

14193	Point	10/5/2021	07:14:09	7:00 - 7:15	28.172813	-82.393403	65.11
8500	Point	10/5/2021	07:14:10	7:00 - 7:15	28.202778	-82.379543	71.95
14238	Point	10/5/2021	07:14:10	7:00 - 7:15	28.172566	-82.393502	65.12
8547	Point	10/5/2021	07:14:11	7:00 - 7:15	28.202528	-82.379686	69.54
14283	Point	10/5/2021	07:14:11	7:00 - 7:15	28.17232	-82.3936	64.72
8592	Point	10/5/2021	07:14:12	7:00 - 7:15	28.202284	-82.379826	68.15
14327	Point	10/5/2021	07:14:12	7:00 - 7:15	28.172074	-82.393702	64.57
8642	Point	10/5/2021	07:14:13	7:00 - 7:15	28.202043	-82.379966	67.28
14372	Point	10/5/2021	07:14:13	7:00 - 7:15	28.17183	-82.393805	64.56
8693	Point	10/5/2021	07:14:14	7:00 - 7:15	28.201804	-82.380105	66.8
14418	Point	10/5/2021	07:14:14	7:00 - 7:15	28.171586	-82.393906	64.51
8739	Point	10/5/2021	07:14:15	7:00 - 7:15	28.201567	-82.380243	66.39
14465	Point	10/5/2021	07:14:15	7:00 - 7:15	28.17134	-82.394008	64.4
8785	Point	10/5/2021	07:14:16	7:00 - 7:15	28.201333	-82.380378	65.24
14508	Point	10/5/2021	07:14:16	7:00 - 7:15	28.171095	-82.394108	64.12
8828	Point	10/5/2021	07:14:17	7:00 - 7:15	28.201105	-82.380512	63.19
14555	Point	10/5/2021	07:14:17	7:00 - 7:15	28.170852	-82.394201	63.86
8869	Point	10/5/2021	07:14:18	7:00 - 7:15	28.200887	-82.380646	62.14
14601	Point	10/5/2021	07:14:18	7:00 - 7:15	28.170609	-82.394291	64.02
8913	Point	10/5/2021	07:14:19	7:00 - 7:15	28.200661	-82.380769	61.9
14647	Point	10/5/2021	07:14:19	7:00 - 7:15	28.170364	-82.394387	64.46
8960	Point	10/5/2021	07:14:20	7:00 - 7:15	28.200435	-82.380892	62.15
14692	Point	10/5/2021	07:14:20	7:00 - 7:15	28.170112	-82.394475	64.88
9005	Point	10/5/2021	07:14:21	7:00 - 7:15	28.200211	-82.381016	61.7
14740	Point	10/5/2021	07:14:21	7:00 - 7:15	28.169856	-82.394562	65.4
9045	Point	10/5/2021	07:14:22	7:00 - 7:15	28.199991	-82.381143	60.6
14786	Point	10/5/2021	07:14:22	7:00 - 7:15	28.1696	-82.394643	65.64
9087	Point	10/5/2021	07:14:23	7:00 - 7:15	28.199787	-82.38126	55.6
14832	Point	10/5/2021	07:14:23	7:00 - 7:15	28.169338	-82.394717	65.88
9124	Point	10/5/2021	07:14:24	7:00 - 7:15	28.199599	-82.381371	52.64
14880	Point	10/5/2021	07:14:24	7:00 - 7:15	28.169077	-82.394792	66.04
9157	Point	10/5/2021	07:14:25	7:00 - 7:15	28.199418	-82.381477	50.73
14925	Point	10/5/2021	07:14:25	7:00 - 7:15	28.168817	-82.394847	66
9194	Point	10/5/2021	07:14:26	7:00 - 7:15	28.19924	-82.381582	50.54
14971	Point	10/5/2021	07:14:26	7:00 - 7:15	28.168554	-82.394901	66.04
9227	Point	10/5/2021	07:14:27	7:00 - 7:15	28.199057	-82.381691	51.14
15018	Point	10/5/2021	07:14:27	7:00 - 7:15	28.16829	-82.394953	66.05
9268	Point	10/5/2021	07:14:28	7:00 - 7:15	28.19887	-82.381801	51.86
15063	Point	10/5/2021	07:14:28	7:00 - 7:15	28.168029	-82.395003	65.7
9307	Point	10/5/2021	07:14:29	7:00 - 7:15	28.198678	-82.381913	52.77
15108	Point	10/5/2021	07:14:29	7:00 - 7:15	28.167767	-82.395043	65.29
9339	Point	10/5/2021	07:14:30	7:00 - 7:15	28.198484	-82.382025	53.56
15157	Point	10/5/2021	07:14:30	7:00 - 7:15	28.167512	-82.395084	65.09
9378	Point	10/5/2021	07:14:31	7:00 - 7:15	28.198286	-82.382142	54.62
15200	Point	10/5/2021	07:14:31	7:00 - 7:15	28.167252	-82.395119	64.56
9418	Point	10/5/2021	07:14:32	7:00 - 7:15	28.198085	-82.382252	55.05
15245	Point	10/5/2021	07:14:32	7:00 - 7:15	28.166996	-82.395159	64.17

DocuSign Envelope ID: 00F7F873-2213-453E-A7D6-7A719BA1E281

9458	Point	10/5/2021	07:14:33	7:00 - 7:15	28.197884	-82.382362	55.28
15291	Point	10/5/2021	07:14:33	7:00 - 7:15	28.16674	-82.39518	63.99
9494	Point	10/5/2021	07:14:34	7:00 - 7:15	28.197685	-82.38248	56.06
15338	Point	10/5/2021	07:14:34	7:00 - 7:15	28.166481	-82.395206	63.6
9537	Point	10/5/2021	07:14:35	7:00 - 7:15	28.197481	-82.382601	56.8
15384	Point	10/5/2021	07:14:35	7:00 - 7:15	28.166223	-82.395227	63.45
9577	Point	10/5/2021	07:14:36	7:00 - 7:15	28.197277	-82.38272	57.36
15429	Point	10/5/2021	07:14:36	7:00 - 7:15	28.165966	-82.395237	63.74
9616	Point	10/5/2021	07:14:37	7:00 - 7:15	28.197066	-82.382838	58.23
15470	Point	10/5/2021	07:14:37	7:00 - 7:15	28.165706	-82.395241	64.06
9652	Point	10/5/2021	07:14:38	7:00 - 7:15	28.196855	-82.382955	58.88
15516	Point	10/5/2021	07:14:38	7:00 - 7:15	28.165446	-82.395245	64.33
9697	Point	10/5/2021	07:14:39	7:00 - 7:15	28.196638	-82.383071	59.55
15561	Point	10/5/2021	07:14:39	7:00 - 7:15	28.16519	-82.395239	63.95
9740	Point	10/5/2021	07:14:40	7:00 - 7:15	28.196422	-82.383185	59.91
15605	Point	10/5/2021	07:14:40	7:00 - 7:15	28.164941	-82.395237	62.98
9781	Point	10/5/2021	07:14:41	7:00 - 7:15	28.1962	-82.383305	60.62
15646	Point	10/5/2021	07:14:41	7:00 - 7:15	28.164697	-82.395224	62.13
9826	Point	10/5/2021	07:14:42	7:00 - 7:15	28.195976	-82.383422	61.18
15689	Point	10/5/2021	07:14:42	7:00 - 7:15	28.164447	-82.395206	62.11
9866	Point	10/5/2021	07:14:43	7:00 - 7:15	28.195747	-82.38354	61.88
15734	Point	10/5/2021	07:14:43	7:00 - 7:15	28.164198	-82.395185	62.03
9911	Point	10/5/2021	07:14:44	7:00 - 7:15	28.195516	-82.383655	62.32
15776	Point	10/5/2021	07:14:44	7:00 - 7:15	28.163949	-82.395161	61.96
9949	Point	10/5/2021	07:14:45	7:00 - 7:15	28.195288	-82.383772	62.59
15819	Point	10/5/2021	07:14:45	7:00 - 7:15	28.163699	-82.395131	62.14
9995	Point	10/5/2021	07:14:46	7:00 - 7:15	28.195054	-82.38389	63.12
15862	Point	10/5/2021	07:14:46	7:00 - 7:15	28.163456	-82.395093	62.13
10040	Point	10/5/2021	07:14:47	7:00 - 7:15	28.194819	-82.384006	63.48
15905	Point	10/5/2021	07:14:47	7:00 - 7:15	28.163212	-82.395056	62.13
10084	Point	10/5/2021	07:14:48	7:00 - 7:15	28.194579	-82.384119	63.89
15950	Point	10/5/2021	07:14:48	7:00 - 7:15	28.162967	-82.395011	62.24
10130	Point	10/5/2021	07:14:49	7:00 - 7:15	28.194341	-82.38423	63.99
15992	Point	10/5/2021	07:14:49	7:00 - 7:15	28.162721	-82.394961	62.35
10169	Point	10/5/2021	07:14:50	7:00 - 7:15	28.194104	-82.384338	63.9
16038	Point	10/5/2021	07:14:50	7:00 - 7:15	28.162474	-82.394908	62.31
10217	Point	10/5/2021	07:14:51	7:00 - 7:15	28.193866	-82.384444	63.53
16081	Point	10/5/2021	07:14:51	7:00 - 7:15	28.162232	-82.39485	62.07
10262	Point	10/5/2021	07:14:52	7:00 - 7:15	28.193628	-82.384552	63.61
16120	Point	10/5/2021	07:14:52	7:00 - 7:15	28.161988	-82.394793	62.02
10309	Point	10/5/2021	07:14:53	7:00 - 7:15	28.193386	-82.384662	63.99
16163	Point	10/5/2021	07:14:53	7:00 - 7:15	28.161747	-82.394726	61.94
10355	Point	10/5/2021	07:14:54	7:00 - 7:15	28.193139	-82.384773	64.01
16209	Point	10/5/2021	07:14:54	7:00 - 7:15	28.161505	-82.394652	61.84
10398	Point	10/5/2021	07:14:55	7:00 - 7:15	28.192905	-82.38488	63.13
16256	Point	10/5/2021	07:14:55	7:00 - 7:15	28.161266	-82.394576	61.79
10438	Point	10/5/2021	07:14:56	7:00 - 7:15	28.192669	-82.38498	62.48

DocuSign Envelope ID: 00F7F873-2213-453E-A7D6-7A719BA1E281

16300	Point	10/5/2021	07:14:56	7:00 - 7:15	28.161021	-82.394494	62.24
10485	Point	10/5/2021	07:14:57	7:00 - 7:15	28.192437	-82.38508	61.78
16343	Point	10/5/2021	07:14:57	7:00 - 7:15	28.160775	-82.394407	62.76
10528	Point	10/5/2021	07:14:58	7:00 - 7:15	28.192206	-82.385176	61.04
16386	Point	10/5/2021	07:14:58	7:00 - 7:15	28.160533	-82.39432	62.75
10570	Point	10/5/2021	07:14:59	7:00 - 7:15	28.19198	-82.385275	60.73
10613	Point	10/5/2021	07:15:00	7:15 - 7:30	28.19175	-82.385369	60.33
10657	Point	10/5/2021	07:15:01	7:15 - 7:30	28.19152	-82.385469	60.83
10698	Point	10/5/2021	07:15:02	7:15 - 7:30	28.191289	-82.385566	61.24
10743	Point	10/5/2021	07:15:03	7:15 - 7:30	28.191058	-82.385666	61.51
10786	Point	10/5/2021	07:15:04	7:15 - 7:30	28.190826	-82.385766	61.56
10832	Point	10/5/2021	07:15:05	7:15 - 7:30	28.190594	-82.385865	61.42
10880	Point	10/5/2021	07:15:06	7:15 - 7:30	28.190359	-82.385964	61.97
10926	Point	10/5/2021	07:15:07	7:15 - 7:30	28.190119	-82.386061	62.76
10970	Point	10/5/2021	07:15:08	7:15 - 7:30	28.189882	-82.386162	63.06
11017	Point	10/5/2021	07:15:09	7:15 - 7:30	28.189644	-82.386263	63
11065	Point	10/5/2021	07:15:10	7:15 - 7:30	28.189404	-82.386362	63.12
11113	Point	10/5/2021	07:15:11	7:15 - 7:30	28.189163	-82.386461	63.5
11164	Point	10/5/2021	07:15:12	7:15 - 7:30	28.188921	-82.386567	63.92
11209	Point	10/5/2021	07:15:13	7:15 - 7:30	28.188682	-82.386668	63.57
11256	Point	10/5/2021	07:15:14	7:15 - 7:30	28.188442	-82.386773	63.8
11303	Point	10/5/2021	07:15:15	7:15 - 7:30	28.188197	-82.386879	64.63
11350	Point	10/5/2021	07:15:16	7:15 - 7:30	28.187951	-82.386987	65.41
11398	Point	10/5/2021	07:15:17	7:15 - 7:30	28.187701	-82.387094	66.15
11451	Point	10/5/2021	07:15:18	7:15 - 7:30	28.18745	-82.387202	66.78
11502	Point	10/5/2021	07:15:19	7:15 - 7:30	28.187196	-82.38731	67.18
11550	Point	10/5/2021	07:15:20	7:15 - 7:30	28.186942	-82.387415	67.44
11598	Point	10/5/2021	07:15:21	7:15 - 7:30	28.186688	-82.38752	66.9
11645	Point	10/5/2021	07:15:22	7:15 - 7:30	28.186439	-82.387625	66.2
11693	Point	10/5/2021	07:15:23	7:15 - 7:30	28.186194	-82.387729	65.33
11738	Point	10/5/2021	07:15:24	7:15 - 7:30	28.18595	-82.387834	64.83
11786	Point	10/5/2021	07:15:25	7:15 - 7:30	28.185707	-82.387936	64.44
11830	Point	10/5/2021	07:15:26	7:15 - 7:30	28.185465	-82.388038	64.17
11878	Point	10/5/2021	07:15:27	7:15 - 7:30	28.185222	-82.388141	64.43
11924	Point	10/5/2021	07:15:28	7:15 - 7:30	28.184979	-82.388241	64.3
11970	Point	10/5/2021	07:15:29	7:15 - 7:30	28.184739	-82.388341	63.52
12014	Point	10/5/2021	07:15:30	7:15 - 7:30	28.184505	-82.388442	61.31
12059	Point	10/5/2021	07:15:31	7:15 - 7:30	28.184281	-82.38854	59.7
12103	Point	10/5/2021	07:15:32	7:15 - 7:30	28.184055	-82.388638	59.94
12147	Point	10/5/2021	07:15:33	7:15 - 7:30	28.183829	-82.388736	60.41
12190	Point	10/5/2021	07:15:34	7:15 - 7:30	28.183598	-82.388835	61.04
12233	Point	10/5/2021	07:15:35	7:15 - 7:30	28.183367	-82.388932	61.43
12280	Point	10/5/2021	07:15:36	7:15 - 7:30	28.183133	-82.389033	61.94
12323	Point	10/5/2021	07:15:37	7:15 - 7:30	28.182898	-82.389133	62.13
12368	Point	10/5/2021	07:15:38	7:15 - 7:30	28.182662	-82.389232	62.22
12413	Point	10/5/2021	07:15:39	7:15 - 7:30	28.182422	-82.389332	62.68
12463	Point	10/5/2021	07:15:40	7:15 - 7:30	28.182182	-82.389431	63.1

DocuSign Envelope ID: 00F7F873-2213-453E-A7D6-7A719BA1E281

12513	Point	10/5/2021	07:15:41	7:15 - 7:30	28.181946	-82.389533	62.71
12556	Point	10/5/2021	07:15:42	7:15 - 7:30	28.181712	-82.389635	62.01
12600	Point	10/5/2021	07:15:43	7:15 - 7:30	28.181478	-82.389733	61.47
12640	Point	10/5/2021	07:15:44	7:15 - 7:30	28.181249	-82.389828	60.83
12686	Point	10/5/2021	07:15:45	7:15 - 7:30	28.181021	-82.389921	60.01
12730	Point	10/5/2021	07:15:46	7:15 - 7:30	28.180794	-82.390015	59.64
12769	Point	10/5/2021	07:15:47	7:15 - 7:30	28.180568	-82.39011	59.66
12816	Point	10/5/2021	07:15:48	7:15 - 7:30	28.180343	-82.390206	59.53
12858	Point	10/5/2021	07:15:49	7:15 - 7:30	28.180118	-82.390303	59.36
12898	Point	10/5/2021	07:15:50	7:15 - 7:30	28.179895	-82.390397	59.16
12941	Point	10/5/2021	07:15:51	7:15 - 7:30	28.179674	-82.390491	58.91
12985	Point	10/5/2021	07:15:52	7:15 - 7:30	28.179451	-82.390584	58.74
13023	Point	10/5/2021	07:15:53	7:15 - 7:30	28.179229	-82.390676	58.96
13065	Point	10/5/2021	07:15:54	7:15 - 7:30	28.179005	-82.390769	59.18
13106	Point	10/5/2021	07:15:55	7:15 - 7:30	28.178782	-82.390864	59.42
13150	Point	10/5/2021	07:15:56	7:15 - 7:30	28.178555	-82.390959	59.42
13191	Point	10/5/2021	07:15:57	7:15 - 7:30	28.178333	-82.391053	59.13
13231	Point	10/5/2021	07:15:58	7:15 - 7:30	28.178109	-82.391147	59.14
13274	Point	10/5/2021	07:15:59	7:15 - 7:30	28.177886	-82.391244	59.66
13319	Point	10/5/2021	07:16:00	7:15 - 7:30	28.177657	-82.391338	60.22
13361	Point	10/5/2021	07:16:01	7:15 - 7:30	28.177429	-82.391438	60.68
13398	Point	10/5/2021	07:16:02	7:15 - 7:30	28.177197	-82.391538	61.24
13441	Point	10/5/2021	07:16:03	7:15 - 7:30	28.176967	-82.391638	61.11
13484	Point	10/5/2021	07:16:04	7:15 - 7:30	28.176737	-82.391736	60.82
13528	Point	10/5/2021	07:16:05	7:15 - 7:30	28.176506	-82.391833	60.37
13570	Point	10/5/2021	07:16:06	7:15 - 7:30	28.176281	-82.391929	59.64
13606	Point	10/5/2021	07:16:07	7:15 - 7:30	28.176062	-82.392025	58.85
13646	Point	10/5/2021	07:16:08	7:15 - 7:30	28.175842	-82.392125	58.48
13682	Point	10/5/2021	07:16:09	7:15 - 7:30	28.175623	-82.392226	58.22
13723	Point	10/5/2021	07:16:10	7:15 - 7:30	28.175404	-82.392322	58.16
13763	Point	10/5/2021	07:16:11	7:15 - 7:30	28.175184	-82.392413	58.07
13802	Point	10/5/2021	07:16:12	7:15 - 7:30	28.174964	-82.392505	58.16
13843	Point	10/5/2021	07:16:13	7:15 - 7:30	28.174742	-82.392598	58.73
13887	Point	10/5/2021	07:16:14	7:15 - 7:30	28.17452	-82.392692	58.61
13922	Point	10/5/2021	07:16:15	7:15 - 7:30	28.174298	-82.392786	58.54
13959	Point	10/5/2021	07:16:16	7:15 - 7:30	28.174076	-82.392879	58.8
14000	Point	10/5/2021	07:16:17	7:15 - 7:30	28.173854	-82.392974	58.91
14043	Point	10/5/2021	07:16:18	7:15 - 7:30	28.17363	-82.393065	58.95
14082	Point	10/5/2021	07:16:19	7:15 - 7:30	28.173409	-82.393162	59.02
14123	Point	10/5/2021	07:16:20	7:15 - 7:30	28.173184	-82.393252	59.06
14163	Point	10/5/2021	07:16:21	7:15 - 7:30	28.172961	-82.393344	58.91
14204	Point	10/5/2021	07:16:22	7:15 - 7:30	28.172737	-82.393436	59.12
14247	Point	10/5/2021	07:16:23	7:15 - 7:30	28.172514	-82.393531	59.24
14288	Point	10/5/2021	07:16:24	7:15 - 7:30	28.17229	-82.393625	59.25
14329	Point	10/5/2021	07:16:25	7:15 - 7:30	28.172069	-82.393716	58.49
14370	Point	10/5/2021	07:16:26	7:15 - 7:30	28.171851	-82.393808	58
14410	Point	10/5/2021	07:16:27	7:15 - 7:30	28.171632	-82.393896	57.7

DocuSign Envelope ID: 00F7F873-2213-453E-A7D6-7A719BA1E281

14447	Point	10/5/2021	07:16:28	7:15 - 7:30	28.171415	-82.393982	57.4
14491	Point	10/5/2021	07:16:29	7:15 - 7:30	28.171199	-82.394074	57.61
14530	Point	10/5/2021	07:16:30	7:15 - 7:30	28.170982	-82.394167	57.68
14567	Point	10/5/2021	07:16:31	7:15 - 7:30	28.170766	-82.394255	57
14610	Point	10/5/2021	07:16:32	7:15 - 7:30	28.17055	-82.394341	56.64
14652	Point	10/5/2021	07:16:33	7:15 - 7:30	28.170332	-82.394422	56.48
14690	Point	10/5/2021	07:16:34	7:15 - 7:30	28.170115	-82.394498	56.28
14730	Point	10/5/2021	07:16:35	7:15 - 7:30	28.169895	-82.39457	56.58
14767	Point	10/5/2021	07:16:36	7:15 - 7:30	28.169673	-82.394639	56.84
14810	Point	10/5/2021	07:16:37	7:15 - 7:30	28.169449	-82.394708	57.01
14855	Point	10/5/2021	07:16:38	7:15 - 7:30	28.169225	-82.394774	57.07
14892	Point	10/5/2021	07:16:39	7:15 - 7:30	28.169	-82.394837	57.48
14935	Point	10/5/2021	07:16:40	7:15 - 7:30	28.168769	-82.394894	58.23
14975	Point	10/5/2021	07:16:41	7:15 - 7:30	28.168538	-82.394948	58.88
15015	Point	10/5/2021	07:16:42	7:15 - 7:30	28.168303	-82.394998	59.38
15056	Point	10/5/2021	07:16:43	7:15 - 7:30	28.168067	-82.395042	59.57
15100	Point	10/5/2021	07:16:44	7:15 - 7:30	28.167829	-82.395082	59.71
15141	Point	10/5/2021	07:16:45	7:15 - 7:30	28.167592	-82.395117	59.85
15184	Point	10/5/2021	07:16:46	7:15 - 7:30	28.167351	-82.395147	60.05
15223	Point	10/5/2021	07:16:47	7:15 - 7:30	28.167115	-82.395173	59.65
15266	Point	10/5/2021	07:16:48	7:15 - 7:30	28.166876	-82.395194	59.38
15305	Point	10/5/2021	07:16:49	7:15 - 7:30	28.166639	-82.395209	59.18
15346	Point	10/5/2021	07:16:50	7:15 - 7:30	28.166403	-82.395221	59.01
15391	Point	10/5/2021	07:16:51	7:15 - 7:30	28.166164	-82.395232	59.26
15435	Point	10/5/2021	07:16:52	7:15 - 7:30	28.165926	-82.395242	59.43
15478	Point	10/5/2021	07:16:53	7:15 - 7:30	28.165687	-82.395249	59.47
15517	Point	10/5/2021	07:16:54	7:15 - 7:30	28.165446	-82.395252	59.41
15557	Point	10/5/2021	07:16:55	7:15 - 7:30	28.165206	-82.395249	59.35
15597	Point	10/5/2021	07:16:56	7:15 - 7:30	28.164968	-82.395241	59.35
15641	Point	10/5/2021	07:16:57	7:15 - 7:30	28.164733	-82.395233	59.27
15682	Point	10/5/2021	07:16:58	7:15 - 7:30	28.164491	-82.395213	59.61
15722	Point	10/5/2021	07:16:59	7:15 - 7:30	28.164248	-82.39519	60.05
15762	Point	10/5/2021	07:17:00	7:15 - 7:30	28.164008	-82.395164	59.89
15809	Point	10/5/2021	07:17:01	7:15 - 7:30	28.163768	-82.395135	59.71
15850	Point	10/5/2021	07:17:02	7:15 - 7:30	28.16353	-82.395101	59.5
15893	Point	10/5/2021	07:17:03	7:15 - 7:30	28.163291	-82.395064	59.24
15934	Point	10/5/2021	07:17:04	7:15 - 7:30	28.163056	-82.395026	58.85
15977	Point	10/5/2021	07:17:05	7:15 - 7:30	28.162822	-82.394983	58.48
16015	Point	10/5/2021	07:17:06	7:15 - 7:30	28.162593	-82.394938	58
16055	Point	10/5/2021	07:17:07	7:15 - 7:30	28.162364	-82.394884	57.84
16096	Point	10/5/2021	07:17:08	7:15 - 7:30	28.162134	-82.394829	57.99
16140	Point	10/5/2021	07:17:09	7:15 - 7:30	28.161904	-82.394774	57.82
16178	Point	10/5/2021	07:17:10	7:15 - 7:30	28.161676	-82.394713	57.61
16216	Point	10/5/2021	07:17:11	7:15 - 7:30	28.161452	-82.394646	57.55
16261	Point	10/5/2021	07:17:12	7:15 - 7:30	28.161228	-82.394576	57.82
16306	Point	10/5/2021	07:17:13	7:15 - 7:30	28.161004	-82.394502	57.75
16340	Point	10/5/2021	07:17:14	7:15 - 7:30	28.160783	-82.394428	57.24

DocuSign Envelope ID: 00F7F873-2213-453E-A7D6-7A719BA1E281

16379	Point	10/5/2021	07:17:15	7:15 - 7:30	28.160563	-82.394346	56.99
16420	Point	10/5/2021	07:17:16	7:15 - 7:30	28.160347	-82.394264	56.77
7114	Point	10/5/2021	07:27:20	7:15 - 7:30	28.209744	-82.375172	63.23
7160	Point	10/5/2021	07:27:21	7:15 - 7:30	28.209534	-82.375334	63.13
7202	Point	10/5/2021	07:27:22	7:15 - 7:30	28.209315	-82.375494	63.86
7245	Point	10/5/2021	07:27:23	7:15 - 7:30	28.2091	-82.375654	64.24
7289	Point	10/5/2021	07:27:24	7:15 - 7:30	28.208879	-82.375813	64.63
7334	Point	10/5/2021	07:27:25	7:15 - 7:30	28.208658	-82.375974	64.97
7384	Point	10/5/2021	07:27:26	7:15 - 7:30	28.208434	-82.376129	65.14
7428	Point	10/5/2021	07:27:27	7:15 - 7:30	28.208212	-82.376283	65.08
7475	Point	10/5/2021	07:27:28	7:15 - 7:30	28.207991	-82.376436	64.8
7520	Point	10/5/2021	07:27:29	7:15 - 7:30	28.207765	-82.37659	64.88
7568	Point	10/5/2021	07:27:30	7:15 - 7:30	28.207538	-82.376741	65.02
7613	Point	10/5/2021	07:27:31	7:15 - 7:30	28.207312	-82.37689	65.19
7658	Point	10/5/2021	07:27:32	7:15 - 7:30	28.207083	-82.377039	65.4
7707	Point	10/5/2021	07:27:33	7:15 - 7:30	28.206849	-82.377187	65.73
7753	Point	10/5/2021	07:27:34	7:15 - 7:30	28.206617	-82.377333	65.91
7797	Point	10/5/2021	07:27:35	7:15 - 7:30	28.206382	-82.377478	66.15
7843	Point	10/5/2021	07:27:36	7:15 - 7:30	28.206148	-82.377623	66.38
7891	Point	10/5/2021	07:27:37	7:15 - 7:30	28.205913	-82.377768	66.59
7938	Point	10/5/2021	07:27:38	7:15 - 7:30	28.205673	-82.377911	66.79
7987	Point	10/5/2021	07:27:39	7:15 - 7:30	28.205433	-82.378052	66.88
8033	Point	10/5/2021	07:27:40	7:15 - 7:30	28.205192	-82.378193	67.08
8076	Point	10/5/2021	07:27:41	7:15 - 7:30	28.204953	-82.378334	67.18
8120	Point	10/5/2021	07:27:42	7:15 - 7:30	28.204713	-82.378472	67.12
8165	Point	10/5/2021	07:27:43	7:15 - 7:30	28.204474	-82.37861	66.88
8212	Point	10/5/2021	07:27:44	7:15 - 7:30	28.204237	-82.378747	66.69
8261	Point	10/5/2021	07:27:45	7:15 - 7:30	28.204	-82.378886	66.64
8306	Point	10/5/2021	07:27:46	7:15 - 7:30	28.20376	-82.379024	66.6
8353	Point	10/5/2021	07:27:47	7:15 - 7:30	28.203519	-82.379163	66.79
8401	Point	10/5/2021	07:27:48	7:15 - 7:30	28.20328	-82.379302	66.97
8449	Point	10/5/2021	07:27:49	7:15 - 7:30	28.203042	-82.379441	67.29
8495	Point	10/5/2021	07:27:50	7:15 - 7:30	28.202796	-82.379581	67.99
8543	Point	10/5/2021	07:27:51	7:15 - 7:30	28.202551	-82.379721	68.33
8588	Point	10/5/2021	07:27:52	7:15 - 7:30	28.202308	-82.379865	68.36
8639	Point	10/5/2021	07:27:53	7:15 - 7:30	28.202062	-82.380005	68.4
8692	Point	10/5/2021	07:27:54	7:15 - 7:30	28.201817	-82.380152	68.52
8738	Point	10/5/2021	07:27:55	7:15 - 7:30	28.20157	-82.380294	68.58
8790	Point	10/5/2021	07:27:56	7:15 - 7:30	28.201325	-82.380436	68.55
8836	Point	10/5/2021	07:27:57	7:15 - 7:30	28.20108	-82.380577	68.44
8883	Point	10/5/2021	07:27:58	7:15 - 7:30	28.200833	-82.380714	68.27
8933	Point	10/5/2021	07:27:59	7:15 - 7:30	28.200579	-82.380841	68.24
8979	Point	10/5/2021	07:28:00	7:15 - 7:30	28.200327	-82.38097	68.22
9033	Point	10/5/2021	07:28:01	7:15 - 7:30	28.200082	-82.381105	68.06
9080	Point	10/5/2021	07:28:02	7:15 - 7:30	28.199839	-82.381249	67.96
9126	Point	10/5/2021	07:28:03	7:15 - 7:30	28.199597	-82.381392	67.84
9168	Point	10/5/2021	07:28:04	7:15 - 7:30	28.199355	-82.381536	67.79

DocuSign Envelope ID: 00F7F873-2213-453E-A7D6-7A719BA1E281

9218	Point	10/5/2021	07:28:05	7:15 - 7:30	28.199113	-82.381679	67.62
9267	Point	10/5/2021	07:28:06	7:15 - 7:30	28.198872	-82.38182	67.31
9312	Point	10/5/2021	07:28:07	7:15 - 7:30	28.198632	-82.38196	67.08
9360	Point	10/5/2021	07:28:08	7:15 - 7:30	28.198391	-82.382099	66.77
9409	Point	10/5/2021	07:28:09	7:15 - 7:30	28.198149	-82.382235	66.77
9449	Point	10/5/2021	07:28:10	7:15 - 7:30	28.197916	-82.382372	66.3
9495	Point	10/5/2021	07:28:11	7:15 - 7:30	28.197682	-82.382512	66.02
9542	Point	10/5/2021	07:28:12	7:15 - 7:30	28.197444	-82.382643	65.86
9589	Point	10/5/2021	07:28:13	7:15 - 7:30	28.197207	-82.38278	65.95
9637	Point	10/5/2021	07:28:14	7:15 - 7:30	28.196971	-82.382915	66.08
9681	Point	10/5/2021	07:28:15	7:15 - 7:30	28.19673	-82.383051	66.35
9725	Point	10/5/2021	07:28:16	7:15 - 7:30	28.196492	-82.383181	66.29
9771	Point	10/5/2021	07:28:17	7:15 - 7:30	28.196251	-82.383312	66.48
9815	Point	10/5/2021	07:28:18	7:15 - 7:30	28.196014	-82.383443	66.41
9862	Point	10/5/2021	07:28:19	7:15 - 7:30	28.195771	-82.383571	66.61
9910	Point	10/5/2021	07:28:20	7:15 - 7:30	28.195525	-82.383696	66.9
9955	Point	10/5/2021	07:28:21	7:15 - 7:30	28.195276	-82.383824	67.33
10000	Point	10/5/2021	07:28:22	7:15 - 7:30	28.195028	-82.383949	67.47
10046	Point	10/5/2021	07:28:23	7:15 - 7:30	28.194778	-82.384072	67.63
10093	Point	10/5/2021	07:28:24	7:15 - 7:30	28.194528	-82.384189	67.47
10139	Point	10/5/2021	07:28:25	7:15 - 7:30	28.194277	-82.384305	67.18
10187	Point	10/5/2021	07:28:26	7:15 - 7:30	28.194027	-82.38442	66.88
10234	Point	10/5/2021	07:28:27	7:15 - 7:30	28.193779	-82.384532	66.13
10276	Point	10/5/2021	07:28:28	7:15 - 7:30	28.193531	-82.384643	65.28
10321	Point	10/5/2021	07:28:29	7:15 - 7:30	28.193287	-82.384751	64.41
10368	Point	10/5/2021	07:28:30	7:15 - 7:30	28.193049	-82.384857	63.39
10412	Point	10/5/2021	07:28:31	7:15 - 7:30	28.192811	-82.384963	62.91
10456	Point	10/5/2021	07:28:32	7:15 - 7:30	28.192573	-82.385065	63.25
10500	Point	10/5/2021	07:28:33	7:15 - 7:30	28.192336	-82.385165	63.49
10544	Point	10/5/2021	07:28:34	7:15 - 7:30	28.192094	-82.385269	64.01
10591	Point	10/5/2021	07:28:35	7:15 - 7:30	28.191853	-82.385373	64.31
10637	Point	10/5/2021	07:28:36	7:15 - 7:30	28.191613	-82.385475	64.21
10682	Point	10/5/2021	07:28:37	7:15 - 7:30	28.191371	-82.385578	63.66
10730	Point	10/5/2021	07:28:38	7:15 - 7:30	28.191131	-82.38568	63.51
10772	Point	10/5/2021	07:28:39	7:15 - 7:30	28.190891	-82.385784	63.51
10820	Point	10/5/2021	07:28:40	7:15 - 7:30	28.190652	-82.385886	63.49
10868	Point	10/5/2021	07:28:41	7:15 - 7:30	28.190414	-82.385985	63.13
10916	Point	10/5/2021	07:28:42	7:15 - 7:30	28.19018	-82.386085	62.19
10958	Point	10/5/2021	07:28:43	7:15 - 7:30	28.18995	-82.386184	60.88
11003	Point	10/5/2021	07:28:44	7:15 - 7:30	28.189724	-82.386283	59.92
11050	Point	10/5/2021	07:28:45	7:15 - 7:30	28.189502	-82.386377	58.7
11093	Point	10/5/2021	07:28:46	7:15 - 7:30	28.189283	-82.386471	58.08
11137	Point	10/5/2021	07:28:47	7:15 - 7:30	28.189062	-82.386565	58.54
11179	Point	10/5/2021	07:28:48	7:15 - 7:30	28.188837	-82.386659	59.28
11225	Point	10/5/2021	07:28:49	7:15 - 7:30	28.18861	-82.386758	60.19
11272	Point	10/5/2021	07:28:50	7:15 - 7:30	28.188383	-82.38685	60.74
11311	Point	10/5/2021	07:28:51	7:15 - 7:30	28.18815	-82.386948	61.76

DocuSign Envelope ID: 00F7F873-2213-453E-A7D6-7A719BA1E281

11358	Point	10/5/2021	07:28:52	7:15 - 7:30	28.187915	-82.387048	62.48
11405	Point	10/5/2021	07:28:53	7:15 - 7:30	28.187676	-82.387149	63.3
11452	Point	10/5/2021	07:28:54	7:15 - 7:30	28.187435	-82.387249	63.93
11503	Point	10/5/2021	07:28:55	7:15 - 7:30	28.187189	-82.387353	64.71
11548	Point	10/5/2021	07:28:56	7:15 - 7:30	28.186943	-82.387458	65.32
11594	Point	10/5/2021	07:28:57	7:15 - 7:30	28.186696	-82.387563	65.55
11641	Point	10/5/2021	07:28:58	7:15 - 7:30	28.186447	-82.38767	65.92
11689	Point	10/5/2021	07:28:59	7:15 - 7:30	28.186196	-82.387774	66.34
11740	Point	10/5/2021	07:29:00	7:15 - 7:30	28.185945	-82.387881	66.61
11787	Point	10/5/2021	07:29:01	7:15 - 7:30	28.185693	-82.387986	66.67
11836	Point	10/5/2021	07:29:02	7:15 - 7:30	28.185441	-82.388093	66.85
11882	Point	10/5/2021	07:29:03	7:15 - 7:30	28.185186	-82.3882	67.18
11935	Point	10/5/2021	07:29:04	7:15 - 7:30	28.184932	-82.388308	67.51
11983	Point	10/5/2021	07:29:05	7:15 - 7:30	28.184676	-82.388417	67.81
12033	Point	10/5/2021	07:29:06	7:15 - 7:30	28.184418	-82.388527	68.33
12080	Point	10/5/2021	07:29:07	7:15 - 7:30	28.184159	-82.388639	68.92
12130	Point	10/5/2021	07:29:08	7:15 - 7:30	28.183896	-82.388751	69.54
12181	Point	10/5/2021	07:29:09	7:15 - 7:30	28.183632	-82.388862	70.06
12234	Point	10/5/2021	07:29:10	7:15 - 7:30	28.183366	-82.388975	70.43
12286	Point	10/5/2021	07:29:11	7:15 - 7:30	28.183099	-82.389089	70.61
12339	Point	10/5/2021	07:29:12	7:15 - 7:30	28.182833	-82.389202	70.64
12392	Point	10/5/2021	07:29:13	7:15 - 7:30	28.182569	-82.389313	70.27
12443	Point	10/5/2021	07:29:14	7:15 - 7:30	28.182301	-82.389426	70.23
12492	Point	10/5/2021	07:29:15	7:15 - 7:30	28.182035	-82.389538	70.12
12544	Point	10/5/2021	07:29:16	7:15 - 7:30	28.18177	-82.38965	70.09
12594	Point	10/5/2021	07:29:17	7:15 - 7:30	28.181506	-82.389762	70.09
12643	Point	10/5/2021	07:29:18	7:15 - 7:30	28.181241	-82.389874	69.99
12696	Point	10/5/2021	07:29:19	7:15 - 7:30	28.180975	-82.389986	70.25
12746	Point	10/5/2021	07:29:20	7:15 - 7:30	28.18071	-82.390098	70.66
12795	Point	10/5/2021	07:29:21	7:15 - 7:30	28.180443	-82.390212	70.96
12847	Point	10/5/2021	07:29:22	7:15 - 7:30	28.180173	-82.390327	71.12
12897	Point	10/5/2021	07:29:23	7:15 - 7:30	28.1799	-82.390443	71.43
12949	Point	10/5/2021	07:29:24	7:15 - 7:30	28.179633	-82.390557	71.25
12999	Point	10/5/2021	07:29:25	7:15 - 7:30	28.179365	-82.390669	70.99
13048	Point	10/5/2021	07:29:26	7:15 - 7:30	28.179097	-82.390783	70.8
13097	Point	10/5/2021	07:29:27	7:15 - 7:30	28.178833	-82.390896	70.5
13147	Point	10/5/2021	07:29:28	7:15 - 7:30	28.178567	-82.391009	70.32
13198	Point	10/5/2021	07:29:29	7:15 - 7:30	28.178304	-82.391121	70.1
13245	Point	10/5/2021	07:29:30	7:15 - 7:30	28.178039	-82.391234	69.97
13291	Point	10/5/2021	07:29:31	7:15 - 7:30	28.177775	-82.391344	70
13340	Point	10/5/2021	07:29:32	7:15 - 7:30	28.17751	-82.391457	70.08
13389	Point	10/5/2021	07:29:33	7:15 - 7:30	28.177245	-82.39157	70.07
13439	Point	10/5/2021	07:29:34	7:15 - 7:30	28.17698	-82.391684	70.31
13489	Point	10/5/2021	07:29:35	7:15 - 7:30	28.176716	-82.391799	70.59
13536	Point	10/5/2021	07:29:36	7:15 - 7:30	28.176447	-82.391914	71.11
13586	Point	10/5/2021	07:29:37	7:15 - 7:30	28.176178	-82.392029	71.37
13633	Point	10/5/2021	07:29:38	7:15 - 7:30	28.175908	-82.392143	71.54

DocuSign Envelope ID: 00F7F873-2213-453E-A7D6-7A719BA1E281

13680	Point	10/5/2021	07:29:39	7:15 - 7:30	28.175637	-82.392258	71.63
13729	Point	10/5/2021	07:29:40	7:15 - 7:30	28.175367	-82.392373	71.63
13780	Point	10/5/2021	07:29:41	7:15 - 7:30	28.175097	-82.392486	71.44
13828	Point	10/5/2021	07:29:42	7:15 - 7:30	28.174829	-82.392598	71.26
13882	Point	10/5/2021	07:29:43	7:15 - 7:30	28.174559	-82.392711	71.18
13928	Point	10/5/2021	07:29:44	7:15 - 7:30	28.174293	-82.392825	70.83
13972	Point	10/5/2021	07:29:45	7:15 - 7:30	28.174027	-82.392938	70.61
14018	Point	10/5/2021	07:29:46	7:15 - 7:30	28.173762	-82.393052	70.52
14066	Point	10/5/2021	07:29:47	7:15 - 7:30	28.173497	-82.393165	70.48
7133	Point	10/5/2021	07:29:48	7:15 - 7:30	28.209648	-82.375263	77.97
14114	Point	10/5/2021	07:29:48	7:15 - 7:30	28.17323	-82.393276	70.33
7186	Point	10/5/2021	07:29:49	7:15 - 7:30	28.209385	-82.375457	78.13
14162	Point	10/5/2021	07:29:49	7:15 - 7:30	28.172963	-82.393386	70.06
7238	Point	10/5/2021	07:29:50	7:15 - 7:30	28.209119	-82.37565	77.72
14212	Point	10/5/2021	07:29:50	7:15 - 7:30	28.172701	-82.393493	69.39
7296	Point	10/5/2021	07:29:51	7:15 - 7:30	28.208859	-82.37584	76.92
14259	Point	10/5/2021	07:29:51	7:15 - 7:30	28.172439	-82.393604	68.85
7354	Point	10/5/2021	07:29:52	7:15 - 7:30	28.208594	-82.376026	77.06
14307	Point	10/5/2021	07:29:52	7:15 - 7:30	28.172182	-82.393712	67.92
7409	Point	10/5/2021	07:29:53	7:15 - 7:30	28.208332	-82.376209	77.07
14355	Point	10/5/2021	07:29:53	7:15 - 7:30	28.171928	-82.393813	67.13
7460	Point	10/5/2021	07:29:54	7:15 - 7:30	28.208066	-82.376393	76.79
14398	Point	10/5/2021	07:29:54	7:15 - 7:30	28.171677	-82.393918	66.55
7513	Point	10/5/2021	07:29:55	7:15 - 7:30	28.207807	-82.376566	75.46
14445	Point	10/5/2021	07:29:55	7:15 - 7:30	28.171427	-82.394023	66.06
7562	Point	10/5/2021	07:29:56	7:15 - 7:30	28.207547	-82.376742	74.44
14494	Point	10/5/2021	07:29:56	7:15 - 7:30	28.171176	-82.394125	65.88
7621	Point	10/5/2021	07:29:57	7:15 - 7:30	28.207286	-82.376912	73.71
14538	Point	10/5/2021	07:29:57	7:15 - 7:30	28.170928	-82.394231	65.2
7671	Point	10/5/2021	07:29:58	7:15 - 7:30	28.207027	-82.377075	72.97
14584	Point	10/5/2021	07:29:58	7:15 - 7:30	28.170683	-82.394327	64.17
7722	Point	10/5/2021	07:29:59	7:15 - 7:30	28.206775	-82.377235	71.88
14629	Point	10/5/2021	07:29:59	7:15 - 7:30	28.170443	-82.394419	62.82
7770	Point	10/5/2021	07:30:00	7:30 - 7:45	28.206525	-82.377394	71.09
14668	Point	10/5/2021	07:30:00	7:30 - 7:45	28.170203	-82.394484	61.76
7822	Point	10/5/2021	07:30:01	7:30 - 7:45	28.206271	-82.377553	71.05
14716	Point	10/5/2021	07:30:01	7:30 - 7:45	28.169962	-82.394564	61.83
7873	Point	10/5/2021	07:30:02	7:30 - 7:45	28.206014	-82.377703	70.48
14763	Point	10/5/2021	07:30:02	7:30 - 7:45	28.169723	-82.394655	61.93
7922	Point	10/5/2021	07:30:03	7:30 - 7:45	28.205761	-82.377853	69.92
14806	Point	10/5/2021	07:30:03	7:30 - 7:45	28.16948	-82.394727	62.37
7969	Point	10/5/2021	07:30:04	7:30 - 7:45	28.205511	-82.378006	69.59
14853	Point	10/5/2021	07:30:04	7:30 - 7:45	28.169229	-82.394777	63.04
8016	Point	10/5/2021	07:30:05	7:30 - 7:45	28.20526	-82.378155	69.1
14899	Point	10/5/2021	07:30:05	7:30 - 7:45	28.168981	-82.394859	63.92
8063	Point	10/5/2021	07:30:06	7:30 - 7:45	28.205005	-82.378299	69.28
14944	Point	10/5/2021	07:30:06	7:30 - 7:45	28.168725	-82.394918	64.77

DocuSign Envelope ID: 00F7F873-2213-453E-A7D6-7A719BA1E281

8109	Point	10/5/2021	07:30:07	7:30 - 7:45	28.204755	-82.378447	69.26
14988	Point	10/5/2021	07:30:07	7:30 - 7:45	28.168465	-82.394974	65.28
8157	Point	10/5/2021	07:30:08	7:30 - 7:45	28.204506	-82.378595	68.77
15034	Point	10/5/2021	07:30:08	7:30 - 7:45	28.168206	-82.395016	65.58
8207	Point	10/5/2021	07:30:09	7:30 - 7:45	28.20426	-82.378745	68.61
15083	Point	10/5/2021	07:30:09	7:30 - 7:45	28.167941	-82.395066	65.83
8259	Point	10/5/2021	07:30:10	7:30 - 7:45	28.204003	-82.3789	68.96
15129	Point	10/5/2021	07:30:10	7:30 - 7:45	28.167677	-82.395109	65.94
8309	Point	10/5/2021	07:30:11	7:30 - 7:45	28.203744	-82.379033	69.1
15172	Point	10/5/2021	07:30:11	7:30 - 7:45	28.167409	-82.395149	66.21
8358	Point	10/5/2021	07:30:12	7:30 - 7:45	28.20349	-82.37918	69.23
15219	Point	10/5/2021	07:30:12	7:30 - 7:45	28.167144	-82.395178	66.33
8412	Point	10/5/2021	07:30:13	7:30 - 7:45	28.203228	-82.379332	69.67
15267	Point	10/5/2021	07:30:13	7:30 - 7:45	28.166875	-82.3952	66.78
8460	Point	10/5/2021	07:30:14	7:30 - 7:45	28.202987	-82.379492	69.59
15314	Point	10/5/2021	07:30:14	7:30 - 7:45	28.166601	-82.395218	67.53
8511	Point	10/5/2021	07:30:15	7:30 - 7:45	28.202728	-82.379622	69.72
15359	Point	10/5/2021	07:30:15	7:30 - 7:45	28.166328	-82.395234	67.99
8558	Point	10/5/2021	07:30:16	7:30 - 7:45	28.202474	-82.379768	70.15
15408	Point	10/5/2021	07:30:16	7:30 - 7:45	28.166053	-82.395242	68.33
8609	Point	10/5/2021	07:30:17	7:30 - 7:45	28.202213	-82.379918	70.83
15456	Point	10/5/2021	07:30:17	7:30 - 7:45	28.165777	-82.395246	68.7
8659	Point	10/5/2021	07:30:18	7:30 - 7:45	28.201952	-82.380069	71.37
15507	Point	10/5/2021	07:30:18	7:30 - 7:45	28.165499	-82.395247	68.92
8709	Point	10/5/2021	07:30:19	7:30 - 7:45	28.201694	-82.380218	71.21
15552	Point	10/5/2021	07:30:19	7:30 - 7:45	28.165222	-82.395245	68.71
8760	Point	10/5/2021	07:30:20	7:30 - 7:45	28.201437	-82.380366	71.47
15603	Point	10/5/2021	07:30:20	7:30 - 7:45	28.164943	-82.39524	68.64
8810	Point	10/5/2021	07:30:21	7:30 - 7:45	28.201176	-82.380516	71.87
15653	Point	10/5/2021	07:30:21	7:30 - 7:45	28.164664	-82.395225	68.61
8863	Point	10/5/2021	07:30:22	7:30 - 7:45	28.200916	-82.380667	72.3
15702	Point	10/5/2021	07:30:22	7:30 - 7:45	28.164385	-82.395207	68.55
8917	Point	10/5/2021	07:30:23	7:30 - 7:45	28.200633	-82.38077	72.9
15748	Point	10/5/2021	07:30:23	7:30 - 7:45	28.164111	-82.395186	68.25
8967	Point	10/5/2021	07:30:24	7:30 - 7:45	28.200376	-82.380929	73.28
15796	Point	10/5/2021	07:30:24	7:30 - 7:45	28.163836	-82.39516	68.18
9016	Point	10/5/2021	07:30:25	7:30 - 7:45	28.200121	-82.381081	72.76
15846	Point	10/5/2021	07:30:25	7:30 - 7:45	28.163562	-82.395126	68.1
9067	Point	10/5/2021	07:30:26	7:30 - 7:45	28.199868	-82.381226	71.9
15894	Point	10/5/2021	07:30:26	7:30 - 7:45	28.163289	-82.395087	68
9120	Point	10/5/2021	07:30:27	7:30 - 7:45	28.199608	-82.381375	72.07
15941	Point	10/5/2021	07:30:27	7:30 - 7:45	28.163016	-82.395042	67.98
9169	Point	10/5/2021	07:30:28	7:30 - 7:45	28.199353	-82.38152	72.01
15989	Point	10/5/2021	07:30:28	7:30 - 7:45	28.162745	-82.394995	67.99
9220	Point	10/5/2021	07:30:29	7:30 - 7:45	28.199098	-82.381667	71.96
16037	Point	10/5/2021	07:30:29	7:30 - 7:45	28.162474	-82.394938	68
9271	Point	10/5/2021	07:30:30	7:30 - 7:45	28.198845	-82.381815	71.34

DocuSign Envelope ID: 00F7F873-2213-453E-A7D6-7A719BA1E281

16086	Point	10/5/2021	07:30:30	7:30 - 7:45	28.162206	-82.394876	67.99
9320	Point	10/5/2021	07:30:31	7:30 - 7:45	28.198593	-82.381965	70.34
16133	Point	10/5/2021	07:30:31	7:30 - 7:45	28.161939	-82.394805	68.01
9370	Point	10/5/2021	07:30:32	7:30 - 7:45	28.198343	-82.382113	69.3
16180	Point	10/5/2021	07:30:32	7:30 - 7:45	28.161672	-82.394734	68
9415	Point	10/5/2021	07:30:33	7:30 - 7:45	28.198103	-82.382254	68.18
16228	Point	10/5/2021	07:30:33	7:30 - 7:45	28.161406	-82.394655	68.04
9464	Point	10/5/2021	07:30:34	7:30 - 7:45	28.197861	-82.382397	67.13
16276	Point	10/5/2021	07:30:34	7:30 - 7:45	28.161142	-82.394572	68.04
9506	Point	10/5/2021	07:30:35	7:30 - 7:45	28.197627	-82.382539	66.15
16321	Point	10/5/2021	07:30:35	7:30 - 7:45	28.160877	-82.394484	68.17
9548	Point	10/5/2021	07:30:36	7:30 - 7:45	28.19739	-82.382682	66.41
16371	Point	10/5/2021	07:30:36	7:30 - 7:45	28.160613	-82.394392	68.26
9597	Point	10/5/2021	07:30:37	7:30 - 7:45	28.197144	-82.382819	67.07
16419	Point	10/5/2021	07:30:37	7:30 - 7:45	28.16035	-82.394293	68.51
9645	Point	10/5/2021	07:30:38	7:30 - 7:45	28.196905	-82.382954	67.66
9694	Point	10/5/2021	07:30:39	7:30 - 7:45	28.196665	-82.383089	68.36
9741	Point	10/5/2021	07:30:40	7:30 - 7:45	28.19642	-82.383222	69.05
9786	Point	10/5/2021	07:30:41	7:30 - 7:45	28.196169	-82.383357	69.75
9833	Point	10/5/2021	07:30:42	7:30 - 7:45	28.195912	-82.383492	70.45
9884	Point	10/5/2021	07:30:43	7:30 - 7:45	28.195648	-82.383625	71.11
9933	Point	10/5/2021	07:30:44	7:30 - 7:45	28.195385	-82.383761	71.77
9982	Point	10/5/2021	07:30:45	7:30 - 7:45	28.195119	-82.383896	72.42
10036	Point	10/5/2021	07:30:46	7:30 - 7:45	28.194849	-82.38403	72.18
10085	Point	10/5/2021	07:30:47	7:30 - 7:45	28.194579	-82.384165	72.09
10133	Point	10/5/2021	07:30:48	7:30 - 7:45	28.194317	-82.384284	71.55
10182	Point	10/5/2021	07:30:49	7:30 - 7:45	28.194055	-82.384401	71.06
10230	Point	10/5/2021	07:30:50	7:30 - 7:45	28.193789	-82.384521	70.27
10277	Point	10/5/2021	07:30:51	7:30 - 7:45	28.193528	-82.38464	69.47
10324	Point	10/5/2021	07:30:52	7:30 - 7:45	28.193273	-82.384757	68.28
10372	Point	10/5/2021	07:30:53	7:30 - 7:45	28.193024	-82.384869	67.32
10418	Point	10/5/2021	07:30:54	7:30 - 7:45	28.192779	-82.384983	66.33
10464	Point	10/5/2021	07:30:55	7:30 - 7:45	28.192533	-82.385091	65.58
10511	Point	10/5/2021	07:30:56	7:30 - 7:45	28.192277	-82.385199	65.75
10558	Point	10/5/2021	07:30:57	7:30 - 7:45	28.192026	-82.385306	65.73
10604	Point	10/5/2021	07:30:58	7:30 - 7:45	28.191784	-82.385411	64.9
10649	Point	10/5/2021	07:30:59	7:30 - 7:45	28.191542	-82.385514	64.36
10695	Point	10/5/2021	07:31:00	7:30 - 7:45	28.191299	-82.385616	64.27
10741	Point	10/5/2021	07:31:01	7:30 - 7:45	28.19106	-82.385716	64.06
10789	Point	10/5/2021	07:31:02	7:30 - 7:45	28.190818	-82.38582	64.06
10839	Point	10/5/2021	07:31:03	7:30 - 7:45	28.190578	-82.385919	63.92
10884	Point	10/5/2021	07:31:04	7:30 - 7:45	28.190338	-82.386022	63.83
10932	Point	10/5/2021	07:31:05	7:30 - 7:45	28.190094	-82.386123	63.88
10979	Point	10/5/2021	07:31:06	7:30 - 7:45	28.189854	-82.386226	64.15
11023	Point	10/5/2021	07:31:07	7:30 - 7:45	28.189611	-82.386329	64.66
11071	Point	10/5/2021	07:31:08	7:30 - 7:45	28.189367	-82.386434	65.16
11118	Point	10/5/2021	07:31:09	7:30 - 7:45	28.189118	-82.386539	65.79

DocuSign Envelope ID: 00F7F873-2213-453E-A7D6-7A719BA1E281

11171	Point	10/5/2021	07:31:10	7:30 - 7:45	28.188866	-82.386647	66.34
11224	Point	10/5/2021	07:31:11	7:30 - 7:45	28.188614	-82.386755	66.83
11275	Point	10/5/2021	07:31:12	7:30 - 7:45	28.188364	-82.386861	67.15
11326	Point	10/5/2021	07:31:13	7:30 - 7:45	28.188109	-82.386974	67.49
11374	Point	10/5/2021	07:31:14	7:30 - 7:45	28.18785	-82.387086	68.04
11423	Point	10/5/2021	07:31:15	7:30 - 7:45	28.187591	-82.387195	68.48
11473	Point	10/5/2021	07:31:16	7:30 - 7:45	28.187332	-82.387303	68.76
11523	Point	10/5/2021	07:31:17	7:30 - 7:45	28.187072	-82.387408	69.04
11574	Point	10/5/2021	07:31:18	7:30 - 7:45	28.186811	-82.387519	69.37
11625	Point	10/5/2021	07:31:19	7:30 - 7:45	28.186548	-82.387631	69.71
11674	Point	10/5/2021	07:31:20	7:30 - 7:45	28.186284	-82.387744	70.07
11723	Point	10/5/2021	07:31:21	7:30 - 7:45	28.186019	-82.387856	70.37
11777	Point	10/5/2021	07:31:22	7:30 - 7:45	28.185752	-82.387971	70.65
11826	Point	10/5/2021	07:31:23	7:30 - 7:45	28.18549	-82.388084	70.74
11876	Point	10/5/2021	07:31:24	7:30 - 7:45	28.185226	-82.388195	70.79
11927	Point	10/5/2021	07:31:25	7:30 - 7:45	28.184961	-82.388308	70.96
11978	Point	10/5/2021	07:31:26	7:30 - 7:45	28.184693	-82.388421	71.18
12031	Point	10/5/2021	07:31:27	7:30 - 7:45	28.184422	-82.388536	71.4
12082	Point	10/5/2021	07:31:28	7:30 - 7:45	28.184149	-82.38865	71.71
12135	Point	10/5/2021	07:31:29	7:30 - 7:45	28.183872	-82.388766	72.09
12189	Point	10/5/2021	07:31:30	7:30 - 7:45	28.183601	-82.388882	72.35
12242	Point	10/5/2021	07:31:31	7:30 - 7:45	28.183324	-82.388996	72.6
12295	Point	10/5/2021	07:31:32	7:30 - 7:45	28.183054	-82.389111	72.75
12350	Point	10/5/2021	07:31:33	7:30 - 7:45	28.182779	-82.389227	73.04
12401	Point	10/5/2021	07:31:34	7:30 - 7:45	28.182499	-82.389343	73.42
12456	Point	10/5/2021	07:31:35	7:30 - 7:45	28.182224	-82.389459	73.81
12512	Point	10/5/2021	07:31:36	7:30 - 7:45	28.181949	-82.389576	73.98
12563	Point	10/5/2021	07:31:37	7:30 - 7:45	28.181674	-82.389698	74.31
12615	Point	10/5/2021	07:31:38	7:30 - 7:45	28.181397	-82.38982	74.71
12668	Point	10/5/2021	07:31:39	7:30 - 7:45	28.181121	-82.389941	74.82
12716	Point	10/5/2021	07:31:40	7:30 - 7:45	28.180843	-82.390058	74.9
12771	Point	10/5/2021	07:31:41	7:30 - 7:45	28.180564	-82.390175	74.95
12822	Point	10/5/2021	07:31:42	7:30 - 7:45	28.180285	-82.390291	74.96
12878	Point	10/5/2021	07:31:43	7:30 - 7:45	28.180003	-82.390405	74.99
12934	Point	10/5/2021	07:31:44	7:30 - 7:45	28.179723	-82.390521	74.02
12986	Point	10/5/2021	07:31:45	7:30 - 7:45	28.179444	-82.390638	74.02
13039	Point	10/5/2021	07:31:46	7:30 - 7:45	28.179168	-82.39076	73.99
13089	Point	10/5/2021	07:31:47	7:30 - 7:45	28.178895	-82.390882	74.01
13140	Point	10/5/2021	07:31:48	7:30 - 7:45	28.178611	-82.390998	74.2
13193	Point	10/5/2021	07:31:49	7:30 - 7:45	28.178326	-82.391119	74.45
13244	Point	10/5/2021	07:31:50	7:30 - 7:45	28.178041	-82.391238	74.71
13295	Point	10/5/2021	07:31:51	7:30 - 7:45	28.177757	-82.391357	74.86
13345	Point	10/5/2021	07:31:52	7:30 - 7:45	28.177472	-82.391482	75
13404	Point	10/5/2021	07:31:53	7:30 - 7:45	28.177181	-82.391599	75.23
13459	Point	10/5/2021	07:31:54	7:30 - 7:45	28.176891	-82.391712	75.34
13510	Point	10/5/2021	07:31:55	7:30 - 7:45	28.176605	-82.391826	75.36
13562	Point	10/5/2021	07:31:56	7:30 - 7:45	28.176313	-82.391943	75.68

DocuSign Envelope ID: 00F7F873-2213-453E-A7D6-7A719BA1E281

13614	Point	10/5/2021	07:31:57	7:30 - 7:45	28.176033	-82.392076	75.77
13661	Point	10/5/2021	07:31:58	7:30 - 7:45	28.175757	-82.392216	75.91
13714	Point	10/5/2021	07:31:59	7:30 - 7:45	28.175465	-82.392351	76.31
13765	Point	10/5/2021	07:32:00	7:30 - 7:45	28.175174	-82.392478	76.6
13815	Point	10/5/2021	07:32:01	7:30 - 7:45	28.174884	-82.392607	76.84
13870	Point	10/5/2021	07:32:02	7:30 - 7:45	28.174588	-82.392736	77.18
13926	Point	10/5/2021	07:32:03	7:30 - 7:45	28.174294	-82.392866	77.48
13979	Point	10/5/2021	07:32:04	7:30 - 7:45	28.173998	-82.39299	77.82
14028	Point	10/5/2021	07:32:05	7:30 - 7:45	28.173705	-82.393113	78.05
14083	Point	10/5/2021	07:32:06	7:30 - 7:45	28.173405	-82.393235	78.15
14139	Point	10/5/2021	07:32:07	7:30 - 7:45	28.173109	-82.393351	77.26
14192	Point	10/5/2021	07:32:08	7:30 - 7:45	28.172814	-82.393468	77.28
14246	Point	10/5/2021	07:32:09	7:30 - 7:45	28.172517	-82.393581	77.38
14299	Point	10/5/2021	07:32:10	7:30 - 7:45	28.172221	-82.393698	77.63
14356	Point	10/5/2021	07:32:11	7:30 - 7:45	28.171926	-82.393814	77.88
14411	Point	10/5/2021	07:32:12	7:30 - 7:45	28.17163	-82.393931	77.95
14464	Point	10/5/2021	07:32:13	7:30 - 7:45	28.17134	-82.394048	77.07
14513	Point	10/5/2021	07:32:14	7:30 - 7:45	28.171055	-82.394173	76.95
14568	Point	10/5/2021	07:32:15	7:30 - 7:45	28.170764	-82.394286	77.13
14623	Point	10/5/2021	07:32:16	7:30 - 7:45	28.170468	-82.394396	77.43
14677	Point	10/5/2021	07:32:17	7:30 - 7:45	28.170173	-82.394503	77.62
14735	Point	10/5/2021	07:32:18	7:30 - 7:45	28.169873	-82.3946	77
14788	Point	10/5/2021	07:32:19	7:30 - 7:45	28.16958	-82.394689	76.12
14840	Point	10/5/2021	07:32:20	7:30 - 7:45	28.169284	-82.394772	75.45
14896	Point	10/5/2021	07:32:21	7:30 - 7:45	28.168988	-82.394852	75.78
14950	Point	10/5/2021	07:32:22	7:30 - 7:45	28.16869	-82.394922	76.01
15001	Point	10/5/2021	07:32:23	7:30 - 7:45	28.168386	-82.39499	76.46
15051	Point	10/5/2021	07:32:24	7:30 - 7:45	28.168085	-82.395046	76.15
15105	Point	10/5/2021	07:32:25	7:30 - 7:45	28.167782	-82.395092	75.42
15162	Point	10/5/2021	07:32:26	7:30 - 7:45	28.16748	-82.395135	75.46
15213	Point	10/5/2021	07:32:27	7:30 - 7:45	28.16718	-82.395174	75.34
15265	Point	10/5/2021	07:32:28	7:30 - 7:45	28.16688	-82.395202	74.38
15317	Point	10/5/2021	07:32:29	7:30 - 7:45	28.166584	-82.395227	74.17
15371	Point	10/5/2021	07:32:30	7:30 - 7:45	28.16629	-82.395244	74.07
15422	Point	10/5/2021	07:32:31	7:30 - 7:45	28.165993	-82.395258	74.24
15474	Point	10/5/2021	07:32:32	7:30 - 7:45	28.165696	-82.395268	73.54
15525	Point	10/5/2021	07:32:33	7:30 - 7:45	28.165404	-82.395275	72.52
15574	Point	10/5/2021	07:32:34	7:30 - 7:45	28.16512	-82.395269	71.55
15624	Point	10/5/2021	07:32:35	7:30 - 7:45	28.164836	-82.39525	70.99
15673	Point	10/5/2021	07:32:36	7:30 - 7:45	28.16455	-82.395232	69.98
15719	Point	10/5/2021	07:32:37	7:30 - 7:45	28.16427	-82.395203	68.9
15766	Point	10/5/2021	07:32:38	7:30 - 7:45	28.163996	-82.395169	67.91
15814	Point	10/5/2021	07:32:39	7:30 - 7:45	28.16373	-82.395136	66.98
15861	Point	10/5/2021	07:32:40	7:30 - 7:45	28.16346	-82.395098	66.17
15908	Point	10/5/2021	07:32:41	7:30 - 7:45	28.163195	-82.395054	65.5
7159	Point	10/5/2021	07:32:42	7:30 - 7:45	28.209537	-82.375303	70.84
15954	Point	10/5/2021	07:32:42	7:30 - 7:45	28.16293	-82.395008	65.24

DocuSign Envelope ID: 00F7F873-2213-453E-A7D6-7A719BA1E281

7207	Point	10/5/2021	07:32:43	7:30 - 7:45	28.209298	-82.37548	71.11
16000	Point	10/5/2021	07:32:43	7:30 - 7:45	28.162666	-82.394958	65.35
7259	Point	10/5/2021	07:32:44	7:30 - 7:45	28.20905	-82.375656	71.87
16046	Point	10/5/2021	07:32:44	7:30 - 7:45	28.162401	-82.394903	65.46
7312	Point	10/5/2021	07:32:45	7:30 - 7:45	28.208807	-82.375836	72.26
16094	Point	10/5/2021	07:32:45	7:30 - 7:45	28.162139	-82.394847	65.16
7364	Point	10/5/2021	07:32:46	7:30 - 7:45	28.208559	-82.376011	72.74
16143	Point	10/5/2021	07:32:46	7:30 - 7:45	28.16188	-82.394784	64.59
7414	Point	10/5/2021	07:32:47	7:30 - 7:45	28.208309	-82.376186	72.73
16190	Point	10/5/2021	07:32:47	7:30 - 7:45	28.161625	-82.394713	64.62
7462	Point	10/5/2021	07:32:48	7:30 - 7:45	28.208059	-82.376357	72.61
16235	Point	10/5/2021	07:32:48	7:30 - 7:45	28.16137	-82.394635	64.86
7511	Point	10/5/2021	07:32:49	7:30 - 7:45	28.207808	-82.376526	72.88
16281	Point	10/5/2021	07:32:49	7:30 - 7:45	28.161111	-82.394555	65.25
7561	Point	10/5/2021	07:32:50	7:30 - 7:45	28.207554	-82.376693	73.23
16329	Point	10/5/2021	07:32:50	7:30 - 7:45	28.160851	-82.394469	65.53
7616	Point	10/5/2021	07:32:51	7:30 - 7:45	28.207301	-82.376859	72.89
16377	Point	10/5/2021	07:32:51	7:30 - 7:45	28.160595	-82.394377	65.27
7666	Point	10/5/2021	07:32:52	7:30 - 7:45	28.207047	-82.377022	72.53
16421	Point	10/5/2021	07:32:52	7:30 - 7:45	28.160345	-82.394284	64.96
7718	Point	10/5/2021	07:32:53	7:30 - 7:45	28.206793	-82.377187	72.37
7769	Point	10/5/2021	07:32:54	7:30 - 7:45	28.20654	-82.377347	72.02
7816	Point	10/5/2021	07:32:55	7:30 - 7:45	28.206288	-82.377506	71.69
7866	Point	10/5/2021	07:32:56	7:30 - 7:45	28.206036	-82.377661	71.19
7915	Point	10/5/2021	07:32:57	7:30 - 7:45	28.205786	-82.377812	70.64
7965	Point	10/5/2021	07:32:58	7:30 - 7:45	28.205534	-82.377959	70.3
8008	Point	10/5/2021	07:32:59	7:30 - 7:45	28.205282	-82.378107	70.33
8055	Point	10/5/2021	07:33:00	7:30 - 7:45	28.205028	-82.378256	70.99
8104	Point	10/5/2021	07:33:01	7:30 - 7:45	28.204771	-82.378408	71.76
8154	Point	10/5/2021	07:33:02	7:30 - 7:45	28.204511	-82.378557	72.35
8208	Point	10/5/2021	07:33:03	7:30 - 7:45	28.20425	-82.378708	72.58
8263	Point	10/5/2021	07:33:04	7:30 - 7:45	28.20399	-82.378859	72.54
8313	Point	10/5/2021	07:33:05	7:30 - 7:45	28.203728	-82.379009	72.8
8363	Point	10/5/2021	07:33:06	7:30 - 7:45	28.203467	-82.379161	72.61
8416	Point	10/5/2021	07:33:07	7:30 - 7:45	28.203206	-82.379314	72.74
8467	Point	10/5/2021	07:33:08	7:30 - 7:45	28.202942	-82.379463	72.9
8519	Point	10/5/2021	07:33:09	7:30 - 7:45	28.202681	-82.379615	73
8571	Point	10/5/2021	07:33:10	7:30 - 7:45	28.20242	-82.379769	73.09
8623	Point	10/5/2021	07:33:11	7:30 - 7:45	28.202158	-82.379921	73.02
8673	Point	10/5/2021	07:33:12	7:30 - 7:45	28.201899	-82.380071	72.36
8722	Point	10/5/2021	07:33:13	7:30 - 7:45	28.201639	-82.380218	71.88
8774	Point	10/5/2021	07:33:14	7:30 - 7:45	28.20138	-82.380365	71.66
8824	Point	10/5/2021	07:33:15	7:30 - 7:45	28.201127	-82.380513	71.42
8875	Point	10/5/2021	07:33:16	7:30 - 7:45	28.200869	-82.380661	71.69
8924	Point	10/5/2021	07:33:17	7:30 - 7:45	28.200608	-82.380808	71.55
8972	Point	10/5/2021	07:33:18	7:30 - 7:45	28.200349	-82.380949	71.14
9025	Point	10/5/2021	07:33:19	7:30 - 7:45	28.200093	-82.381092	70.49

DocuSign Envelope ID: 00F7F873-2213-453E-A7D6-7A719BA1E281

9079	Point	10/5/2021	07:33:20	7:30 - 7:45	28.19984	-82.381243	70.63
9130	Point	10/5/2021	07:33:21	7:30 - 7:45	28.199586	-82.381391	70.78
9176	Point	10/5/2021	07:33:22	7:30 - 7:45	28.199332	-82.381537	70.46
9223	Point	10/5/2021	07:33:23	7:30 - 7:45	28.199079	-82.381683	70.24
9273	Point	10/5/2021	07:33:24	7:30 - 7:45	28.198826	-82.381829	70.04
9323	Point	10/5/2021	07:33:25	7:30 - 7:45	28.198576	-82.381975	69.9
9373	Point	10/5/2021	07:33:26	7:30 - 7:45	28.198326	-82.382124	70.06
9422	Point	10/5/2021	07:33:27	7:30 - 7:45	28.198076	-82.382272	69.86
9467	Point	10/5/2021	07:33:28	7:30 - 7:45	28.197827	-82.382421	69.38
9515	Point	10/5/2021	07:33:29	7:30 - 7:45	28.197578	-82.382563	68.98
9562	Point	10/5/2021	07:33:30	7:30 - 7:45	28.197332	-82.382701	68.33
9613	Point	10/5/2021	07:33:31	7:30 - 7:45	28.197085	-82.382838	67.93
9656	Point	10/5/2021	07:33:32	7:30 - 7:45	28.196842	-82.382975	67.6
9702	Point	10/5/2021	07:33:33	7:30 - 7:45	28.196598	-82.38311	67.37
9751	Point	10/5/2021	07:33:34	7:30 - 7:45	28.196354	-82.383242	67.14
9796	Point	10/5/2021	07:33:35	7:30 - 7:45	28.196108	-82.383372	67.33
9841	Point	10/5/2021	07:33:36	7:30 - 7:45	28.195862	-82.383501	67.39
9888	Point	10/5/2021	07:33:37	7:30 - 7:45	28.195617	-82.383627	67.11
9936	Point	10/5/2021	07:33:38	7:30 - 7:45	28.195371	-82.383751	66.77
9981	Point	10/5/2021	07:33:39	7:30 - 7:45	28.195126	-82.383873	66.45
10029	Point	10/5/2021	07:33:40	7:30 - 7:45	28.194881	-82.383993	66.24
10074	Point	10/5/2021	07:33:41	7:30 - 7:45	28.194637	-82.384109	66.11
10119	Point	10/5/2021	07:33:42	7:30 - 7:45	28.194392	-82.384221	66.22
10167	Point	10/5/2021	07:33:43	7:30 - 7:45	28.194143	-82.384334	66.72
10214	Point	10/5/2021	07:33:44	7:30 - 7:45	28.193891	-82.384446	66.99
10260	Point	10/5/2021	07:33:45	7:30 - 7:45	28.193639	-82.384556	66.57
10306	Point	10/5/2021	07:33:46	7:30 - 7:45	28.193392	-82.384666	66.46
10353	Point	10/5/2021	07:33:47	7:30 - 7:45	28.193144	-82.384776	66.06
10400	Point	10/5/2021	07:33:48	7:30 - 7:45	28.192899	-82.384883	65.35
10441	Point	10/5/2021	07:33:49	7:30 - 7:45	28.192655	-82.384994	64.66
10489	Point	10/5/2021	07:33:50	7:30 - 7:45	28.192415	-82.385099	64.13
10534	Point	10/5/2021	07:33:51	7:30 - 7:45	28.192174	-82.385202	63.44
10578	Point	10/5/2021	07:33:52	7:30 - 7:45	28.191937	-82.385301	62.81
10622	Point	10/5/2021	07:33:53	7:30 - 7:45	28.191703	-82.3854	62.17
10664	Point	10/5/2021	07:33:54	7:30 - 7:45	28.191468	-82.385495	61.74
10712	Point	10/5/2021	07:33:55	7:30 - 7:45	28.191234	-82.385595	62.06
10756	Point	10/5/2021	07:33:56	7:30 - 7:45	28.190997	-82.385695	62.59
10803	Point	10/5/2021	07:33:57	7:30 - 7:45	28.190759	-82.385795	62.9
10848	Point	10/5/2021	07:33:58	7:30 - 7:45	28.190521	-82.385896	63.06
10896	Point	10/5/2021	07:33:59	7:30 - 7:45	28.190281	-82.385999	63.74
10944	Point	10/5/2021	07:34:00	7:30 - 7:45	28.190039	-82.386102	64.15
10993	Point	10/5/2021	07:34:01	7:30 - 7:45	28.189796	-82.386207	64.69
11040	Point	10/5/2021	07:34:02	7:30 - 7:45	28.18955	-82.386312	65.39
11088	Point	10/5/2021	07:34:03	7:30 - 7:45	28.189299	-82.386419	66.18
11138	Point	10/5/2021	07:34:04	7:30 - 7:45	28.189048	-82.386525	66.37
11185	Point	10/5/2021	07:34:05	7:30 - 7:45	28.188802	-82.386631	65.52
11234	Point	10/5/2021	07:34:06	7:30 - 7:45	28.188557	-82.386733	64.82

DocuSign Envelope ID: 00F7F873-2213-453E-A7D6-7A719BA1E281

11284	Point	10/5/2021	07:34:07	7:30 - 7:45	28.188314	-82.386833	64.12
11331	Point	10/5/2021	07:34:08	7:30 - 7:45	28.188075	-82.386935	63.38
11378	Point	10/5/2021	07:34:09	7:30 - 7:45	28.187839	-82.387034	62.48
11421	Point	10/5/2021	07:34:10	7:30 - 7:45	28.187606	-82.387131	61.65
11466	Point	10/5/2021	07:34:11	7:30 - 7:45	28.187376	-82.38723	61.13
11513	Point	10/5/2021	07:34:12	7:30 - 7:45	28.187143	-82.387331	61.37
11558	Point	10/5/2021	07:34:13	7:30 - 7:45	28.186909	-82.387435	61.83
11602	Point	10/5/2021	07:34:14	7:30 - 7:45	28.186675	-82.387532	62.26
11648	Point	10/5/2021	07:34:15	7:30 - 7:45	28.186435	-82.387631	63
11692	Point	10/5/2021	07:34:16	7:30 - 7:45	28.186194	-82.387733	63.69
11736	Point	10/5/2021	07:34:17	7:30 - 7:45	28.18595	-82.387836	64.34
11785	Point	10/5/2021	07:34:18	7:30 - 7:45	28.185707	-82.387942	64.62
11831	Point	10/5/2021	07:34:19	7:30 - 7:45	28.185462	-82.388041	64.33
11879	Point	10/5/2021	07:34:20	7:30 - 7:45	28.185222	-82.388146	63.93
11922	Point	10/5/2021	07:34:21	7:30 - 7:45	28.184983	-82.388247	63.14
11966	Point	10/5/2021	07:34:22	7:30 - 7:45	28.184748	-82.38835	62.82
12013	Point	10/5/2021	07:34:23	7:30 - 7:45	28.184507	-82.388449	63.57
12063	Point	10/5/2021	07:34:24	7:30 - 7:45	28.184269	-82.388552	63.56
12108	Point	10/5/2021	07:34:25	7:30 - 7:45	28.184032	-82.388653	63.19
12153	Point	10/5/2021	07:34:26	7:30 - 7:45	28.183795	-82.388756	63.18
12197	Point	10/5/2021	07:34:27	7:30 - 7:45	28.183556	-82.388855	63.21
12243	Point	10/5/2021	07:34:28	7:30 - 7:45	28.183318	-82.388958	63.2
12289	Point	10/5/2021	07:34:29	7:30 - 7:45	28.18308	-82.38906	63.18
12338	Point	10/5/2021	07:34:30	7:30 - 7:45	28.182842	-82.389161	63.39
12383	Point	10/5/2021	07:34:31	7:30 - 7:45	28.182603	-82.389261	63.52
12425	Point	10/5/2021	07:34:32	7:30 - 7:45	28.182361	-82.389365	63.8
12468	Point	10/5/2021	07:34:33	7:30 - 7:45	28.182119	-82.389466	63.98
12518	Point	10/5/2021	07:34:34	7:30 - 7:45	28.181882	-82.389571	64.07
12568	Point	10/5/2021	07:34:35	7:30 - 7:45	28.181641	-82.389674	64.18
12616	Point	10/5/2021	07:34:36	7:30 - 7:45	28.181396	-82.389777	64.71
12660	Point	10/5/2021	07:34:37	7:30 - 7:45	28.181145	-82.38988	65.31
12710	Point	10/5/2021	07:34:38	7:30 - 7:45	28.180897	-82.389986	65.55
12755	Point	10/5/2021	07:34:39	7:30 - 7:45	28.18065	-82.390093	65.64
12801	Point	10/5/2021	07:34:40	7:30 - 7:45	28.180407	-82.390197	64.88
12849	Point	10/5/2021	07:34:41	7:30 - 7:45	28.180166	-82.3903	64.09
12894	Point	10/5/2021	07:34:42	7:30 - 7:45	28.179927	-82.3904	63.33
12939	Point	10/5/2021	07:34:43	7:30 - 7:45	28.179688	-82.390498	63.31
12987	Point	10/5/2021	07:34:44	7:30 - 7:45	28.179442	-82.390598	63.53
13029	Point	10/5/2021	07:34:45	7:30 - 7:45	28.179205	-82.390697	63.28
13072	Point	10/5/2021	07:34:46	7:30 - 7:45	28.178962	-82.390798	63.72
13119	Point	10/5/2021	07:34:47	7:30 - 7:45	28.178725	-82.390901	63.55
13163	Point	10/5/2021	07:34:48	7:30 - 7:45	28.178486	-82.391004	63.46
13206	Point	10/5/2021	07:34:49	7:30 - 7:45	28.17825	-82.391105	63.51
13251	Point	10/5/2021	07:34:50	7:30 - 7:45	28.178012	-82.391208	63.47
13292	Point	10/5/2021	07:34:51	7:30 - 7:45	28.177771	-82.391309	63.63
13337	Point	10/5/2021	07:34:52	7:30 - 7:45	28.177526	-82.391411	64.11
13382	Point	10/5/2021	07:34:53	7:30 - 7:45	28.177283	-82.391514	64.61

DocuSign Envelope ID: 00F7F873-2213-453E-A7D6-7A719BA1E281

13427	Point	10/5/2021	07:34:54	7:30 - 7:45	28.177037	-82.391619	65.01
13476	Point	10/5/2021	07:34:55	7:30 - 7:45	28.17679	-82.391723	65.27
13522	Point	10/5/2021	07:34:56	7:30 - 7:45	28.176543	-82.391827	65.61
13567	Point	10/5/2021	07:34:57	7:30 - 7:45	28.176291	-82.391936	65.73
13609	Point	10/5/2021	07:34:58	7:30 - 7:45	28.176045	-82.392042	65.1
13655	Point	10/5/2021	07:34:59	7:30 - 7:45	28.1758	-82.392154	64.82
13696	Point	10/5/2021	07:35:00	7:30 - 7:45	28.175559	-82.392262	64.63
13743	Point	10/5/2021	07:35:01	7:30 - 7:45	28.175314	-82.392368	64.76
13787	Point	10/5/2021	07:35:02	7:30 - 7:45	28.175067	-82.39247	64.84
13833	Point	10/5/2021	07:35:03	7:30 - 7:45	28.174821	-82.392571	64.84
13873	Point	10/5/2021	07:35:04	7:30 - 7:45	28.174575	-82.392675	64.73
13914	Point	10/5/2021	07:35:05	7:30 - 7:45	28.174332	-82.392776	64.49
13958	Point	10/5/2021	07:35:06	7:30 - 7:45	28.174081	-82.392883	65.3
14002	Point	10/5/2021	07:35:07	7:30 - 7:45	28.173836	-82.392985	65.23
14048	Point	10/5/2021	07:35:08	7:30 - 7:45	28.173592	-82.393088	64.94
14095	Point	10/5/2021	07:35:09	7:30 - 7:45	28.173349	-82.39319	64.49
14140	Point	10/5/2021	07:35:10	7:30 - 7:45	28.173109	-82.393295	64.17
14184	Point	10/5/2021	07:35:11	7:30 - 7:45	28.17286	-82.393397	64.71
14228	Point	10/5/2021	07:35:12	7:30 - 7:45	28.172619	-82.393497	64.21
14270	Point	10/5/2021	07:35:13	7:30 - 7:45	28.172375	-82.393596	63.92
14318	Point	10/5/2021	07:35:14	7:30 - 7:45	28.172132	-82.393693	63.56
14363	Point	10/5/2021	07:35:15	7:30 - 7:45	28.171885	-82.393791	63.98
14407	Point	10/5/2021	07:35:16	7:30 - 7:45	28.171644	-82.393892	63.9
14451	Point	10/5/2021	07:35:17	7:30 - 7:45	28.171405	-82.393989	63.5
14497	Point	10/5/2021	07:35:18	7:30 - 7:45	28.171159	-82.39409	63.85
14543	Point	10/5/2021	07:35:19	7:30 - 7:45	28.170916	-82.394192	64.08
14588	Point	10/5/2021	07:35:20	7:30 - 7:45	28.170669	-82.394291	64.25
14632	Point	10/5/2021	07:35:21	7:30 - 7:45	28.170425	-82.394385	63.77
14672	Point	10/5/2021	07:35:22	7:30 - 7:45	28.170183	-82.394473	62.94
14718	Point	10/5/2021	07:35:23	7:30 - 7:45	28.169942	-82.394555	62.26
14765	Point	10/5/2021	07:35:24	7:30 - 7:45	28.169702	-82.394634	61.78
14808	Point	10/5/2021	07:35:25	7:30 - 7:45	28.169466	-82.394705	61.41
14854	Point	10/5/2021	07:35:26	7:30 - 7:45	28.169227	-82.394773	61.31
14898	Point	10/5/2021	07:35:27	7:30 - 7:45	28.168982	-82.39484	61.74
14940	Point	10/5/2021	07:35:28	7:30 - 7:45	28.16874	-82.394903	62.03
14984	Point	10/5/2021	07:35:29	7:30 - 7:45	28.168496	-82.394962	62.19
15028	Point	10/5/2021	07:35:30	7:30 - 7:45	28.168249	-82.395013	62.14
15069	Point	10/5/2021	07:35:31	7:30 - 7:45	28.168005	-82.395059	61.86
15111	Point	10/5/2021	07:35:32	7:30 - 7:45	28.16776	-82.395099	61.84
15155	Point	10/5/2021	07:35:33	7:30 - 7:45	28.167513	-82.395136	61.92
15198	Point	10/5/2021	07:35:34	7:30 - 7:45	28.167266	-82.395166	61.95
15242	Point	10/5/2021	07:35:35	7:30 - 7:45	28.167016	-82.39519	62.08
15289	Point	10/5/2021	07:35:36	7:30 - 7:45	28.166765	-82.395211	62.2
15331	Point	10/5/2021	07:35:37	7:30 - 7:45	28.166512	-82.395227	62.31
15376	Point	10/5/2021	07:35:38	7:30 - 7:45	28.166261	-82.395235	62.42
15416	Point	10/5/2021	07:35:39	7:30 - 7:45	28.16601	-82.395244	62.74
15461	Point	10/5/2021	07:35:40	7:30 - 7:45	28.165757	-82.395252	62.97

DocuSign Envelope ID: 00F7F873-2213-453E-A7D6-7A719BA1E281

15506	Point	10/5/2021	07:35:41	7:30 - 7:45	28.165502	-82.395256	63.08
15549	Point	10/5/2021	07:35:42	7:30 - 7:45	28.165243	-82.395253	63.49
15595	Point	10/5/2021	07:35:43	7:30 - 7:45	28.164984	-82.395245	63.81
15642	Point	10/5/2021	07:35:44	7:30 - 7:45	28.164724	-82.395235	64.18
15687	Point	10/5/2021	07:35:45	7:30 - 7:45	28.164462	-82.395218	64.91
15736	Point	10/5/2021	07:35:46	7:30 - 7:45	28.164195	-82.395192	65.77
15779	Point	10/5/2021	07:35:47	7:30 - 7:45	28.163929	-82.39517	66.25
15825	Point	10/5/2021	07:35:48	7:30 - 7:45	28.163667	-82.395139	66.07
15873	Point	10/5/2021	07:35:49	7:30 - 7:45	28.1634	-82.395101	66.17
15916	Point	10/5/2021	07:35:50	7:30 - 7:45	28.163137	-82.395059	65.98
15963	Point	10/5/2021	07:35:51	7:30 - 7:45	28.162877	-82.395009	65.25
16007	Point	10/5/2021	07:35:52	7:30 - 7:45	28.162622	-82.394959	64.39
16052	Point	10/5/2021	07:35:53	7:30 - 7:45	28.162372	-82.394902	63.48
16099	Point	10/5/2021	07:35:54	7:30 - 7:45	28.162126	-82.394841	62.48
16142	Point	10/5/2021	07:35:55	7:30 - 7:45	28.161882	-82.39478	61.69
16186	Point	10/5/2021	07:35:56	7:30 - 7:45	28.161642	-82.394713	60.89
16229	Point	10/5/2021	07:35:57	7:30 - 7:45	28.161406	-82.394641	60.44
16267	Point	10/5/2021	07:35:58	7:30 - 7:45	28.161169	-82.394568	60.34
16311	Point	10/5/2021	07:35:59	7:30 - 7:45	28.160937	-82.394487	60.1
16357	Point	10/5/2021	07:36:00	7:30 - 7:45	28.160703	-82.394406	60
16400	Point	10/5/2021	07:36:01	7:30 - 7:45	28.160475	-82.39432	59.97
7152	Point	10/5/2021	07:48:41	7:45 - 8:00	28.209558	-82.375313	62.78
7192	Point	10/5/2021	07:48:42	7:45 - 8:00	28.209343	-82.37547	63.69
7156	Point	10/5/2021	07:48:43	7:45 - 8:00	28.209546	-82.375349	62.86
7237	Point	10/5/2021	07:48:43	7:45 - 8:00	28.209123	-82.375632	64.73
7199	Point	10/5/2021	07:48:44	7:45 - 8:00	28.209332	-82.375506	63.25
7282	Point	10/5/2021	07:48:44	7:45 - 8:00	28.2089	-82.375789	65.56
7240	Point	10/5/2021	07:48:45	7:45 - 8:00	28.209115	-82.375666	63.66
7333	Point	10/5/2021	07:48:45	7:45 - 8:00	28.208672	-82.375953	66.54
7283	Point	10/5/2021	07:48:46	7:45 - 8:00	28.208899	-82.375824	64.12
7382	Point	10/5/2021	07:48:46	7:45 - 8:00	28.208442	-82.376117	67.58
7331	Point	10/5/2021	07:48:47	7:45 - 8:00	28.208679	-82.375979	64.69
7429	Point	10/5/2021	07:48:47	7:45 - 8:00	28.208209	-82.37628	68.16
7379	Point	10/5/2021	07:48:48	7:45 - 8:00	28.208455	-82.376136	65.49
7481	Point	10/5/2021	07:48:48	7:45 - 8:00	28.207973	-82.376443	68.63
7425	Point	10/5/2021	07:48:49	7:45 - 8:00	28.208228	-82.376294	66.08
7531	Point	10/5/2021	07:48:49	7:45 - 8:00	28.207735	-82.376604	69.13
7471	Point	10/5/2021	07:48:50	7:45 - 8:00	28.207996	-82.376452	66.87
7580	Point	10/5/2021	07:48:50	7:45 - 8:00	28.207494	-82.376767	69.64
7522	Point	10/5/2021	07:48:51	7:45 - 8:00	28.207762	-82.376609	67.73
7630	Point	10/5/2021	07:48:51	7:45 - 8:00	28.207248	-82.37693	70.3
7573	Point	10/5/2021	07:48:52	7:45 - 8:00	28.207526	-82.376764	68.35
7679	Point	10/5/2021	07:48:52	7:45 - 8:00	28.207001	-82.377092	70.86
7623	Point	10/5/2021	07:48:53	7:45 - 8:00	28.207284	-82.376921	69.23
7726	Point	10/5/2021	07:48:53	7:45 - 8:00	28.206753	-82.37725	71.14
7667	Point	10/5/2021	07:48:54	7:45 - 8:00	28.207039	-82.37708	69.98
7777	Point	10/5/2021	07:48:54	7:45 - 8:00	28.206501	-82.377404	71.11

DocuSign Envelope ID: 00F7F873-2213-453E-A7D6-7A719BA1E281

7717	Point	10/5/2021	07:48:55	7:45 - 8:00	28.206795	-82.377238	69.98
7828	Point	10/5/2021	07:48:55	7:45 - 8:00	28.206248	-82.377562	71.16
7765	Point	10/5/2021	07:48:56	7:45 - 8:00	28.206552	-82.377397	70.14
7878	Point	10/5/2021	07:48:56	7:45 - 8:00	28.205995	-82.377718	71.3
7815	Point	10/5/2021	07:48:57	7:45 - 8:00	28.206304	-82.377552	70.34
7927	Point	10/5/2021	07:48:57	7:45 - 8:00	28.20574	-82.377872	71.61
7865	Point	10/5/2021	07:48:58	7:45 - 8:00	28.206045	-82.377689	70.55
7975	Point	10/5/2021	07:48:58	7:45 - 8:00	28.205485	-82.378024	71.8
7913	Point	10/5/2021	07:48:59	7:45 - 8:00	28.205793	-82.377842	70.94
8021	Point	10/5/2021	07:48:59	7:45 - 8:00	28.205226	-82.378174	71.83
7961	Point	10/5/2021	07:49:00	7:45 - 8:00	28.205543	-82.37801	71.55
8071	Point	10/5/2021	07:49:00	7:45 - 8:00	28.204968	-82.378324	71.79
8011	Point	10/5/2021	07:49:01	7:45 - 8:00	28.205278	-82.378145	71.97
8125	Point	10/5/2021	07:49:01	7:45 - 8:00	28.204707	-82.378476	71.86
8057	Point	10/5/2021	07:49:02	7:45 - 8:00	28.205025	-82.378308	72.49
8175	Point	10/5/2021	07:49:02	7:45 - 8:00	28.204451	-82.378627	71.71
8106	Point	10/5/2021	07:49:03	7:45 - 8:00	28.204765	-82.37846	72.8
8221	Point	10/5/2021	07:49:03	7:45 - 8:00	28.204193	-82.378775	71.59
8159	Point	10/5/2021	07:49:04	7:45 - 8:00	28.204502	-82.378611	72.73
8274	Point	10/5/2021	07:49:04	7:45 - 8:00	28.203934	-82.378923	71.73
8210	Point	10/5/2021	07:49:05	7:45 - 8:00	28.204245	-82.378763	71.95
8325	Point	10/5/2021	07:49:05	7:45 - 8:00	28.203674	-82.379072	72.1
8265	Point	10/5/2021	07:49:06	7:45 - 8:00	28.203984	-82.378914	71.94
8377	Point	10/5/2021	07:49:06	7:45 - 8:00	28.203412	-82.379216	72.01
8314	Point	10/5/2021	07:49:07	7:45 - 8:00	28.203722	-82.379064	72.31
8425	Point	10/5/2021	07:49:07	7:45 - 8:00	28.203157	-82.379367	71.85
8364	Point	10/5/2021	07:49:08	7:45 - 8:00	28.203462	-82.379212	72.81
8476	Point	10/5/2021	07:49:08	7:45 - 8:00	28.202898	-82.379515	71.74
8418	Point	10/5/2021	07:49:09	7:45 - 8:00	28.203204	-82.37936	73.09
8528	Point	10/5/2021	07:49:09	7:45 - 8:00	28.202641	-82.379664	71.7
8470	Point	10/5/2021	07:49:10	7:45 - 8:00	28.202935	-82.379512	73.58
8579	Point	10/5/2021	07:49:10	7:45 - 8:00	28.202383	-82.379814	72.01
8521	Point	10/5/2021	07:49:11	7:45 - 8:00	28.202672	-82.379661	73.39
8628	Point	10/5/2021	07:49:11	7:45 - 8:00	28.202125	-82.379965	72.32
8573	Point	10/5/2021	07:49:12	7:45 - 8:00	28.202411	-82.379809	73.33
8678	Point	10/5/2021	07:49:12	7:45 - 8:00	28.201865	-82.380117	72.64
8626	Point	10/5/2021	07:49:13	7:45 - 8:00	28.202146	-82.379961	73.48
8731	Point	10/5/2021	07:49:13	7:45 - 8:00	28.201604	-82.380269	72.95
8676	Point	10/5/2021	07:49:14	7:45 - 8:00	28.201879	-82.380112	73.55
8782	Point	10/5/2021	07:49:14	7:45 - 8:00	28.201342	-82.380422	72.89
8727	Point	10/5/2021	07:49:15	7:45 - 8:00	28.20162	-82.380262	72.76
8835	Point	10/5/2021	07:49:15	7:45 - 8:00	28.201082	-82.380574	72.7
8777	Point	10/5/2021	07:49:16	7:45 - 8:00	28.201366	-82.380407	72.39
8885	Point	10/5/2021	07:49:16	7:45 - 8:00	28.200823	-82.380727	72.61
8827	Point	10/5/2021	07:49:17	7:45 - 8:00	28.201106	-82.380553	72.46
8934	Point	10/5/2021	07:49:17	7:45 - 8:00	28.200564	-82.380878	72.51
8879	Point	10/5/2021	07:49:18	7:45 - 8:00	28.200848	-82.380703	72.45

DocuSign Envelope ID: 00F7F873-2213-453E-A7D6-7A719BA1E281

8985	Point	10/5/2021	07:49:18	7:45 - 8:00	28.200304	-82.381029	72.45
8927	Point	10/5/2021	07:49:19	7:45 - 8:00	28.200597	-82.380856	72.31
9037	Point	10/5/2021	07:49:19	7:45 - 8:00	28.200044	-82.381181	72.4
8976	Point	10/5/2021	07:49:20	7:45 - 8:00	28.200343	-82.381007	72.24
9089	Point	10/5/2021	07:49:20	7:45 - 8:00	28.199785	-82.381335	72.38
9027	Point	10/5/2021	07:49:21	7:45 - 8:00	28.20009	-82.381157	72.17
9138	Point	10/5/2021	07:49:21	7:45 - 8:00	28.199527	-82.381484	72.14
9088	Point	10/5/2021	07:49:22	7:45 - 8:00	28.199786	-82.381282	71.9
9187	Point	10/5/2021	07:49:22	7:45 - 8:00	28.19927	-82.381632	71.89
9136	Point	10/5/2021	07:49:23	7:45 - 8:00	28.199542	-82.381424	71.52
9239	Point	10/5/2021	07:49:23	7:45 - 8:00	28.199013	-82.38178	71.6
9183	Point	10/5/2021	07:49:24	7:45 - 8:00	28.199296	-82.38157	71.29
9285	Point	10/5/2021	07:49:24	7:45 - 8:00	28.198758	-82.381929	71.34
9230	Point	10/5/2021	07:49:25	7:45 - 8:00	28.199048	-82.381714	71.12
9333	Point	10/5/2021	07:49:25	7:45 - 8:00	28.198504	-82.382077	71.03
9277	Point	10/5/2021	07:49:26	7:45 - 8:00	28.198798	-82.381862	70.94
9384	Point	10/5/2021	07:49:26	7:45 - 8:00	28.198251	-82.382223	70.7
9328	Point	10/5/2021	07:49:27	7:45 - 8:00	28.198548	-82.382008	70.81
9433	Point	10/5/2021	07:49:27	7:45 - 8:00	28.197997	-82.382367	70.46
9377	Point	10/5/2021	07:49:28	7:45 - 8:00	28.198296	-82.382156	70.72
9483	Point	10/5/2021	07:49:28	7:45 - 8:00	28.197744	-82.382512	70.36
9426	Point	10/5/2021	07:49:29	7:45 - 8:00	28.198042	-82.382305	70.67
9534	Point	10/5/2021	07:49:29	7:45 - 8:00	28.197492	-82.382658	70.3
9474	Point	10/5/2021	07:49:30	7:45 - 8:00	28.197797	-82.382452	69.97
9585	Point	10/5/2021	07:49:30	7:45 - 8:00	28.197238	-82.382802	70.41
9521	Point	10/5/2021	07:49:31	7:45 - 8:00	28.197552	-82.382596	69.1
9634	Point	10/5/2021	07:49:31	7:45 - 8:00	28.196983	-82.382944	70.67
9572	Point	10/5/2021	07:49:32	7:45 - 8:00	28.197302	-82.382742	69.22
9682	Point	10/5/2021	07:49:32	7:45 - 8:00	28.196721	-82.383087	71.37
9620	Point	10/5/2021	07:49:33	7:45 - 8:00	28.197051	-82.382883	69.28
9732	Point	10/5/2021	07:49:33	7:45 - 8:00	28.196461	-82.383226	71.68
9669	Point	10/5/2021	07:49:34	7:45 - 8:00	28.196796	-82.383022	69.45
9782	Point	10/5/2021	07:49:34	7:45 - 8:00	28.196198	-82.383365	71.91
9716	Point	10/5/2021	07:49:35	7:45 - 8:00	28.196543	-82.383163	69.69
9831	Point	10/5/2021	07:49:35	7:45 - 8:00	28.195938	-82.383502	71.74
9762	Point	10/5/2021	07:49:36	7:45 - 8:00	28.196286	-82.383302	69.97
9879	Point	10/5/2021	07:49:36	7:45 - 8:00	28.195677	-82.383637	71.72
9811	Point	10/5/2021	07:49:37	7:45 - 8:00	28.196029	-82.38344	70.27
9928	Point	10/5/2021	07:49:37	7:45 - 8:00	28.195414	-82.38377	71.66
9861	Point	10/5/2021	07:49:38	7:45 - 8:00	28.195773	-82.383573	70.43
9977	Point	10/5/2021	07:49:38	7:45 - 8:00	28.195151	-82.3839	71.59
9912	Point	10/5/2021	07:49:39	7:45 - 8:00	28.195505	-82.383709	70.79
10028	Point	10/5/2021	07:49:39	7:45 - 8:00	28.194885	-82.384027	71.56
9961	Point	10/5/2021	07:49:40	7:45 - 8:00	28.195244	-82.383841	70.08
10079	Point	10/5/2021	07:49:40	7:45 - 8:00	28.19462	-82.384155	71.6
10008	Point	10/5/2021	07:49:41	7:45 - 8:00	28.194987	-82.38397	70.21
10125	Point	10/5/2021	07:49:41	7:45 - 8:00	28.194352	-82.38428	71.79

DocuSign Envelope ID: 00F7F873-2213-453E-A7D6-7A719BA1E281

10056	Point	10/5/2021	07:49:42	7:45 - 8:00	28.194725	-82.384098	70.57
10175	Point	10/5/2021	07:49:42	7:45 - 8:00	28.194083	-82.384402	71.98
10108	Point	10/5/2021	07:49:43	7:45 - 8:00	28.194459	-82.384223	70.97
10225	Point	10/5/2021	07:49:43	7:45 - 8:00	28.193812	-82.384522	72.21
10160	Point	10/5/2021	07:49:44	7:45 - 8:00	28.194189	-82.384346	70.64
10274	Point	10/5/2021	07:49:44	7:45 - 8:00	28.19354	-82.38464	72.42
10209	Point	10/5/2021	07:49:45	7:45 - 8:00	28.19392	-82.384468	70.88
10325	Point	10/5/2021	07:49:45	7:45 - 8:00	28.193266	-82.384762	72.53
10257	Point	10/5/2021	07:49:46	7:45 - 8:00	28.193652	-82.384589	71.06
10376	Point	10/5/2021	07:49:46	7:45 - 8:00	28.192995	-82.384882	72.22
10307	Point	10/5/2021	07:49:47	7:45 - 8:00	28.193391	-82.384705	71.01
10430	Point	10/5/2021	07:49:47	7:45 - 8:00	28.192724	-82.385001	71.89
10356	Point	10/5/2021	07:49:48	7:45 - 8:00	28.193125	-82.384822	70.74
10481	Point	10/5/2021	07:49:48	7:45 - 8:00	28.192452	-82.385118	71.7
10403	Point	10/5/2021	07:49:49	7:45 - 8:00	28.192867	-82.384941	70.02
10532	Point	10/5/2021	07:49:49	7:45 - 8:00	28.192181	-82.385233	71.44
10452	Point	10/5/2021	07:49:50	7:45 - 8:00	28.192606	-82.385056	69.99
10582	Point	10/5/2021	07:49:50	7:45 - 8:00	28.191911	-82.385347	71.07
10499	Point	10/5/2021	07:49:51	7:45 - 8:00	28.192348	-82.385169	70.05
10630	Point	10/5/2021	07:49:51	7:45 - 8:00	28.191639	-82.385465	70.89
10550	Point	10/5/2021	07:49:52	7:45 - 8:00	28.192077	-82.385285	70.67
10680	Point	10/5/2021	07:49:52	7:45 - 8:00	28.191373	-82.385578	70.46
10601	Point	10/5/2021	07:49:53	7:45 - 8:00	28.191804	-82.385402	70.41
10733	Point	10/5/2021	07:49:53	7:45 - 8:00	28.191109	-82.38569	70.11
10650	Point	10/5/2021	07:49:54	7:45 - 8:00	28.191541	-82.385514	70.03
10785	Point	10/5/2021	07:49:54	7:45 - 8:00	28.190845	-82.385803	69.9
10700	Point	10/5/2021	07:49:55	7:45 - 8:00	28.191281	-82.38562	69.82
10836	Point	10/5/2021	07:49:55	7:45 - 8:00	28.190583	-82.385912	69.56
10753	Point	10/5/2021	07:49:56	7:45 - 8:00	28.191021	-82.385727	69.21
10887	Point	10/5/2021	07:49:56	7:45 - 8:00	28.190321	-82.386023	69.47
10800	Point	10/5/2021	07:49:57	7:45 - 8:00	28.190769	-82.385836	68.28
10937	Point	10/5/2021	07:49:57	7:45 - 8:00	28.190059	-82.386134	69.39
10849	Point	10/5/2021	07:49:58	7:45 - 8:00	28.190518	-82.385945	67.45
10992	Point	10/5/2021	07:49:58	7:45 - 8:00	28.189797	-82.386246	69.4
10901	Point	10/5/2021	07:49:59	7:45 - 8:00	28.190269	-82.386052	66.7
11045	Point	10/5/2021	07:49:59	7:45 - 8:00	28.189535	-82.386356	68.69
10946	Point	10/5/2021	07:50:00	7:45 - 8:00	28.190021	-82.386158	65.87
11094	Point	10/5/2021	07:50:00	7:45 - 8:00	28.18928	-82.386464	67.67
10997	Point	10/5/2021	07:50:01	7:45 - 8:00	28.189781	-82.38626	64.63
11141	Point	10/5/2021	07:50:01	7:45 - 8:00	28.189027	-82.386571	67.19
11043	Point	10/5/2021	07:50:02	7:45 - 8:00	28.189542	-82.386363	63.14
11195	Point	10/5/2021	07:50:02	7:45 - 8:00	28.188772	-82.38668	67.1
11085	Point	10/5/2021	07:50:03	7:45 - 8:00	28.189307	-82.386463	62.45
11241	Point	10/5/2021	07:50:03	7:45 - 8:00	28.188518	-82.386789	67.48
11134	Point	10/5/2021	07:50:04	7:45 - 8:00	28.189073	-82.38656	61.77
11291	Point	10/5/2021	07:50:04	7:45 - 8:00	28.188262	-82.386897	67.9
11181	Point	10/5/2021	07:50:05	7:45 - 8:00	28.188837	-82.386661	62.14

DocuSign Envelope ID: 00F7F873-2213-453E-A7D6-7A719BA1E281

11343	Point	10/5/2021	07:50:05	7:45 - 8:00	28.188002	-82.387007	68.63
11226	Point	10/5/2021	07:50:06	7:45 - 8:00	28.188603	-82.386762	62.64
11394	Point	10/5/2021	07:50:06	7:45 - 8:00	28.187741	-82.387119	69.32
11273	Point	10/5/2021	07:50:07	7:45 - 8:00	28.188368	-82.386863	63.27
11446	Point	10/5/2021	07:50:07	7:45 - 8:00	28.187476	-82.387232	69.92
11318	Point	10/5/2021	07:50:08	7:45 - 8:00	28.188125	-82.386966	64.02
11497	Point	10/5/2021	07:50:08	7:45 - 8:00	28.18721	-82.387346	70.35
11366	Point	10/5/2021	07:50:09	7:45 - 8:00	28.187884	-82.38707	65
11546	Point	10/5/2021	07:50:09	7:45 - 8:00	28.186946	-82.387458	70.16
11415	Point	10/5/2021	07:50:10	7:45 - 8:00	28.187636	-82.387175	65.92
11601	Point	10/5/2021	07:50:10	7:45 - 8:00	28.186678	-82.387571	70.06
11465	Point	10/5/2021	07:50:11	7:45 - 8:00	28.187384	-82.387283	66.85
11656	Point	10/5/2021	07:50:11	7:45 - 8:00	28.186412	-82.387683	70.02
11516	Point	10/5/2021	07:50:12	7:45 - 8:00	28.187128	-82.387391	67.7
11706	Point	10/5/2021	07:50:12	7:45 - 8:00	28.186152	-82.387792	69.65
11568	Point	10/5/2021	07:50:13	7:45 - 8:00	28.186869	-82.387498	68.58
11755	Point	10/5/2021	07:50:13	7:45 - 8:00	28.185889	-82.387904	69.52
11614	Point	10/5/2021	07:50:14	7:45 - 8:00	28.186612	-82.387609	69.34
11802	Point	10/5/2021	07:50:14	7:45 - 8:00	28.185629	-82.388015	69.41
11663	Point	10/5/2021	07:50:15	7:45 - 8:00	28.186352	-82.38772	70.23
11852	Point	10/5/2021	07:50:15	7:45 - 8:00	28.185367	-82.388126	69.34
11714	Point	10/5/2021	07:50:16	7:45 - 8:00	28.186092	-82.387829	70.81
11902	Point	10/5/2021	07:50:16	7:45 - 8:00	28.185105	-82.388236	69.27
11765	Point	10/5/2021	07:50:17	7:45 - 8:00	28.185823	-82.387943	71.48
11951	Point	10/5/2021	07:50:17	7:45 - 8:00	28.184844	-82.388346	69.22
11814	Point	10/5/2021	07:50:18	7:45 - 8:00	28.185548	-82.388059	72.25
12003	Point	10/5/2021	07:50:18	7:45 - 8:00	28.184582	-82.388456	69.19
11868	Point	10/5/2021	07:50:19	7:45 - 8:00	28.185274	-82.388174	72.85
12052	Point	10/5/2021	07:50:19	7:45 - 8:00	28.184322	-82.388566	69.05
11919	Point	10/5/2021	07:50:20	7:45 - 8:00	28.185	-82.388287	73.27
12100	Point	10/5/2021	07:50:20	7:45 - 8:00	28.184062	-82.388678	68.93
11971	Point	10/5/2021	07:50:21	7:45 - 8:00	28.184727	-82.388401	73.51
12152	Point	10/5/2021	07:50:21	7:45 - 8:00	28.183802	-82.388789	69.03
12023	Point	10/5/2021	07:50:22	7:45 - 8:00	28.18445	-82.388519	73.04
12201	Point	10/5/2021	07:50:22	7:45 - 8:00	28.18354	-82.388902	69.54
12078	Point	10/5/2021	07:50:23	7:45 - 8:00	28.184171	-82.388637	73.23
12250	Point	10/5/2021	07:50:23	7:45 - 8:00	28.183277	-82.389012	69.83
12132	Point	10/5/2021	07:50:24	7:45 - 8:00	28.183893	-82.388752	73.41
12304	Point	10/5/2021	07:50:24	7:45 - 8:00	28.183011	-82.389123	70.09
12186	Point	10/5/2021	07:50:25	7:45 - 8:00	28.183611	-82.388873	73.38
12356	Point	10/5/2021	07:50:25	7:45 - 8:00	28.182746	-82.389236	70.32
12241	Point	10/5/2021	07:50:26	7:45 - 8:00	28.183336	-82.388993	72.74
12405	Point	10/5/2021	07:50:26	7:45 - 8:00	28.18248	-82.389349	70.39
12293	Point	10/5/2021	07:50:27	7:45 - 8:00	28.183062	-82.389107	72.38
12460	Point	10/5/2021	07:50:27	7:45 - 8:00	28.182216	-82.389457	70.06
12348	Point	10/5/2021	07:50:28	7:45 - 8:00	28.182789	-82.389222	72.2
12511	Point	10/5/2021	07:50:28	7:45 - 8:00	28.181952	-82.389568	69.85

DocuSign Envelope ID: 00F7F873-2213-453E-A7D6-7A719BA1E281

12399	Point	10/5/2021	07:50:29	7:45 - 8:00	28.182521	-82.389333	71.88
12560	Point	10/5/2021	07:50:29	7:45 - 8:00	28.181689	-82.389681	69.76
12450	Point	10/5/2021	07:50:30	7:45 - 8:00	28.182255	-82.389446	71.72
12606	Point	10/5/2021	07:50:30	7:45 - 8:00	28.181425	-82.389794	69.75
12503	Point	10/5/2021	07:50:31	7:45 - 8:00	28.181988	-82.389562	70.88
12657	Point	10/5/2021	07:50:31	7:45 - 8:00	28.181162	-82.389908	69.72
12554	Point	10/5/2021	07:50:32	7:45 - 8:00	28.181719	-82.389675	70.82
12708	Point	10/5/2021	07:50:32	7:45 - 8:00	28.180898	-82.390022	69.86
12601	Point	10/5/2021	07:50:33	7:45 - 8:00	28.181451	-82.389792	71.12
12759	Point	10/5/2021	07:50:33	7:45 - 8:00	28.180634	-82.390133	70
12655	Point	10/5/2021	07:50:34	7:45 - 8:00	28.181179	-82.389906	71.51
12809	Point	10/5/2021	07:50:34	7:45 - 8:00	28.180369	-82.390245	70.19
12707	Point	10/5/2021	07:50:35	7:45 - 8:00	28.180908	-82.390023	71.89
12861	Point	10/5/2021	07:50:35	7:45 - 8:00	28.180104	-82.390359	70.35
12758	Point	10/5/2021	07:50:36	7:45 - 8:00	28.180634	-82.39014	71.96
12910	Point	10/5/2021	07:50:36	7:45 - 8:00	28.179838	-82.390471	70.24
12811	Point	10/5/2021	07:50:37	7:45 - 8:00	28.180362	-82.390255	71.93
12959	Point	10/5/2021	07:50:37	7:45 - 8:00	28.179574	-82.390583	70.14
12862	Point	10/5/2021	07:50:38	7:45 - 8:00	28.180088	-82.390369	72.11
13008	Point	10/5/2021	07:50:38	7:45 - 8:00	28.17931	-82.390697	70.12
12912	Point	10/5/2021	07:50:39	7:45 - 8:00	28.179814	-82.390485	72.1
13059	Point	10/5/2021	07:50:39	7:45 - 8:00	28.179044	-82.390808	70.26
12966	Point	10/5/2021	07:50:40	7:45 - 8:00	28.179535	-82.390602	72
13108	Point	10/5/2021	07:50:40	7:45 - 8:00	28.178779	-82.390921	70.26
13016	Point	10/5/2021	07:50:41	7:45 - 8:00	28.179259	-82.390717	71.97
13158	Point	10/5/2021	07:50:41	7:45 - 8:00	28.178514	-82.391032	70.29
13068	Point	10/5/2021	07:50:42	7:45 - 8:00	28.17899	-82.39083	72
13207	Point	10/5/2021	07:50:42	7:45 - 8:00	28.178248	-82.391143	70.35
13121	Point	10/5/2021	07:50:43	7:45 - 8:00	28.178711	-82.390947	72.36
13255	Point	10/5/2021	07:50:43	7:45 - 8:00	28.177982	-82.391254	70.38
13172	Point	10/5/2021	07:50:44	7:45 - 8:00	28.178437	-82.391066	72.74
13305	Point	10/5/2021	07:50:44	7:45 - 8:00	28.177716	-82.391368	70.48
13223	Point	10/5/2021	07:50:45	7:45 - 8:00	28.178161	-82.391185	73.09
13357	Point	10/5/2021	07:50:45	7:45 - 8:00	28.177448	-82.391482	70.85
13275	Point	10/5/2021	07:50:46	7:45 - 8:00	28.177883	-82.391302	72.61
13405	Point	10/5/2021	07:50:46	7:45 - 8:00	28.17718	-82.391598	71.21
13325	Point	10/5/2021	07:50:47	7:45 - 8:00	28.177609	-82.391421	72.27
13452	Point	10/5/2021	07:50:47	7:45 - 8:00	28.17691	-82.391714	71.6
13375	Point	10/5/2021	07:50:48	7:45 - 8:00	28.177338	-82.391538	72.26
13499	Point	10/5/2021	07:50:48	7:45 - 8:00	28.176638	-82.391831	72.03
13424	Point	10/5/2021	07:50:49	7:45 - 8:00	28.177068	-82.391654	72.37
13551	Point	10/5/2021	07:50:49	7:45 - 8:00	28.176364	-82.391947	72.32
13474	Point	10/5/2021	07:50:50	7:45 - 8:00	28.176798	-82.391769	72.66
13600	Point	10/5/2021	07:50:50	7:45 - 8:00	28.176091	-82.392064	72.5
13526	Point	10/5/2021	07:50:51	7:45 - 8:00	28.176526	-82.391887	73
13651	Point	10/5/2021	07:50:51	7:45 - 8:00	28.175819	-82.39218	72.18
13576	Point	10/5/2021	07:50:52	7:45 - 8:00	28.176246	-82.392007	73.48

DocuSign Envelope ID: 00F7F873-2213-453E-A7D6-7A719BA1E281

13701	Point	10/5/2021	07:50:52	7:45 - 8:00	28.175545	-82.392293	72.07
13623	Point	10/5/2021	07:50:53	7:45 - 8:00	28.175968	-82.392131	73.91
13750	Point	10/5/2021	07:50:53	7:45 - 8:00	28.175273	-82.392407	72.02
13672	Point	10/5/2021	07:50:54	7:45 - 8:00	28.175691	-82.392257	74.12
13798	Point	10/5/2021	07:50:54	7:45 - 8:00	28.175	-82.39252	72
13721	Point	10/5/2021	07:50:55	7:45 - 8:00	28.175417	-82.392379	74.04
13845	Point	10/5/2021	07:50:55	7:45 - 8:00	28.174729	-82.392635	71.92
13772	Point	10/5/2021	07:50:56	7:45 - 8:00	28.175137	-82.392494	73.56
13892	Point	10/5/2021	07:50:56	7:45 - 8:00	28.17446	-82.39275	71.63
13825	Point	10/5/2021	07:50:57	7:45 - 8:00	28.174857	-82.392611	73.75
13942	Point	10/5/2021	07:50:57	7:45 - 8:00	28.17419	-82.392865	71.42
13874	Point	10/5/2021	07:50:58	7:45 - 8:00	28.174574	-82.392722	73.83
13990	Point	10/5/2021	07:50:58	7:45 - 8:00	28.173921	-82.392979	71.27
13929	Point	10/5/2021	07:50:59	7:45 - 8:00	28.174293	-82.392828	73.5
14038	Point	10/5/2021	07:50:59	7:45 - 8:00	28.173651	-82.393094	71.38
13973	Point	10/5/2021	07:51:00	7:45 - 8:00	28.174017	-82.392933	72.49
14088	Point	10/5/2021	07:51:00	7:45 - 8:00	28.173382	-82.393208	71.63
14022	Point	10/5/2021	07:51:01	7:45 - 8:00	28.173747	-82.39304	71.73
14138	Point	10/5/2021	07:51:01	7:45 - 8:00	28.173112	-82.393322	71.77
14072	Point	10/5/2021	07:51:02	7:45 - 8:00	28.173473	-82.393153	71.38
14187	Point	10/5/2021	07:51:02	7:45 - 8:00	28.172841	-82.393436	71.57
14120	Point	10/5/2021	07:51:03	7:45 - 8:00	28.173203	-82.393264	71.2
14236	Point	10/5/2021	07:51:03	7:45 - 8:00	28.172571	-82.393546	71.22
14168	Point	10/5/2021	07:51:04	7:45 - 8:00	28.17293	-82.393377	70.99
14286	Point	10/5/2021	07:51:04	7:45 - 8:00	28.172301	-82.393657	71.05
14215	Point	10/5/2021	07:51:05	7:45 - 8:00	28.172666	-82.393482	70.24
14336	Point	10/5/2021	07:51:05	7:45 - 8:00	28.172032	-82.393768	70.99
14267	Point	10/5/2021	07:51:06	7:45 - 8:00	28.172405	-82.393587	69.99
14385	Point	10/5/2021	07:51:06	7:45 - 8:00	28.171763	-82.393879	70.88
14314	Point	10/5/2021	07:51:07	7:45 - 8:00	28.172147	-82.393692	69.75
14433	Point	10/5/2021	07:51:07	7:45 - 8:00	28.171498	-82.393991	70.58
14362	Point	10/5/2021	07:51:08	7:45 - 8:00	28.171886	-82.393797	69.66
14482	Point	10/5/2021	07:51:08	7:45 - 8:00	28.171233	-82.394103	70.24
14414	Point	10/5/2021	07:51:09	7:45 - 8:00	28.171622	-82.393907	69.68
14534	Point	10/5/2021	07:51:09	7:45 - 8:00	28.170967	-82.394211	70.07
14460	Point	10/5/2021	07:51:10	7:45 - 8:00	28.171355	-82.394016	69.75
14582	Point	10/5/2021	07:51:10	7:45 - 8:00	28.170698	-82.394311	70.38
14509	Point	10/5/2021	07:51:11	7:45 - 8:00	28.171092	-82.394126	69.81
14631	Point	10/5/2021	07:51:11	7:45 - 8:00	28.170426	-82.394407	70.84
14557	Point	10/5/2021	07:51:12	7:45 - 8:00	28.17083	-82.394233	69.95
14685	Point	10/5/2021	07:51:12	7:45 - 8:00	28.170149	-82.394501	71.35
14608	Point	10/5/2021	07:51:13	7:45 - 8:00	28.170565	-82.394336	70.23
14736	Point	10/5/2021	07:51:13	7:45 - 8:00	28.16987	-82.394592	71.75
14659	Point	10/5/2021	07:51:14	7:45 - 8:00	28.17029	-82.394442	70.75
14787	Point	10/5/2021	07:51:14	7:45 - 8:00	28.169588	-82.394678	71.9
14710	Point	10/5/2021	07:51:15	7:45 - 8:00	28.170013	-82.39454	71.07
14836	Point	10/5/2021	07:51:15	7:45 - 8:00	28.169306	-82.39476	71.9

DocuSign Envelope ID: 00F7F873-2213-453E-A7D6-7A719BA1E281

14759	Point	10/5/2021	07:51:16	7:45 - 8:00	28.169736	-82.394628	71.15
14885	Point	10/5/2021	07:51:16	7:45 - 8:00	28.169025	-82.394832	71.63
14809	Point	10/5/2021	07:51:17	7:45 - 8:00	28.169461	-82.394714	71.04
14939	Point	10/5/2021	07:51:17	7:45 - 8:00	28.168743	-82.3949	71.46
14860	Point	10/5/2021	07:51:18	7:45 - 8:00	28.169186	-82.394794	70.93
14989	Point	10/5/2021	07:51:18	7:45 - 8:00	28.168462	-82.394962	71.23
14908	Point	10/5/2021	07:51:19	7:45 - 8:00	28.168904	-82.394869	70.98
15039	Point	10/5/2021	07:51:19	7:45 - 8:00	28.168181	-82.395018	70.95
14958	Point	10/5/2021	07:51:20	7:45 - 8:00	28.168617	-82.394944	71.24
15089	Point	10/5/2021	07:51:20	7:45 - 8:00	28.1679	-82.39507	70.75
15007	Point	10/5/2021	07:51:21	7:45 - 8:00	28.168335	-82.395008	70.84
15138	Point	10/5/2021	07:51:21	7:45 - 8:00	28.167618	-82.395121	70.65
15059	Point	10/5/2021	07:51:22	7:45 - 8:00	28.168053	-82.395062	70.99
15188	Point	10/5/2021	07:51:22	7:45 - 8:00	28.167337	-82.39516	70.41
15107	Point	10/5/2021	07:51:23	7:45 - 8:00	28.16777	-82.395107	71.23
15237	Point	10/5/2021	07:51:23	7:45 - 8:00	28.167054	-82.395191	70.51
15159	Point	10/5/2021	07:51:24	7:45 - 8:00	28.167488	-82.39515	70.79
15287	Point	10/5/2021	07:51:24	7:45 - 8:00	28.16677	-82.395215	70.59
15211	Point	10/5/2021	07:51:25	7:45 - 8:00	28.167201	-82.395166	70.83
15337	Point	10/5/2021	07:51:25	7:45 - 8:00	28.166485	-82.395232	70.81
15261	Point	10/5/2021	07:51:26	7:45 - 8:00	28.166916	-82.395189	70.96
15388	Point	10/5/2021	07:51:26	7:45 - 8:00	28.166195	-82.395244	71.47
15308	Point	10/5/2021	07:51:27	7:45 - 8:00	28.166627	-82.395209	71.52
15438	Point	10/5/2021	07:51:27	7:45 - 8:00	28.165906	-82.395252	71.97
15357	Point	10/5/2021	07:51:28	7:45 - 8:00	28.166332	-82.395228	71.88
15488	Point	10/5/2021	07:51:28	7:45 - 8:00	28.165616	-82.395259	72.3
15410	Point	10/5/2021	07:51:29	7:45 - 8:00	28.166048	-82.395258	71.81
15537	Point	10/5/2021	07:51:29	7:45 - 8:00	28.165321	-82.395256	72.71
15459	Point	10/5/2021	07:51:30	7:45 - 8:00	28.165761	-82.395262	72.09
15586	Point	10/5/2021	07:51:30	7:45 - 8:00	28.165028	-82.395254	72.91
15510	Point	10/5/2021	07:51:31	7:45 - 8:00	28.165474	-82.395267	72.28
15639	Point	10/5/2021	07:51:31	7:45 - 8:00	28.164735	-82.395241	72.86
15565	Point	10/5/2021	07:51:32	7:45 - 8:00	28.165183	-82.395267	72.69
15690	Point	10/5/2021	07:51:32	7:45 - 8:00	28.164444	-82.395223	72.36
15612	Point	10/5/2021	07:51:33	7:45 - 8:00	28.164888	-82.395253	73.18
15744	Point	10/5/2021	07:51:33	7:45 - 8:00	28.164156	-82.395194	71.87
15662	Point	10/5/2021	07:51:34	7:45 - 8:00	28.164591	-82.395234	73.64
15792	Point	10/5/2021	07:51:34	7:45 - 8:00	28.163869	-82.395163	71.49
15715	Point	10/5/2021	07:51:35	7:45 - 8:00	28.164289	-82.395214	74.08
15841	Point	10/5/2021	07:51:35	7:45 - 8:00	28.163582	-82.395125	71.44
15768	Point	10/5/2021	07:51:36	7:45 - 8:00	28.163987	-82.395191	74.5
15892	Point	10/5/2021	07:51:36	7:45 - 8:00	28.163297	-82.395085	71.3
15822	Point	10/5/2021	07:51:37	7:45 - 8:00	28.163691	-82.395156	74.13
15942	Point	10/5/2021	07:51:37	7:45 - 8:00	28.163012	-82.395038	71.42
15875	Point	10/5/2021	07:51:38	7:45 - 8:00	28.163392	-82.395115	74.36
15991	Point	10/5/2021	07:51:38	7:45 - 8:00	28.162727	-82.394984	71.61
15927	Point	10/5/2021	07:51:39	7:45 - 8:00	28.163092	-82.395065	74.64

DocuSign Envelope ID: 00F7F873-2213-453E-A7D6-7A719BA1E281

16041	Point	10/5/2021	07:51:39	7:45 - 8:00	28.162442	-82.394924	71.85
15983	Point	10/5/2021	07:51:40	7:45 - 8:00	28.162795	-82.39501	74.63
16090	Point	10/5/2021	07:51:40	7:45 - 8:00	28.162158	-82.394858	71.9
16032	Point	10/5/2021	07:51:41	7:45 - 8:00	28.162504	-82.394948	73.86
16144	Point	10/5/2021	07:51:41	7:45 - 8:00	28.161879	-82.394784	71.54
16084	Point	10/5/2021	07:51:42	7:45 - 8:00	28.162214	-82.394882	73.69
16196	Point	10/5/2021	07:51:42	7:45 - 8:00	28.1616	-82.394705	71.26
16135	Point	10/5/2021	07:51:43	7:45 - 8:00	28.161932	-82.394812	73.56
16246	Point	10/5/2021	07:51:43	7:45 - 8:00	28.161323	-82.394622	71.06
16187	Point	10/5/2021	07:51:44	7:45 - 8:00	28.161642	-82.394733	73.7
16294	Point	10/5/2021	07:51:44	7:45 - 8:00	28.161049	-82.394532	70.79
16238	Point	10/5/2021	07:51:45	7:45 - 8:00	28.161357	-82.394642	73.89
16342	Point	10/5/2021	07:51:45	7:45 - 8:00	28.160777	-82.394439	70.61
16290	Point	10/5/2021	07:51:46	7:45 - 8:00	28.161071	-82.394543	74.1
16392	Point	10/5/2021	07:51:46	7:45 - 8:00	28.160508	-82.394339	70.53
16339	Point	10/5/2021	07:51:47	7:45 - 8:00	28.160783	-82.394443	74.38
16394	Point	10/5/2021	07:51:48	7:45 - 8:00	28.160496	-82.394338	74.6
7126	Point	10/5/2021	07:53:54	7:45 - 8:00	28.209703	-82.375178	65.29
7172	Point	10/5/2021	07:53:55	7:45 - 8:00	28.209483	-82.375348	65.54
7217	Point	10/5/2021	07:53:56	7:45 - 8:00	28.209266	-82.375516	65.48
7265	Point	10/5/2021	07:53:57	7:45 - 8:00	28.209038	-82.375681	65.98
7308	Point	10/5/2021	07:53:58	7:45 - 8:00	28.208815	-82.37584	65.66
7355	Point	10/5/2021	07:53:59	7:45 - 8:00	28.208591	-82.375995	65.4
7396	Point	10/5/2021	07:54:00	7:45 - 8:00	28.208368	-82.37615	65.16
7446	Point	10/5/2021	07:54:01	7:45 - 8:00	28.208148	-82.376302	64.78
7490	Point	10/5/2021	07:54:02	7:45 - 8:00	28.207923	-82.376457	64.84
7538	Point	10/5/2021	07:54:03	7:45 - 8:00	28.207697	-82.376608	64.73
7583	Point	10/5/2021	07:54:04	7:45 - 8:00	28.207471	-82.376757	64.55
7631	Point	10/5/2021	07:54:05	7:45 - 8:00	28.207246	-82.376905	64.76
7674	Point	10/5/2021	07:54:06	7:45 - 8:00	28.207019	-82.377052	65.12
7719	Point	10/5/2021	07:54:07	7:45 - 8:00	28.206791	-82.377196	65.41
7764	Point	10/5/2021	07:54:08	7:45 - 8:00	28.206558	-82.37734	65.92
7809	Point	10/5/2021	07:54:09	7:45 - 8:00	28.206323	-82.377486	66.4
7855	Point	10/5/2021	07:54:10	7:45 - 8:00	28.206086	-82.377631	66.61
7899	Point	10/5/2021	07:54:11	7:45 - 8:00	28.205848	-82.377775	66.85
7946	Point	10/5/2021	07:54:12	7:45 - 8:00	28.205608	-82.377918	67.3
7998	Point	10/5/2021	07:54:13	7:45 - 8:00	28.205366	-82.378061	67.7
8048	Point	10/5/2021	07:54:14	7:45 - 8:00	28.205124	-82.378207	68.06
8097	Point	10/5/2021	07:54:15	7:45 - 8:00	28.204883	-82.378359	68.25
8140	Point	10/5/2021	07:54:16	7:45 - 8:00	28.204644	-82.378506	67.79
8185	Point	10/5/2021	07:54:17	7:45 - 8:00	28.204404	-82.378653	67.52
8229	Point	10/5/2021	07:54:18	7:45 - 8:00	28.204167	-82.378795	67.01
8275	Point	10/5/2021	07:54:19	7:45 - 8:00	28.203929	-82.378933	66.57
8318	Point	10/5/2021	07:54:20	7:45 - 8:00	28.203694	-82.37907	66.07
8365	Point	10/5/2021	07:54:21	7:45 - 8:00	28.20346	-82.379205	65.41
8413	Point	10/5/2021	07:54:22	7:45 - 8:00	28.203228	-82.379339	64.92
8458	Point	10/5/2021	07:54:23	7:45 - 8:00	28.203001	-82.379474	64.31

DocuSign Envelope ID: 00F7F873-2213-453E-A7D6-7A719BA1E281

8502	Point	10/5/2021	07:54:24	7:45 - 8:00	28.202772	-82.379604	64
8544	Point	10/5/2021	07:54:25	7:45 - 8:00	28.202541	-82.379735	64.01
8587	Point	10/5/2021	07:54:26	7:45 - 8:00	28.202311	-82.379868	64.41
8635	Point	10/5/2021	07:54:27	7:45 - 8:00	28.202078	-82.379999	64.92
8681	Point	10/5/2021	07:54:28	7:45 - 8:00	28.201846	-82.380136	64.82
8728	Point	10/5/2021	07:54:29	7:45 - 8:00	28.201616	-82.380272	64.26
8772	Point	10/5/2021	07:54:30	7:45 - 8:00	28.201389	-82.380401	63.5
8812	Point	10/5/2021	07:54:31	7:45 - 8:00	28.201165	-82.380531	62.6
8857	Point	10/5/2021	07:54:32	7:45 - 8:00	28.200942	-82.380661	62.1
8899	Point	10/5/2021	07:54:33	7:45 - 8:00	28.200728	-82.380788	61.08
8943	Point	10/5/2021	07:54:34	7:45 - 8:00	28.200512	-82.380913	60.54
8986	Point	10/5/2021	07:54:35	7:45 - 8:00	28.2003	-82.381035	59.67
9028	Point	10/5/2021	07:54:36	7:45 - 8:00	28.20009	-82.38116	58.94
9062	Point	10/5/2021	07:54:37	7:45 - 8:00	28.199879	-82.381281	58.46
9105	Point	10/5/2021	07:54:38	7:45 - 8:00	28.199671	-82.381405	58.07
9150	Point	10/5/2021	07:54:39	7:45 - 8:00	28.199463	-82.381524	58.1
9191	Point	10/5/2021	07:54:40	7:45 - 8:00	28.199251	-82.381645	58.52
9231	Point	10/5/2021	07:54:41	7:45 - 8:00	28.199039	-82.381768	58.94
9274	Point	10/5/2021	07:54:42	7:45 - 8:00	28.198824	-82.381892	59.54
9317	Point	10/5/2021	07:54:43	7:45 - 8:00	28.198607	-82.382015	60.04
9361	Point	10/5/2021	07:54:44	7:45 - 8:00	28.198388	-82.382141	60.73
9402	Point	10/5/2021	07:54:45	7:45 - 8:00	28.198167	-82.382267	61.4
9442	Point	10/5/2021	07:54:46	7:45 - 8:00	28.197943	-82.382393	62.09
9490	Point	10/5/2021	07:54:47	7:45 - 8:00	28.197717	-82.38252	62.7
9535	Point	10/5/2021	07:54:48	7:45 - 8:00	28.19749	-82.382652	63.17
9579	Point	10/5/2021	07:54:49	7:45 - 8:00	28.197262	-82.382785	63.64
9624	Point	10/5/2021	07:54:50	7:45 - 8:00	28.19703	-82.382916	64.17
9670	Point	10/5/2021	07:54:51	7:45 - 8:00	28.196795	-82.383045	64.87
9712	Point	10/5/2021	07:54:52	7:45 - 8:00	28.196557	-82.383176	65.52
9757	Point	10/5/2021	07:54:53	7:45 - 8:00	28.196317	-82.383307	65.91
9805	Point	10/5/2021	07:54:54	7:45 - 8:00	28.196074	-82.383434	66.27
9851	Point	10/5/2021	07:54:55	7:45 - 8:00	28.195829	-82.383559	66.21
9892	Point	10/5/2021	07:54:56	7:45 - 8:00	28.195587	-82.383683	66.16
9942	Point	10/5/2021	07:54:57	7:45 - 8:00	28.195343	-82.383806	66.23
9991	Point	10/5/2021	07:54:58	7:45 - 8:00	28.195095	-82.38393	66.71
10037	Point	10/5/2021	07:54:59	7:45 - 8:00	28.194847	-82.384053	67.04
10082	Point	10/5/2021	07:55:00	7:45 - 8:00	28.1946	-82.384175	67.14
10127	Point	10/5/2021	07:55:01	7:45 - 8:00	28.194348	-82.384294	67.44
10173	Point	10/5/2021	07:55:02	7:45 - 8:00	28.194095	-82.384408	67.69
10220	Point	10/5/2021	07:55:03	7:45 - 8:00	28.193841	-82.38452	67.81
10268	Point	10/5/2021	07:55:04	7:45 - 8:00	28.193587	-82.384633	67.96
10316	Point	10/5/2021	07:55:05	7:45 - 8:00	28.193327	-82.384748	68.51
10364	Point	10/5/2021	07:55:06	7:45 - 8:00	28.19307	-82.384859	68.81
10413	Point	10/5/2021	07:55:07	7:45 - 8:00	28.192809	-82.384975	69.17
10460	Point	10/5/2021	07:55:08	7:45 - 8:00	28.192547	-82.385088	69.44
10507	Point	10/5/2021	07:55:09	7:45 - 8:00	28.192286	-82.3852	69.44
10560	Point	10/5/2021	07:55:10	7:45 - 8:00	28.192023	-82.385314	69.6

DocuSign Envelope ID: 00F7F873-2213-453E-A7D6-7A719BA1E281

10609	Point	10/5/2021	07:55:11	7:45 - 8:00	28.191761	-82.385426	69.37
10661	Point	10/5/2021	07:55:12	7:45 - 8:00	28.191501	-82.385538	69.08
10710	Point	10/5/2021	07:55:13	7:45 - 8:00	28.19124	-82.385649	69.02
10761	Point	10/5/2021	07:55:14	7:45 - 8:00	28.19098	-82.38576	68.97
10810	Point	10/5/2021	07:55:15	7:45 - 8:00	28.190721	-82.385869	68.8
10861	Point	10/5/2021	07:55:16	7:45 - 8:00	28.190462	-82.385978	68.81
10910	Point	10/5/2021	07:55:17	7:45 - 8:00	28.190204	-82.386087	68.49
10959	Point	10/5/2021	07:55:18	7:45 - 8:00	28.189947	-82.386197	68.06
11008	Point	10/5/2021	07:55:19	7:45 - 8:00	28.189691	-82.386306	67.69
11059	Point	10/5/2021	07:55:20	7:45 - 8:00	28.189437	-82.386414	67.4
11112	Point	10/5/2021	07:55:21	7:45 - 8:00	28.189186	-82.386522	67.15
11162	Point	10/5/2021	07:55:22	7:45 - 8:00	28.188933	-82.386628	67
11210	Point	10/5/2021	07:55:23	7:45 - 8:00	28.188681	-82.386729	66.56
11258	Point	10/5/2021	07:55:24	7:45 - 8:00	28.18843	-82.386835	66.06
11306	Point	10/5/2021	07:55:25	7:45 - 8:00	28.188185	-82.386941	65.58
11351	Point	10/5/2021	07:55:26	7:45 - 8:00	28.187939	-82.387047	65.18
11400	Point	10/5/2021	07:55:27	7:45 - 8:00	28.187695	-82.387151	64.68
11450	Point	10/5/2021	07:55:28	7:45 - 8:00	28.187452	-82.387252	64.22
11495	Point	10/5/2021	07:55:29	7:45 - 8:00	28.187212	-82.387355	63.49
11538	Point	10/5/2021	07:55:30	7:45 - 8:00	28.18698	-82.387453	61.76
11580	Point	10/5/2021	07:55:31	7:45 - 8:00	28.186749	-82.387548	60.6
11627	Point	10/5/2021	07:55:32	7:45 - 8:00	28.186524	-82.387645	59.81
11673	Point	10/5/2021	07:55:33	7:45 - 8:00	28.186298	-82.387743	60.01
11715	Point	10/5/2021	07:55:34	7:45 - 8:00	28.186069	-82.387841	60.4
11761	Point	10/5/2021	07:55:35	7:45 - 8:00	28.18584	-82.387938	60.01
11806	Point	10/5/2021	07:55:36	7:45 - 8:00	28.185616	-82.388032	59.58
11846	Point	10/5/2021	07:55:37	7:45 - 8:00	28.185397	-82.388126	58.8
11886	Point	10/5/2021	07:55:38	7:45 - 8:00	28.185173	-82.388216	58.28
11929	Point	10/5/2021	07:55:39	7:45 - 8:00	28.184955	-82.388307	57.53
11968	Point	10/5/2021	07:55:40	7:45 - 8:00	28.184743	-82.388401	56.59
12012	Point	10/5/2021	07:55:41	7:45 - 8:00	28.184534	-82.388493	55.85
12051	Point	10/5/2021	07:55:42	7:45 - 8:00	28.184323	-82.388583	55.94
12090	Point	10/5/2021	07:55:43	7:45 - 8:00	28.184109	-82.388672	56.11
12128	Point	10/5/2021	07:55:44	7:45 - 8:00	28.183898	-82.388762	56.2
12174	Point	10/5/2021	07:55:45	7:45 - 8:00	28.183681	-82.388855	57.02
12218	Point	10/5/2021	07:55:46	7:45 - 8:00	28.183461	-82.388947	57.92
12259	Point	10/5/2021	07:55:47	7:45 - 8:00	28.18324	-82.38904	58.66
12302	Point	10/5/2021	07:55:48	7:45 - 8:00	28.183016	-82.389135	59.35
12347	Point	10/5/2021	07:55:49	7:45 - 8:00	28.18279	-82.389232	59.99
12395	Point	10/5/2021	07:55:50	7:45 - 8:00	28.182565	-82.389328	60.35
12439	Point	10/5/2021	07:55:51	7:45 - 8:00	28.182332	-82.389428	61.15
12477	Point	10/5/2021	07:55:52	7:45 - 8:00	28.182094	-82.389527	62.09
12524	Point	10/5/2021	07:55:53	7:45 - 8:00	28.181856	-82.389628	62.94
12572	Point	10/5/2021	07:55:54	7:45 - 8:00	28.181614	-82.389731	63.9
12621	Point	10/5/2021	07:55:55	7:45 - 8:00	28.181372	-82.389832	64.38
12664	Point	10/5/2021	07:55:56	7:45 - 8:00	28.181129	-82.389937	64.99
12711	Point	10/5/2021	07:55:57	7:45 - 8:00	28.18088	-82.390041	65.62

DocuSign Envelope ID: 00F7F873-2213-453E-A7D6-7A719BA1E281

12761	Point	10/5/2021	07:55:58	7:45 - 8:00	28.18063	-82.390147	66.15
12805	Point	10/5/2021	07:55:59	7:45 - 8:00	28.180379	-82.390253	66.35
12856	Point	10/5/2021	07:56:00	7:45 - 8:00	28.180125	-82.39036	66.78
12905	Point	10/5/2021	07:56:01	7:45 - 8:00	28.179871	-82.390469	66.99
12952	Point	10/5/2021	07:56:02	7:45 - 8:00	28.17962	-82.390579	66.88
12998	Point	10/5/2021	07:56:03	7:45 - 8:00	28.179365	-82.390686	66.92
13047	Point	10/5/2021	07:56:04	7:45 - 8:00	28.179113	-82.39079	67.1
13095	Point	10/5/2021	07:56:05	7:45 - 8:00	28.178859	-82.390897	67.21
13142	Point	10/5/2021	07:56:06	7:45 - 8:00	28.178607	-82.391005	67.3
13185	Point	10/5/2021	07:56:07	7:45 - 8:00	28.178354	-82.391113	67.31
13232	Point	10/5/2021	07:56:08	7:45 - 8:00	28.178101	-82.391222	67.4
13281	Point	10/5/2021	07:56:09	7:45 - 8:00	28.177848	-82.391332	67.3
13326	Point	10/5/2021	07:56:10	7:45 - 8:00	28.177593	-82.391441	67.69
13374	Point	10/5/2021	07:56:11	7:45 - 8:00	28.177338	-82.39155	68.01
13423	Point	10/5/2021	07:56:12	7:45 - 8:00	28.177084	-82.391659	67.98
13470	Point	10/5/2021	07:56:13	7:45 - 8:00	28.176825	-82.391768	68.07
13516	Point	10/5/2021	07:56:14	7:45 - 8:00	28.176568	-82.391875	68.17
13564	Point	10/5/2021	07:56:15	7:45 - 8:00	28.176309	-82.391988	68.51
13610	Point	10/5/2021	07:56:16	7:45 - 8:00	28.176045	-82.392097	69.21
13658	Point	10/5/2021	07:56:17	7:45 - 8:00	28.175781	-82.392208	69.76
13706	Point	10/5/2021	07:56:18	7:45 - 8:00	28.175516	-82.392321	69.98
13754	Point	10/5/2021	07:56:19	7:45 - 8:00	28.175251	-82.392435	70.15
13800	Point	10/5/2021	07:56:20	7:45 - 8:00	28.174985	-82.392549	70.3
13847	Point	10/5/2021	07:56:21	7:45 - 8:00	28.17472	-82.392663	70.22
13893	Point	10/5/2021	07:56:22	7:45 - 8:00	28.174455	-82.392774	70.07
13941	Point	10/5/2021	07:56:23	7:45 - 8:00	28.174193	-82.392886	69.77
13988	Point	10/5/2021	07:56:24	7:45 - 8:00	28.173931	-82.392996	69.52
14037	Point	10/5/2021	07:56:25	7:45 - 8:00	28.173668	-82.393105	69.77
14084	Point	10/5/2021	07:56:26	7:45 - 8:00	28.173403	-82.393216	69.74
14131	Point	10/5/2021	07:56:27	7:45 - 8:00	28.173145	-82.393321	68.86
14179	Point	10/5/2021	07:56:28	7:45 - 8:00	28.172882	-82.393425	68.48
14225	Point	10/5/2021	07:56:29	7:45 - 8:00	28.172624	-82.393523	67.88
14272	Point	10/5/2021	07:56:30	7:45 - 8:00	28.172363	-82.39362	67.47
14319	Point	10/5/2021	07:56:31	7:45 - 8:00	28.172113	-82.393719	66.4
14367	Point	10/5/2021	07:56:32	7:45 - 8:00	28.171866	-82.393818	65.07
14412	Point	10/5/2021	07:56:33	7:45 - 8:00	28.171626	-82.393913	63.55
14453	Point	10/5/2021	07:56:34	7:45 - 8:00	28.171388	-82.394009	62.72
14500	Point	10/5/2021	07:56:35	7:45 - 8:00	28.17115	-82.394107	62.62
14547	Point	10/5/2021	07:56:36	7:45 - 8:00	28.170912	-82.394208	63.1
14589	Point	10/5/2021	07:56:37	7:45 - 8:00	28.170668	-82.394302	63.65
14633	Point	10/5/2021	07:56:38	7:45 - 8:00	28.170423	-82.394396	64.13
14679	Point	10/5/2021	07:56:39	7:45 - 8:00	28.170169	-82.394485	65.05
14721	Point	10/5/2021	07:56:40	7:45 - 8:00	28.169914	-82.394569	65.83
14770	Point	10/5/2021	07:56:41	7:45 - 8:00	28.169655	-82.39465	66.61
14819	Point	10/5/2021	07:56:42	7:45 - 8:00	28.169392	-82.394728	67.4
14869	Point	10/5/2021	07:56:43	7:45 - 8:00	28.169124	-82.394804	68.34
14917	Point	10/5/2021	07:56:44	7:45 - 8:00	28.168852	-82.394875	69.03

DocuSign Envelope ID: 00F7F873-2213-453E-A7D6-7A719BA1E281

14965	Point	10/5/2021	07:56:45	7:45 - 8:00	28.16858	-82.394943	69.03
15014	Point	10/5/2021	07:56:46	7:45 - 8:00	28.168306	-82.395004	69.04
15061	Point	10/5/2021	07:56:47	7:45 - 8:00	28.168031	-82.395058	69.12
15112	Point	10/5/2021	07:56:48	7:45 - 8:00	28.167758	-82.395106	69.03
15160	Point	10/5/2021	07:56:49	7:45 - 8:00	28.167483	-82.395146	68.87
15209	Point	10/5/2021	07:56:50	7:45 - 8:00	28.167208	-82.39518	68.29
15256	Point	10/5/2021	07:56:51	7:45 - 8:00	28.166936	-82.395206	67.58
15302	Point	10/5/2021	07:56:52	7:45 - 8:00	28.166666	-82.395224	66.78
15347	Point	10/5/2021	07:56:53	7:45 - 8:00	28.166401	-82.395236	65.89
15396	Point	10/5/2021	07:56:54	7:45 - 8:00	28.166138	-82.395252	65.11
15441	Point	10/5/2021	07:56:55	7:45 - 8:00	28.165874	-82.395257	65.11
15490	Point	10/5/2021	07:56:56	7:45 - 8:00	28.165608	-82.395262	65.88
15536	Point	10/5/2021	07:56:57	7:45 - 8:00	28.165339	-82.395261	66.51
15581	Point	10/5/2021	07:56:58	7:45 - 8:00	28.165069	-82.395254	67.09
15629	Point	10/5/2021	07:56:59	7:45 - 8:00	28.164796	-82.395239	67.58
15677	Point	10/5/2021	07:57:00	7:45 - 8:00	28.164521	-82.395223	68.06
15724	Point	10/5/2021	07:57:01	7:45 - 8:00	28.164242	-82.395201	68.55
15775	Point	10/5/2021	07:57:02	7:45 - 8:00	28.163964	-82.395172	69.03
15823	Point	10/5/2021	07:57:03	7:45 - 8:00	28.163684	-82.395139	69.48
15872	Point	10/5/2021	07:57:04	7:45 - 8:00	28.163404	-82.395102	69.93
15920	Point	10/5/2021	07:57:05	7:45 - 8:00	28.163123	-82.39506	70.41
15968	Point	10/5/2021	07:57:06	7:45 - 8:00	28.162847	-82.395002	70.38
16023	Point	10/5/2021	07:57:07	7:45 - 8:00	28.162565	-82.394945	70.33
16069	Point	10/5/2021	07:57:08	7:45 - 8:00	28.162288	-82.394879	70.11
16118	Point	10/5/2021	07:57:09	7:45 - 8:00	28.162013	-82.394811	69.96
16166	Point	10/5/2021	07:57:10	7:45 - 8:00	28.161738	-82.394734	70
16215	Point	10/5/2021	07:57:11	7:45 - 8:00	28.161462	-82.394652	70.37
16265	Point	10/5/2021	07:57:12	7:45 - 8:00	28.161187	-82.394564	70.74
16315	Point	10/5/2021	07:57:13	7:45 - 8:00	28.160912	-82.394474	70.92
16365	Point	10/5/2021	07:57:14	7:45 - 8:00	28.160635	-82.394379	71.28
16418	Point	10/5/2021	07:57:15	7:45 - 8:00	28.160361	-82.394279	71.52
7130	Point	10/5/2021	08:07:02	8:00 - 8:15	28.209665	-82.375255	69.48
7180	Point	10/5/2021	08:07:03	8:00 - 8:15	28.209432	-82.375429	69.62
7228	Point	10/5/2021	08:07:04	8:00 - 8:15	28.209199	-82.375603	69.74
7277	Point	10/5/2021	08:07:05	8:00 - 8:15	28.20896	-82.375776	70.02
7328	Point	10/5/2021	08:07:06	8:00 - 8:15	28.20872	-82.375947	70.17
7373	Point	10/5/2021	08:07:07	8:00 - 8:15	28.208478	-82.376116	70.17
7422	Point	10/5/2021	08:07:08	8:00 - 8:15	28.208237	-82.376283	70.13
7474	Point	10/5/2021	08:07:09	8:00 - 8:15	28.207993	-82.376449	70.16
7525	Point	10/5/2021	08:07:10	8:00 - 8:15	28.207751	-82.376614	70.21
7577	Point	10/5/2021	08:07:11	8:00 - 8:15	28.207507	-82.376772	69.65
7626	Point	10/5/2021	08:07:12	8:00 - 8:15	28.207263	-82.376929	68.77
7673	Point	10/5/2021	08:07:13	8:00 - 8:15	28.207023	-82.377083	67.88
7720	Point	10/5/2021	08:07:14	8:00 - 8:15	28.206784	-82.377234	67.23
7767	Point	10/5/2021	08:07:15	8:00 - 8:15	28.206544	-82.377376	66.88
7814	Point	10/5/2021	08:07:16	8:00 - 8:15	28.206307	-82.377525	66.61
7858	Point	10/5/2021	08:07:17	8:00 - 8:15	28.20607	-82.377668	66.38

DocuSign Envelope ID: 00F7F873-2213-453E-A7D6-7A719BA1E281

7902	Point	10/5/2021	08:07:18	8:00 - 8:15	28.205834	-82.37781	66.15
7950	Point	10/5/2021	08:07:19	8:00 - 8:15	28.205594	-82.37795	66.08
8000	Point	10/5/2021	08:07:20	8:00 - 8:15	28.205355	-82.378093	66.09
8049	Point	10/5/2021	08:07:21	8:00 - 8:15	28.20512	-82.378234	66.1
8096	Point	10/5/2021	08:07:22	8:00 - 8:15	28.204885	-82.378373	66.15
8139	Point	10/5/2021	08:07:23	8:00 - 8:15	28.204644	-82.378514	66.58
8184	Point	10/5/2021	08:07:24	8:00 - 8:15	28.204404	-82.378655	67.2
8231	Point	10/5/2021	08:07:25	8:00 - 8:15	28.204162	-82.378797	67.63
8277	Point	10/5/2021	08:07:26	8:00 - 8:15	28.203916	-82.37894	68.21
8327	Point	10/5/2021	08:07:27	8:00 - 8:15	28.203668	-82.379082	68.74
8376	Point	10/5/2021	08:07:28	8:00 - 8:15	28.203416	-82.379226	69.28
8423	Point	10/5/2021	08:07:29	8:00 - 8:15	28.20317	-82.379366	68.82
8472	Point	10/5/2021	08:07:30	8:00 - 8:15	28.202925	-82.379509	68.48
8520	Point	10/5/2021	08:07:31	8:00 - 8:15	28.202677	-82.379652	68.39
8569	Point	10/5/2021	08:07:32	8:00 - 8:15	28.202432	-82.379796	68.19
8617	Point	10/5/2021	08:07:33	8:00 - 8:15	28.202188	-82.379938	67.8
8661	Point	10/5/2021	08:07:34	8:00 - 8:15	28.201948	-82.380077	66.82
8704	Point	10/5/2021	08:07:35	8:00 - 8:15	28.201713	-82.380213	65.63
8753	Point	10/5/2021	08:07:36	8:00 - 8:15	28.20148	-82.380348	64.7
8799	Point	10/5/2021	08:07:37	8:00 - 8:15	28.20125	-82.38048	63.74
8843	Point	10/5/2021	08:07:38	8:00 - 8:15	28.201023	-82.380609	62.78
8891	Point	10/5/2021	08:07:39	8:00 - 8:15	28.200797	-82.380739	62.66
8935	Point	10/5/2021	08:07:40	8:00 - 8:15	28.200558	-82.380857	63.38
8982	Point	10/5/2021	08:07:41	8:00 - 8:15	28.200319	-82.380978	64.24
9030	Point	10/5/2021	08:07:42	8:00 - 8:15	28.200083	-82.381111	65.19
9077	Point	10/5/2021	08:07:43	8:00 - 8:15	28.199849	-82.381249	65.7
9117	Point	10/5/2021	08:07:44	8:00 - 8:15	28.199613	-82.381389	65.73
9164	Point	10/5/2021	08:07:45	8:00 - 8:15	28.19938	-82.381529	65.78
9211	Point	10/5/2021	08:07:46	8:00 - 8:15	28.199148	-82.381668	65.67
9256	Point	10/5/2021	08:07:47	8:00 - 8:15	28.198911	-82.381803	65.69
9306	Point	10/5/2021	08:07:48	8:00 - 8:15	28.198679	-82.381943	65.46
9347	Point	10/5/2021	08:07:49	8:00 - 8:15	28.198446	-82.382078	64.84
9390	Point	10/5/2021	08:07:50	8:00 - 8:15	28.198218	-82.382213	63.77
9437	Point	10/5/2021	08:07:51	8:00 - 8:15	28.197986	-82.38234	62.98
9481	Point	10/5/2021	08:07:52	8:00 - 8:15	28.197762	-82.382467	61.89
9523	Point	10/5/2021	08:07:53	8:00 - 8:15	28.197545	-82.382595	60.81
9561	Point	10/5/2021	08:07:54	8:00 - 8:15	28.197332	-82.382726	60.13
9603	Point	10/5/2021	08:07:55	8:00 - 8:15	28.197116	-82.382849	60.28
9646	Point	10/5/2021	08:07:56	8:00 - 8:15	28.196901	-82.382971	60.6
9691	Point	10/5/2021	08:07:57	8:00 - 8:15	28.196683	-82.383092	61.14
9734	Point	10/5/2021	08:07:58	8:00 - 8:15	28.196459	-82.383211	61.97
9777	Point	10/5/2021	08:07:59	8:00 - 8:15	28.196233	-82.383338	62.77
9819	Point	10/5/2021	08:08:00	8:00 - 8:15	28.196003	-82.383461	63.62
9863	Point	10/5/2021	08:08:01	8:00 - 8:15	28.195769	-82.383582	64.08
9909	Point	10/5/2021	08:08:02	8:00 - 8:15	28.195529	-82.383703	64.48
9948	Point	10/5/2021	08:08:03	8:00 - 8:15	28.19529	-82.383818	64.92
9997	Point	10/5/2021	08:08:04	8:00 - 8:15	28.195051	-82.38394	65.53

DocuSign Envelope ID: 00F7F873-2213-453E-A7D6-7A719BA1E281

10043	Point	10/5/2021	08:08:05	8:00 - 8:15	28.19481	-82.384059	66.03
10087	Point	10/5/2021	08:08:06	8:00 - 8:15	28.194563	-82.384176	66.59
10134	Point	10/5/2021	08:08:07	8:00 - 8:15	28.194316	-82.384292	66.84
10180	Point	10/5/2021	08:08:08	8:00 - 8:15	28.194066	-82.384404	66.57
10224	Point	10/5/2021	08:08:09	8:00 - 8:15	28.193817	-82.384517	66.44
10271	Point	10/5/2021	08:08:10	8:00 - 8:15	28.193568	-82.384629	66.47
10317	Point	10/5/2021	08:08:11	8:00 - 8:15	28.193323	-82.38474	66.5
10362	Point	10/5/2021	08:08:12	8:00 - 8:15	28.193073	-82.384853	66.45
10408	Point	10/5/2021	08:08:13	8:00 - 8:15	28.192828	-82.384959	66.01
10455	Point	10/5/2021	08:08:14	8:00 - 8:15	28.192575	-82.38507	66.31
10503	Point	10/5/2021	08:08:15	8:00 - 8:15	28.192328	-82.385175	65.71
10548	Point	10/5/2021	08:08:16	8:00 - 8:15	28.192085	-82.38528	64.77
10592	Point	10/5/2021	08:08:17	8:00 - 8:15	28.191845	-82.385381	63.77
10639	Point	10/5/2021	08:08:18	8:00 - 8:15	28.191605	-82.385482	62.91
10683	Point	10/5/2021	08:08:19	8:00 - 8:15	28.19137	-82.385581	61.98
10727	Point	10/5/2021	08:08:20	8:00 - 8:15	28.19114	-82.385677	61.07
10770	Point	10/5/2021	08:08:21	8:00 - 8:15	28.190913	-82.385775	60.12
10817	Point	10/5/2021	08:08:22	8:00 - 8:15	28.190687	-82.385868	59.35
10860	Point	10/5/2021	08:08:23	8:00 - 8:15	28.190467	-82.385965	59.08
10903	Point	10/5/2021	08:08:24	8:00 - 8:15	28.190241	-82.386061	59.69
10947	Point	10/5/2021	08:08:25	8:00 - 8:15	28.190015	-82.386161	60.24
10995	Point	10/5/2021	08:08:26	8:00 - 8:15	28.189785	-82.38626	61
11038	Point	10/5/2021	08:08:27	8:00 - 8:15	28.189554	-82.386359	61.53
11082	Point	10/5/2021	08:08:28	8:00 - 8:15	28.189322	-82.386456	61.5
11125	Point	10/5/2021	08:08:29	8:00 - 8:15	28.189091	-82.386556	61.7
11173	Point	10/5/2021	08:08:30	8:00 - 8:15	28.188858	-82.386654	62
11223	Point	10/5/2021	08:08:31	8:00 - 8:15	28.188624	-82.386754	62.45
11271	Point	10/5/2021	08:08:32	8:00 - 8:15	28.188386	-82.386856	62.99
11313	Point	10/5/2021	08:08:33	8:00 - 8:15	28.188144	-82.386957	63.84
11363	Point	10/5/2021	08:08:34	8:00 - 8:15	28.187902	-82.38706	64.47
11411	Point	10/5/2021	08:08:35	8:00 - 8:15	28.187657	-82.387166	65.17
11459	Point	10/5/2021	08:08:36	8:00 - 8:15	28.18741	-82.387273	65.52
11508	Point	10/5/2021	08:08:37	8:00 - 8:15	28.187161	-82.387379	66.01
11557	Point	10/5/2021	08:08:38	8:00 - 8:15	28.186909	-82.387485	66.51
11605	Point	10/5/2021	08:08:39	8:00 - 8:15	28.186658	-82.387589	66.75
11658	Point	10/5/2021	08:08:40	8:00 - 8:15	28.186406	-82.387692	66.6
11705	Point	10/5/2021	08:08:41	8:00 - 8:15	28.186154	-82.387799	66.52
11750	Point	10/5/2021	08:08:42	8:00 - 8:15	28.185903	-82.387902	65.96
11796	Point	10/5/2021	08:08:43	8:00 - 8:15	28.185656	-82.388009	65.19
11843	Point	10/5/2021	08:08:44	8:00 - 8:15	28.185413	-82.388115	64.4
11890	Point	10/5/2021	08:08:45	8:00 - 8:15	28.185171	-82.388217	63.89
11934	Point	10/5/2021	08:08:46	8:00 - 8:15	28.184934	-82.388317	63.41
11977	Point	10/5/2021	08:08:47	8:00 - 8:15	28.184695	-82.388418	63.44
12021	Point	10/5/2021	08:08:48	8:00 - 8:15	28.184458	-82.388519	63.43
12069	Point	10/5/2021	08:08:49	8:00 - 8:15	28.184218	-82.388621	63.57
12118	Point	10/5/2021	08:08:50	8:00 - 8:15	28.183982	-82.388723	63.45
12165	Point	10/5/2021	08:08:51	8:00 - 8:15	28.18374	-82.388829	64.11

DocuSign Envelope ID: 00F7F873-2213-453E-A7D6-7A719BA1E281

12212	Point	10/5/2021	08:08:52	8:00 - 8:15	28.183495	-82.388935	64.82
12256	Point	10/5/2021	08:08:53	8:00 - 8:15	28.183247	-82.389041	65.4
12305	Point	10/5/2021	08:08:54	8:00 - 8:15	28.182999	-82.389145	65.82
12355	Point	10/5/2021	08:08:55	8:00 - 8:15	28.182746	-82.389249	66.42
12402	Point	10/5/2021	08:08:56	8:00 - 8:15	28.182495	-82.389351	66.76
12452	Point	10/5/2021	08:08:57	8:00 - 8:15	28.182245	-82.389457	66.71
12502	Point	10/5/2021	08:08:58	8:00 - 8:15	28.181992	-82.389563	66.78
12547	Point	10/5/2021	08:08:59	8:00 - 8:15	28.181741	-82.38967	66.92
12597	Point	10/5/2021	08:09:00	8:00 - 8:15	28.181487	-82.389777	67.04
12646	Point	10/5/2021	08:09:01	8:00 - 8:15	28.181234	-82.389883	67.07
12692	Point	10/5/2021	08:09:02	8:00 - 8:15	28.180983	-82.389991	67.1
12742	Point	10/5/2021	08:09:03	8:00 - 8:15	28.180729	-82.3901	67.18
12790	Point	10/5/2021	08:09:04	8:00 - 8:15	28.180476	-82.390208	67.31
12839	Point	10/5/2021	08:09:05	8:00 - 8:15	28.180222	-82.390315	67.38
12884	Point	10/5/2021	08:09:06	8:00 - 8:15	28.179968	-82.390424	67.51
12936	Point	10/5/2021	08:09:07	8:00 - 8:15	28.179713	-82.390533	67.62
12984	Point	10/5/2021	08:09:08	8:00 - 8:15	28.179457	-82.390641	67.65
13031	Point	10/5/2021	08:09:09	8:00 - 8:15	28.179204	-82.390748	67.35
13076	Point	10/5/2021	08:09:10	8:00 - 8:15	28.178952	-82.390854	66.57
13123	Point	10/5/2021	08:09:11	8:00 - 8:15	28.178704	-82.390959	65.71
13169	Point	10/5/2021	08:09:12	8:00 - 8:15	28.178459	-82.391062	64.83
13214	Point	10/5/2021	08:09:13	8:00 - 8:15	28.178217	-82.391165	64.26
13258	Point	10/5/2021	08:09:14	8:00 - 8:15	28.177969	-82.39127	65.04
13302	Point	10/5/2021	08:09:15	8:00 - 8:15	28.177724	-82.391376	65.45
13344	Point	10/5/2021	08:09:16	8:00 - 8:15	28.177473	-82.391485	66.38
13394	Point	10/5/2021	08:09:17	8:00 - 8:15	28.177221	-82.39159	67.08
13442	Point	10/5/2021	08:09:18	8:00 - 8:15	28.176965	-82.391699	67.87
13490	Point	10/5/2021	08:09:19	8:00 - 8:15	28.176707	-82.391808	68.55
13535	Point	10/5/2021	08:09:20	8:00 - 8:15	28.176448	-82.39192	68.97
13583	Point	10/5/2021	08:09:21	8:00 - 8:15	28.176184	-82.392033	69.49
13630	Point	10/5/2021	08:09:22	8:00 - 8:15	28.175924	-82.392146	69.37
13677	Point	10/5/2021	08:09:23	8:00 - 8:15	28.175663	-82.392257	69.22
13724	Point	10/5/2021	08:09:24	8:00 - 8:15	28.175402	-82.392367	69.17
13771	Point	10/5/2021	08:09:25	8:00 - 8:15	28.175141	-82.392477	69.06
13818	Point	10/5/2021	08:09:26	8:00 - 8:15	28.174878	-82.392587	69.08
13864	Point	10/5/2021	08:09:27	8:00 - 8:15	28.174618	-82.392698	69.13
13909	Point	10/5/2021	08:09:28	8:00 - 8:15	28.174355	-82.392809	69.37
13957	Point	10/5/2021	08:09:29	8:00 - 8:15	28.174095	-82.392921	69.54
14004	Point	10/5/2021	08:09:30	8:00 - 8:15	28.173832	-82.393033	69.68
14051	Point	10/5/2021	08:09:31	8:00 - 8:15	28.173568	-82.393145	69.75
14101	Point	10/5/2021	08:09:32	8:00 - 8:15	28.173305	-82.393256	69.72
14150	Point	10/5/2021	08:09:33	8:00 - 8:15	28.173041	-82.393366	69.7
14198	Point	10/5/2021	08:09:34	8:00 - 8:15	28.172781	-82.393475	69.11
14244	Point	10/5/2021	08:09:35	8:00 - 8:15	28.172522	-82.39358	68.16
14294	Point	10/5/2021	08:09:36	8:00 - 8:15	28.172263	-82.393686	67.97
14342	Point	10/5/2021	08:09:37	8:00 - 8:15	28.171997	-82.393772	68.38
14391	Point	10/5/2021	08:09:38	8:00 - 8:15	28.171732	-82.393882	69.18

DocuSign Envelope ID: 00F7F873-2213-453E-A7D6-7A719BA1E281

14440	Point	10/5/2021	08:09:39	8:00 - 8:15	28.171465	-82.393995	70.31
14488	Point	10/5/2021	08:09:40	8:00 - 8:15	28.171203	-82.394127	70.89
14536	Point	10/5/2021	08:09:41	8:00 - 8:15	28.170931	-82.394237	71.28
14593	Point	10/5/2021	08:09:42	8:00 - 8:15	28.170654	-82.394325	71.56
14643	Point	10/5/2021	08:09:43	8:00 - 8:15	28.170375	-82.394424	71.87
14694	Point	10/5/2021	08:09:44	8:00 - 8:15	28.170098	-82.39452	72.18
14747	Point	10/5/2021	08:09:45	8:00 - 8:15	28.169816	-82.394609	72.63
14797	Point	10/5/2021	08:09:46	8:00 - 8:15	28.169534	-82.394694	72.61
14848	Point	10/5/2021	08:09:47	8:00 - 8:15	28.169254	-82.394789	72.28
14902	Point	10/5/2021	08:09:48	8:00 - 8:15	28.168972	-82.39486	71.89
14949	Point	10/5/2021	08:09:49	8:00 - 8:15	28.168692	-82.394922	71.34
14999	Point	10/5/2021	08:09:50	8:00 - 8:15	28.16841	-82.394984	71.11
15047	Point	10/5/2021	08:09:51	8:00 - 8:15	28.168129	-82.395038	70.67
15096	Point	10/5/2021	08:09:52	8:00 - 8:15	28.167849	-82.395086	70.33
15145	Point	10/5/2021	08:09:53	8:00 - 8:15	28.16757	-82.395127	69.98
15191	Point	10/5/2021	08:09:54	8:00 - 8:15	28.16729	-82.395161	69.66
15243	Point	10/5/2021	08:09:55	8:00 - 8:15	28.167012	-82.395191	69.47
15293	Point	10/5/2021	08:09:56	8:00 - 8:15	28.166734	-82.395213	69.42
15342	Point	10/5/2021	08:09:57	8:00 - 8:15	28.166457	-82.395231	69.22
15390	Point	10/5/2021	08:09:58	8:00 - 8:15	28.166179	-82.395243	69.05
15439	Point	10/5/2021	08:09:59	8:00 - 8:15	28.165901	-82.395252	68.85
15486	Point	10/5/2021	08:10:00	8:00 - 8:15	28.165624	-82.395258	68.73
15533	Point	10/5/2021	08:10:01	8:00 - 8:15	28.165347	-82.39526	68.7
15579	Point	10/5/2021	08:10:02	8:00 - 8:15	28.165071	-82.395254	68.73
15630	Point	10/5/2021	08:10:03	8:00 - 8:15	28.164794	-82.395245	68.66
15679	Point	10/5/2021	08:10:04	8:00 - 8:15	28.164517	-82.395232	68.36
15725	Point	10/5/2021	08:10:05	8:00 - 8:15	28.16424	-82.395216	68.15
7139	Point	10/5/2021	08:10:06	8:00 - 8:15	28.209606	-82.375292	61.2
15773	Point	10/5/2021	08:10:06	8:00 - 8:15	28.163972	-82.395192	67.58
7182	Point	10/5/2021	08:10:07	8:00 - 8:15	28.209401	-82.375443	61.23
15816	Point	10/5/2021	08:10:07	8:00 - 8:15	28.163703	-82.395158	67.03
7229	Point	10/5/2021	08:10:08	8:00 - 8:15	28.209195	-82.375595	61.16
15865	Point	10/5/2021	08:10:08	8:00 - 8:15	28.163434	-82.395121	66.68
7276	Point	10/5/2021	08:10:09	8:00 - 8:15	28.208983	-82.375744	60.65
15911	Point	10/5/2021	08:10:09	8:00 - 8:15	28.163165	-82.395077	66.66
7317	Point	10/5/2021	08:10:10	8:00 - 8:15	28.208773	-82.375888	60.33
15956	Point	10/5/2021	08:10:10	8:00 - 8:15	28.1629	-82.395029	66.58
7363	Point	10/5/2021	08:10:11	8:00 - 8:15	28.208563	-82.376034	60.63
16005	Point	10/5/2021	08:10:11	8:00 - 8:15	28.162633	-82.394975	67.06
7401	Point	10/5/2021	08:10:12	8:00 - 8:15	28.208356	-82.376179	60.74
16056	Point	10/5/2021	08:10:12	8:00 - 8:15	28.162364	-82.394917	67.53
7444	Point	10/5/2021	08:10:13	8:00 - 8:15	28.208152	-82.376324	60.83
16104	Point	10/5/2021	08:10:13	8:00 - 8:15	28.162095	-82.394853	67.85
7486	Point	10/5/2021	08:10:14	8:00 - 8:15	28.207941	-82.376469	61.13
16153	Point	10/5/2021	08:10:14	8:00 - 8:15	28.16183	-82.394783	67.83
7532	Point	10/5/2021	08:10:15	8:00 - 8:15	28.207734	-82.37661	61.43
16201	Point	10/5/2021	08:10:15	8:00 - 8:15	28.161566	-82.394707	67.92

DocuSign Envelope ID: 00F7F873-2213-453E-A7D6-7A719BA1E281

7576	Point	10/5/2021	08:10:16	8:00 - 8:15	28.20752	-82.376749	61.06
16248	Point	10/5/2021	08:10:16	8:00 - 8:15	28.161302	-82.394626	67.99
7612	Point	10/5/2021	08:10:17	8:00 - 8:15	28.207312	-82.376887	60.51
16297	Point	10/5/2021	08:10:17	8:00 - 8:15	28.161039	-82.394542	67.85
7655	Point	10/5/2021	08:10:18	8:00 - 8:15	28.207101	-82.377026	60.8
16341	Point	10/5/2021	08:10:18	8:00 - 8:15	28.160779	-82.394449	67.73
7699	Point	10/5/2021	08:10:19	8:00 - 8:15	28.206885	-82.377162	61.19
16390	Point	10/5/2021	08:10:19	8:00 - 8:15	28.160521	-82.394352	67.7
7741	Point	10/5/2021	08:10:20	8:00 - 8:15	28.206672	-82.377297	61.34
7786	Point	10/5/2021	08:10:21	8:00 - 8:15	28.206458	-82.37743	60.98
7832	Point	10/5/2021	08:10:22	8:00 - 8:15	28.206242	-82.377564	61.15
7869	Point	10/5/2021	08:10:23	8:00 - 8:15	28.206024	-82.377695	61.37
7910	Point	10/5/2021	08:10:24	8:00 - 8:15	28.205806	-82.377827	61.51
7952	Point	10/5/2021	08:10:25	8:00 - 8:15	28.205588	-82.377959	61.69
7997	Point	10/5/2021	08:10:26	8:00 - 8:15	28.205369	-82.378091	61.55
8044	Point	10/5/2021	08:10:27	8:00 - 8:15	28.20515	-82.378219	60.91
8084	Point	10/5/2021	08:10:28	8:00 - 8:15	28.204931	-82.378342	60.38
8118	Point	10/5/2021	08:10:29	8:00 - 8:15	28.204719	-82.37847	59.67
8156	Point	10/5/2021	08:10:30	8:00 - 8:15	28.204508	-82.378598	59.24
8201	Point	10/5/2021	08:10:31	8:00 - 8:15	28.204299	-82.378721	59.24
8243	Point	10/5/2021	08:10:32	8:00 - 8:15	28.204087	-82.378844	59.51
8288	Point	10/5/2021	08:10:33	8:00 - 8:15	28.203873	-82.378969	59.67
8328	Point	10/5/2021	08:10:34	8:00 - 8:15	28.203663	-82.379093	59.8
8367	Point	10/5/2021	08:10:35	8:00 - 8:15	28.203447	-82.379216	60.18
8409	Point	10/5/2021	08:10:36	8:00 - 8:15	28.203232	-82.379345	60.57
8457	Point	10/5/2021	08:10:37	8:00 - 8:15	28.203018	-82.379473	60.12
8493	Point	10/5/2021	08:10:38	8:00 - 8:15	28.202804	-82.379598	60.07
8534	Point	10/5/2021	08:10:39	8:00 - 8:15	28.202587	-82.379721	60.19
8582	Point	10/5/2021	08:10:40	8:00 - 8:15	28.202373	-82.379847	59.57
8622	Point	10/5/2021	08:10:41	8:00 - 8:15	28.20216	-82.379967	58.76
8662	Point	10/5/2021	08:10:42	8:00 - 8:15	28.201944	-82.380074	58.1
8700	Point	10/5/2021	08:10:43	8:00 - 8:15	28.201746	-82.380209	57.28
8743	Point	10/5/2021	08:10:44	8:00 - 8:15	28.201541	-82.380324	56.58
8784	Point	10/5/2021	08:10:45	8:00 - 8:15	28.201335	-82.380438	56.2
8822	Point	10/5/2021	08:10:46	8:00 - 8:15	28.201132	-82.38055	56.18
8860	Point	10/5/2021	08:10:47	8:00 - 8:15	28.200931	-82.38067	56.29
8909	Point	10/5/2021	08:10:48	8:00 - 8:15	28.200699	-82.380744	56.66
8947	Point	10/5/2021	08:10:49	8:00 - 8:15	28.200499	-82.380865	57.03
8988	Point	10/5/2021	08:10:50	8:00 - 8:15	28.200295	-82.380986	57.79
9029	Point	10/5/2021	08:10:51	8:00 - 8:15	28.200085	-82.38111	58.57
9065	Point	10/5/2021	08:10:52	8:00 - 8:15	28.199875	-82.381238	59.29
9107	Point	10/5/2021	08:10:53	8:00 - 8:15	28.199664	-82.381367	59.98
9152	Point	10/5/2021	08:10:54	8:00 - 8:15	28.199451	-82.381496	60.56
9197	Point	10/5/2021	08:10:55	8:00 - 8:15	28.199233	-82.381625	61.14
9241	Point	10/5/2021	08:10:56	8:00 - 8:15	28.199011	-82.381753	61.7
9280	Point	10/5/2021	08:10:57	8:00 - 8:15	28.198785	-82.381882	62.02
9327	Point	10/5/2021	08:10:58	8:00 - 8:15	28.198558	-82.382015	62.18

DocuSign Envelope ID: 00F7F873-2213-453E-A7D6-7A719BA1E281

9372	Point	10/5/2021	08:10:59	8:00 - 8:15	28.19833	-82.382146	62.18
9414	Point	10/5/2021	08:11:00	8:00 - 8:15	28.198108	-82.382279	61.79
9457	Point	10/5/2021	08:11:01	8:00 - 8:15	28.197886	-82.382408	61.21
9497	Point	10/5/2021	08:11:02	8:00 - 8:15	28.197667	-82.382532	60.61
9541	Point	10/5/2021	08:11:03	8:00 - 8:15	28.197452	-82.382656	60.23
9584	Point	10/5/2021	08:11:04	8:00 - 8:15	28.197238	-82.382778	60.38
9626	Point	10/5/2021	08:11:05	8:00 - 8:15	28.197023	-82.382897	60.63
9666	Point	10/5/2021	08:11:06	8:00 - 8:15	28.196804	-82.383024	61.03
9706	Point	10/5/2021	08:11:07	8:00 - 8:15	28.19658	-82.383147	61.57
9750	Point	10/5/2021	08:11:08	8:00 - 8:15	28.196355	-82.38327	61.96
9792	Point	10/5/2021	08:11:09	8:00 - 8:15	28.196125	-82.383392	62.51
9837	Point	10/5/2021	08:11:10	8:00 - 8:15	28.195899	-82.383511	62.8
9882	Point	10/5/2021	08:11:11	8:00 - 8:15	28.195668	-82.383632	62.5
9925	Point	10/5/2021	08:11:12	8:00 - 8:15	28.19544	-82.383745	61.71
9967	Point	10/5/2021	08:11:13	8:00 - 8:15	28.195213	-82.383859	61.11
10007	Point	10/5/2021	08:11:14	8:00 - 8:15	28.194989	-82.38397	61.27
10050	Point	10/5/2021	08:11:15	8:00 - 8:15	28.19476	-82.38408	61.6
10092	Point	10/5/2021	08:11:16	8:00 - 8:15	28.194533	-82.384189	61.19
10135	Point	10/5/2021	08:11:17	8:00 - 8:15	28.194305	-82.384294	60.49
10177	Point	10/5/2021	08:11:18	8:00 - 8:15	28.194078	-82.384394	59.77
10218	Point	10/5/2021	08:11:19	8:00 - 8:15	28.193854	-82.384491	59.71
10263	Point	10/5/2021	08:11:20	8:00 - 8:15	28.193627	-82.384593	59.92
10305	Point	10/5/2021	08:11:21	8:00 - 8:15	28.193403	-82.384693	60.48
10349	Point	10/5/2021	08:11:22	8:00 - 8:15	28.193177	-82.384794	60.89
10388	Point	10/5/2021	08:11:23	8:00 - 8:15	28.192947	-82.384885	60.54
10432	Point	10/5/2021	08:11:24	8:00 - 8:15	28.192722	-82.384982	60.75
10471	Point	10/5/2021	08:11:25	8:00 - 8:15	28.192495	-82.385082	60.96
10513	Point	10/5/2021	08:11:26	8:00 - 8:15	28.192266	-82.38519	61.27
10554	Point	10/5/2021	08:11:27	8:00 - 8:15	28.192037	-82.385284	61.39
10599	Point	10/5/2021	08:11:28	8:00 - 8:15	28.191807	-82.385377	61.4
10645	Point	10/5/2021	08:11:29	8:00 - 8:15	28.191571	-82.385478	61.71
10688	Point	10/5/2021	08:11:30	8:00 - 8:15	28.19134	-82.385582	62.01
10734	Point	10/5/2021	08:11:31	8:00 - 8:15	28.191104	-82.385682	62.4
10780	Point	10/5/2021	08:11:32	8:00 - 8:15	28.190865	-82.385786	62.88
10826	Point	10/5/2021	08:11:33	8:00 - 8:15	28.190627	-82.385887	63.21
10874	Point	10/5/2021	08:11:34	8:00 - 8:15	28.190392	-82.385992	63.47
10919	Point	10/5/2021	08:11:35	8:00 - 8:15	28.190154	-82.386098	63.74
10966	Point	10/5/2021	08:11:36	8:00 - 8:15	28.189913	-82.386209	63.77
11012	Point	10/5/2021	08:11:37	8:00 - 8:15	28.189673	-82.386303	62.89
11060	Point	10/5/2021	08:11:38	8:00 - 8:15	28.189433	-82.386399	62.94
11111	Point	10/5/2021	08:11:39	8:00 - 8:15	28.189194	-82.386499	63.14
11159	Point	10/5/2021	08:11:40	8:00 - 8:15	28.188952	-82.386601	63.61
11201	Point	10/5/2021	08:11:41	8:00 - 8:15	28.188712	-82.386703	64.08
11252	Point	10/5/2021	08:11:42	8:00 - 8:15	28.188461	-82.386804	64.9
11299	Point	10/5/2021	08:11:43	8:00 - 8:15	28.188216	-82.386903	65.32
11347	Point	10/5/2021	08:11:44	8:00 - 8:15	28.187966	-82.387008	65.88
11395	Point	10/5/2021	08:11:45	8:00 - 8:15	28.18772	-82.387114	66.24

DocuSign Envelope ID: 00F7F873-2213-453E-A7D6-7A719BA1E281

11448	Point	10/5/2021	08:11:46	8:00 - 8:15	28.187467	-82.387224	66.87
11496	Point	10/5/2021	08:11:47	8:00 - 8:15	28.18721	-82.387334	67.45
11544	Point	10/5/2021	08:11:48	8:00 - 8:15	28.186952	-82.38744	67.98
11595	Point	10/5/2021	08:11:49	8:00 - 8:15	28.186695	-82.387551	68.5
11649	Point	10/5/2021	08:11:50	8:00 - 8:15	28.186429	-82.387664	69.11
11702	Point	10/5/2021	08:11:51	8:00 - 8:15	28.186164	-82.387779	69.75
11751	Point	10/5/2021	08:11:52	8:00 - 8:15	28.1859	-82.387893	70.31
11801	Point	10/5/2021	08:11:53	8:00 - 8:15	28.18563	-82.388001	70.77
11853	Point	10/5/2021	08:11:54	8:00 - 8:15	28.185364	-82.388115	70.79
11903	Point	10/5/2021	08:11:55	8:00 - 8:15	28.185097	-82.388224	70.51
11958	Point	10/5/2021	08:11:56	8:00 - 8:15	28.184828	-82.388344	70.81
12009	Point	10/5/2021	08:11:57	8:00 - 8:15	28.184557	-82.388455	71.04
12058	Point	10/5/2021	08:11:58	8:00 - 8:15	28.184284	-82.388566	71.39
12114	Point	10/5/2021	08:11:59	8:00 - 8:15	28.184009	-82.388683	71.76
12166	Point	10/5/2021	08:12:00	8:00 - 8:15	28.183736	-82.388797	71.83
12217	Point	10/5/2021	08:12:01	8:00 - 8:15	28.183468	-82.38891	71.78
12269	Point	10/5/2021	08:12:02	8:00 - 8:15	28.1832	-82.389023	71.85
12319	Point	10/5/2021	08:12:03	8:00 - 8:15	28.182931	-82.389137	71.99
12369	Point	10/5/2021	08:12:04	8:00 - 8:15	28.182662	-82.389248	72.12
12416	Point	10/5/2021	08:12:05	8:00 - 8:15	28.182392	-82.389371	72.35
12471	Point	10/5/2021	08:12:06	8:00 - 8:15	28.182116	-82.389483	72.65
12527	Point	10/5/2021	08:12:07	8:00 - 8:15	28.181838	-82.389597	73.13
12581	Point	10/5/2021	08:12:08	8:00 - 8:15	28.181561	-82.389712	73.61
12633	Point	10/5/2021	08:12:09	8:00 - 8:15	28.181287	-82.389827	73.93
12690	Point	10/5/2021	08:12:10	8:00 - 8:15	28.181006	-82.38994	74.22
12743	Point	10/5/2021	08:12:11	8:00 - 8:15	28.180722	-82.390058	74.6
12796	Point	10/5/2021	08:12:12	8:00 - 8:15	28.180435	-82.390176	74.89
12852	Point	10/5/2021	08:12:13	8:00 - 8:15	28.180158	-82.390298	73.92
12902	Point	10/5/2021	08:12:14	8:00 - 8:15	28.179882	-82.390413	73.56
12955	Point	10/5/2021	08:12:15	8:00 - 8:15	28.179601	-82.390535	73.76
13007	Point	10/5/2021	08:12:16	8:00 - 8:15	28.179326	-82.390653	73.96
13056	Point	10/5/2021	08:12:17	8:00 - 8:15	28.179047	-82.390773	74.19
13113	Point	10/5/2021	08:12:18	8:00 - 8:15	28.178762	-82.390896	74.52
13164	Point	10/5/2021	08:12:19	8:00 - 8:15	28.178482	-82.391018	74.68
13217	Point	10/5/2021	08:12:20	8:00 - 8:15	28.1782	-82.391138	74.55
13265	Point	10/5/2021	08:12:21	8:00 - 8:15	28.177924	-82.391253	74.08
13321	Point	10/5/2021	08:12:22	8:00 - 8:15	28.17765	-82.391376	74.08
13372	Point	10/5/2021	08:12:23	8:00 - 8:15	28.177374	-82.391498	74.04
13421	Point	10/5/2021	08:12:24	8:00 - 8:15	28.177101	-82.391615	73.14
13469	Point	10/5/2021	08:12:25	8:00 - 8:15	28.176827	-82.391727	72.77
13519	Point	10/5/2021	08:12:26	8:00 - 8:15	28.176554	-82.391839	72.55
13571	Point	10/5/2021	08:12:27	8:00 - 8:15	28.176279	-82.391953	72.56
13618	Point	10/5/2021	08:12:28	8:00 - 8:15	28.176016	-82.392104	72.56
13662	Point	10/5/2021	08:12:29	8:00 - 8:15	28.175754	-82.392236	72.47
13711	Point	10/5/2021	08:12:30	8:00 - 8:15	28.175478	-82.392361	72.58
13761	Point	10/5/2021	08:12:31	8:00 - 8:15	28.175209	-82.39248	72.41
13809	Point	10/5/2021	08:12:32	8:00 - 8:15	28.174944	-82.392599	72.18

DocuSign Envelope ID: 00F7F873-2213-453E-A7D6-7A719BA1E281

13854	Point	10/5/2021	08:12:33	8:00 - 8:15	28.174673	-82.392711	71.89
13903	Point	10/5/2021	08:12:34	8:00 - 8:15	28.174404	-82.392823	71.69
13949	Point	10/5/2021	08:12:35	8:00 - 8:15	28.174134	-82.392928	71.51
13999	Point	10/5/2021	08:12:36	8:00 - 8:15	28.173856	-82.393045	71.55
14049	Point	10/5/2021	08:12:37	8:00 - 8:15	28.173583	-82.393159	71.47
14098	Point	10/5/2021	08:12:38	8:00 - 8:15	28.173309	-82.393278	71.52
14151	Point	10/5/2021	08:12:39	8:00 - 8:15	28.173034	-82.393387	71.42
14201	Point	10/5/2021	08:12:40	8:00 - 8:15	28.172762	-82.393495	71.2
14249	Point	10/5/2021	08:12:41	8:00 - 8:15	28.172493	-82.393606	70.49
14300	Point	10/5/2021	08:12:42	8:00 - 8:15	28.172213	-82.393687	70.44
7121	Point	10/5/2021	08:12:43	8:00 - 8:15	28.209711	-82.375216	62.89
14349	Point	10/5/2021	08:12:43	8:00 - 8:15	28.171946	-82.393793	70.24
7164	Point	10/5/2021	08:12:44	8:00 - 8:15	28.209502	-82.375374	62.6
14397	Point	10/5/2021	08:12:44	8:00 - 8:15	28.17168	-82.393903	70.11
7213	Point	10/5/2021	08:12:45	8:00 - 8:15	28.209287	-82.375532	63.13
14446	Point	10/5/2021	08:12:45	8:00 - 8:15	28.171417	-82.394016	69.88
7255	Point	10/5/2021	08:12:46	8:00 - 8:15	28.209073	-82.375687	63.12
14499	Point	10/5/2021	08:12:46	8:00 - 8:15	28.171158	-82.394138	69.6
7297	Point	10/5/2021	08:12:47	8:00 - 8:15	28.208859	-82.37584	62.95
14549	Point	10/5/2021	08:12:47	8:00 - 8:15	28.17089	-82.394239	69.46
7339	Point	10/5/2021	08:12:48	8:00 - 8:15	28.208644	-82.375994	63.16
14595	Point	10/5/2021	08:12:48	8:00 - 8:15	28.170628	-82.394345	69.34
7387	Point	10/5/2021	08:12:49	8:00 - 8:15	28.208425	-82.376147	63.69
14648	Point	10/5/2021	08:12:49	8:00 - 8:15	28.170361	-82.394437	69.2
7431	Point	10/5/2021	08:12:50	8:00 - 8:15	28.208204	-82.376299	64.12
14695	Point	10/5/2021	08:12:50	8:00 - 8:15	28.170097	-82.394528	69.01
7477	Point	10/5/2021	08:12:51	8:00 - 8:15	28.207979	-82.376451	64.67
14745	Point	10/5/2021	08:12:51	8:00 - 8:15	28.169825	-82.394616	69.06
7524	Point	10/5/2021	08:12:52	8:00 - 8:15	28.207752	-82.376602	65.13
14791	Point	10/5/2021	08:12:52	8:00 - 8:15	28.169553	-82.394693	69.06
7574	Point	10/5/2021	08:12:53	8:00 - 8:15	28.207526	-82.376753	65.37
14839	Point	10/5/2021	08:12:53	8:00 - 8:15	28.169285	-82.39477	69.16
7617	Point	10/5/2021	08:12:54	8:00 - 8:15	28.207297	-82.376905	65.72
14891	Point	10/5/2021	08:12:54	8:00 - 8:15	28.169012	-82.394842	69.4
7663	Point	10/5/2021	08:12:55	8:00 - 8:15	28.207066	-82.377053	66.16
14941	Point	10/5/2021	08:12:55	8:00 - 8:15	28.168737	-82.394911	69.71
7709	Point	10/5/2021	08:12:56	8:00 - 8:15	28.206832	-82.377203	66.64
14990	Point	10/5/2021	08:12:56	8:00 - 8:15	28.168461	-82.394971	69.9
7757	Point	10/5/2021	08:12:57	8:00 - 8:15	28.206597	-82.377352	67.09
15037	Point	10/5/2021	08:12:57	8:00 - 8:15	28.168185	-82.395028	69.52
7801	Point	10/5/2021	08:12:58	8:00 - 8:15	28.206361	-82.377501	67.54
15087	Point	10/5/2021	08:12:58	8:00 - 8:15	28.167911	-82.395071	69.5
7847	Point	10/5/2021	08:12:59	8:00 - 8:15	28.206122	-82.37765	67.91
15134	Point	10/5/2021	08:12:59	8:00 - 8:15	28.167635	-82.395114	69.62
7898	Point	10/5/2021	08:13:00	8:00 - 8:15	28.205879	-82.377796	68.2
15183	Point	10/5/2021	08:13:00	8:00 - 8:15	28.167359	-82.395146	69.7
7945	Point	10/5/2021	08:13:01	8:00 - 8:15	28.205635	-82.377941	68.37

DocuSign Envelope ID: 00F7F873-2213-453E-A7D6-7A719BA1E281

15232	Point	10/5/2021	08:13:01	8:00 - 8:15	28.167082	-82.395174	69.61
7994	Point	10/5/2021	08:13:02	8:00 - 8:15	28.205389	-82.378084	68.73
15281	Point	10/5/2021	08:13:02	8:00 - 8:15	28.166806	-82.395199	69.07
8046	Point	10/5/2021	08:13:03	8:00 - 8:15	28.20514	-82.378229	69.43
15330	Point	10/5/2021	08:13:03	8:00 - 8:15	28.16652	-82.395223	69.26
8095	Point	10/5/2021	08:13:04	8:00 - 8:15	28.204889	-82.378377	70.02
15380	Point	10/5/2021	08:13:04	8:00 - 8:15	28.166244	-82.39524	69.28
8143	Point	10/5/2021	08:13:05	8:00 - 8:15	28.204637	-82.378524	70.56
15431	Point	10/5/2021	08:13:05	8:00 - 8:15	28.165962	-82.39525	69.33
8190	Point	10/5/2021	08:13:06	8:00 - 8:15	28.204383	-82.378672	70.8
15479	Point	10/5/2021	08:13:06	8:00 - 8:15	28.16568	-82.395253	69.42
8239	Point	10/5/2021	08:13:07	8:00 - 8:15	28.20413	-82.37882	70.6
15526	Point	10/5/2021	08:13:07	8:00 - 8:15	28.1654	-82.395261	69.51
8286	Point	10/5/2021	08:13:08	8:00 - 8:15	28.203879	-82.378966	70.15
15573	Point	10/5/2021	08:13:08	8:00 - 8:15	28.165121	-82.39525	69.61
8335	Point	10/5/2021	08:13:09	8:00 - 8:15	28.203626	-82.379111	70.41
15622	Point	10/5/2021	08:13:09	8:00 - 8:15	28.16484	-82.395244	69.66
8384	Point	10/5/2021	08:13:10	8:00 - 8:15	28.203371	-82.379254	70.85
15669	Point	10/5/2021	08:13:10	8:00 - 8:15	28.164562	-82.395232	69.59
8434	Point	10/5/2021	08:13:11	8:00 - 8:15	28.203116	-82.3794	71.23
15716	Point	10/5/2021	08:13:11	8:00 - 8:15	28.164278	-82.395211	69.72
8481	Point	10/5/2021	08:13:12	8:00 - 8:15	28.202858	-82.37955	71.67
15764	Point	10/5/2021	08:13:12	8:00 - 8:15	28.163999	-82.395182	69.7
8533	Point	10/5/2021	08:13:13	8:00 - 8:15	28.202602	-82.379696	71.33
15815	Point	10/5/2021	08:13:13	8:00 - 8:15	28.163719	-82.39515	69.64
8584	Point	10/5/2021	08:13:14	8:00 - 8:15	28.202349	-82.379839	70.82
15864	Point	10/5/2021	08:13:14	8:00 - 8:15	28.163436	-82.395118	69.72
8634	Point	10/5/2021	08:13:15	8:00 - 8:15	28.202095	-82.379987	70.54
15912	Point	10/5/2021	08:13:15	8:00 - 8:15	28.163156	-82.395072	69.74
8684	Point	10/5/2021	08:13:16	8:00 - 8:15	28.201841	-82.380131	70.07
15962	Point	10/5/2021	08:13:16	8:00 - 8:15	28.162878	-82.395027	69.65
8733	Point	10/5/2021	08:13:17	8:00 - 8:15	28.201593	-82.380278	69.26
16013	Point	10/5/2021	08:13:17	8:00 - 8:15	28.162599	-82.394973	69.58
8781	Point	10/5/2021	08:13:18	8:00 - 8:15	28.201346	-82.38042	68.77
16065	Point	10/5/2021	08:13:18	8:00 - 8:15	28.162319	-82.39491	69.66
8830	Point	10/5/2021	08:13:19	8:00 - 8:15	28.2011	-82.380562	68.44
16112	Point	10/5/2021	08:13:19	8:00 - 8:15	28.162041	-82.394841	69.59
8878	Point	10/5/2021	08:13:20	8:00 - 8:15	28.200853	-82.380708	68.75
16160	Point	10/5/2021	08:13:20	8:00 - 8:15	28.161768	-82.394765	69.56
8925	Point	10/5/2021	08:13:21	8:00 - 8:15	28.2006	-82.380841	68.9
16211	Point	10/5/2021	08:13:21	8:00 - 8:15	28.161497	-82.394688	69.55
8973	Point	10/5/2021	08:13:22	8:00 - 8:15	28.200347	-82.38097	68.52
16260	Point	10/5/2021	08:13:22	8:00 - 8:15	28.161233	-82.394605	69.36
9022	Point	10/5/2021	08:13:23	8:00 - 8:15	28.2001	-82.381104	68.01
16309	Point	10/5/2021	08:13:23	8:00 - 8:15	28.160971	-82.394523	69.15
9070	Point	10/5/2021	08:13:24	8:00 - 8:15	28.199862	-82.381247	67.25
16356	Point	10/5/2021	08:13:24	8:00 - 8:15	28.160708	-82.394435	69.08

DocuSign Envelope ID: 00F7F873-2213-453E-A7D6-7A719BA1E281

9114	Point	10/5/2021	08:13:25	8:00 - 8:15	28.199623	-82.381388	66.74
16405	Point	10/5/2021	08:13:25	8:00 - 8:15	28.160437	-82.394339	69.16
9163	Point	10/5/2021	08:13:26	8:00 - 8:15	28.199384	-82.381527	66.4
9212	Point	10/5/2021	08:13:27	8:00 - 8:15	28.199147	-82.381665	66.03
9258	Point	10/5/2021	08:13:28	8:00 - 8:15	28.198909	-82.381803	66.27
9308	Point	10/5/2021	08:13:29	8:00 - 8:15	28.198666	-82.381941	66.47
9355	Point	10/5/2021	08:13:30	8:00 - 8:15	28.198431	-82.382081	66.32
9394	Point	10/5/2021	08:13:31	8:00 - 8:15	28.198193	-82.382219	66.47
9441	Point	10/5/2021	08:13:32	8:00 - 8:15	28.197954	-82.382359	66.59
9491	Point	10/5/2021	08:13:33	8:00 - 8:15	28.197714	-82.382497	66.69
9538	Point	10/5/2021	08:13:34	8:00 - 8:15	28.197473	-82.38263	67.06
9588	Point	10/5/2021	08:13:35	8:00 - 8:15	28.197231	-82.382771	67.65
9632	Point	10/5/2021	08:13:36	8:00 - 8:15	28.196985	-82.382917	68.3
9676	Point	10/5/2021	08:13:37	8:00 - 8:15	28.196739	-82.383055	68.45
9726	Point	10/5/2021	08:13:38	8:00 - 8:15	28.196492	-82.383194	68.55
9775	Point	10/5/2021	08:13:39	8:00 - 8:15	28.196239	-82.383327	68.86
9823	Point	10/5/2021	08:13:40	8:00 - 8:15	28.195988	-82.383462	69.01
9869	Point	10/5/2021	08:13:41	8:00 - 8:15	28.195737	-82.383591	68.6
9916	Point	10/5/2021	08:13:42	8:00 - 8:15	28.195487	-82.383721	68.24
9963	Point	10/5/2021	08:13:43	8:00 - 8:15	28.195236	-82.383847	68.19
10009	Point	10/5/2021	08:13:44	8:00 - 8:15	28.194983	-82.383971	68.32
10055	Point	10/5/2021	08:13:45	8:00 - 8:15	28.19473	-82.384092	67.84
10104	Point	10/5/2021	08:13:46	8:00 - 8:15	28.194475	-82.38421	67.63
10151	Point	10/5/2021	08:13:47	8:00 - 8:15	28.194221	-82.384325	67.57
10198	Point	10/5/2021	08:13:48	8:00 - 8:15	28.19397	-82.384437	67.23
10244	Point	10/5/2021	08:13:49	8:00 - 8:15	28.193719	-82.384549	66.94
10290	Point	10/5/2021	08:13:50	8:00 - 8:15	28.19347	-82.384662	66.87
10336	Point	10/5/2021	08:13:51	8:00 - 8:15	28.19322	-82.384776	67.14
10381	Point	10/5/2021	08:13:52	8:00 - 8:15	28.19297	-82.384888	66.72
10431	Point	10/5/2021	08:13:53	8:00 - 8:15	28.192723	-82.384998	66.25
10477	Point	10/5/2021	08:13:54	8:00 - 8:15	28.192475	-82.385103	65.52
10523	Point	10/5/2021	08:13:55	8:00 - 8:15	28.192229	-82.385207	64.98
10568	Point	10/5/2021	08:13:56	8:00 - 8:15	28.191986	-82.385308	64.4
10614	Point	10/5/2021	08:13:57	8:00 - 8:15	28.191749	-82.385412	63.48
10659	Point	10/5/2021	08:13:58	8:00 - 8:15	28.19151	-82.385513	62.76
10701	Point	10/5/2021	08:13:59	8:00 - 8:15	28.191278	-82.385611	62.01
10746	Point	10/5/2021	08:14:00	8:00 - 8:15	28.191046	-82.385709	61.29
10790	Point	10/5/2021	08:14:01	8:00 - 8:15	28.190816	-82.385806	60.63
10835	Point	10/5/2021	08:14:02	8:00 - 8:15	28.190589	-82.3859	60.09
10879	Point	10/5/2021	08:14:03	8:00 - 8:15	28.190362	-82.385996	60.09
10922	Point	10/5/2021	08:14:04	8:00 - 8:15	28.190133	-82.386093	60.46
10967	Point	10/5/2021	08:14:05	8:00 - 8:15	28.189904	-82.386192	60.61
11010	Point	10/5/2021	08:14:06	8:00 - 8:15	28.189677	-82.38629	60.32
11058	Point	10/5/2021	08:14:07	8:00 - 8:15	28.18945	-82.386387	59.88
11105	Point	10/5/2021	08:14:08	8:00 - 8:15	28.189222	-82.386485	60.2
11149	Point	10/5/2021	08:14:09	8:00 - 8:15	28.188998	-82.386582	59.85
11194	Point	10/5/2021	08:14:10	8:00 - 8:15	28.188772	-82.386677	59.43

DocuSign Envelope ID: 00F7F873-2213-453E-A7D6-7A719BA1E281

11235	Point	10/5/2021	08:14:11	8:00 - 8:15	28.188551	-82.38677	58.59
11280	Point	10/5/2021	08:14:12	8:00 - 8:15	28.188334	-82.386866	57.8
11321	Point	10/5/2021	08:14:13	8:00 - 8:15	28.188119	-82.386958	57.08
11361	Point	10/5/2021	08:14:14	8:00 - 8:15	28.187906	-82.387048	56.78
11401	Point	10/5/2021	08:14:15	8:00 - 8:15	28.187693	-82.387139	56.64
11445	Point	10/5/2021	08:14:16	8:00 - 8:15	28.187482	-82.387229	56.44
11485	Point	10/5/2021	08:14:17	8:00 - 8:15	28.187269	-82.38732	56.3
11524	Point	10/5/2021	08:14:18	8:00 - 8:15	28.187056	-82.387413	56.21
11571	Point	10/5/2021	08:14:19	8:00 - 8:15	28.186845	-82.387504	55.84
11612	Point	10/5/2021	08:14:20	8:00 - 8:15	28.18663	-82.387595	55.99
11651	Point	10/5/2021	08:14:21	8:00 - 8:15	28.186422	-82.387682	56.16
11686	Point	10/5/2021	08:14:22	8:00 - 8:15	28.186206	-82.387773	56.72
11732	Point	10/5/2021	08:14:23	8:00 - 8:15	28.18599	-82.387863	57.25
11769	Point	10/5/2021	08:14:24	8:00 - 8:15	28.185772	-82.387952	57.68
11813	Point	10/5/2021	08:14:25	8:00 - 8:15	28.185554	-82.388045	57.53
11858	Point	10/5/2021	08:14:26	8:00 - 8:15	28.185334	-82.388138	57.56
11900	Point	10/5/2021	08:14:27	8:00 - 8:15	28.185116	-82.38823	57.78
11942	Point	10/5/2021	08:14:28	8:00 - 8:15	28.184892	-82.388322	58.76
11985	Point	10/5/2021	08:14:29	8:00 - 8:15	28.184667	-82.388415	59.25
12024	Point	10/5/2021	08:14:30	8:00 - 8:15	28.184445	-82.388508	59.52
12070	Point	10/5/2021	08:14:31	8:00 - 8:15	28.184216	-82.388608	60.38
12117	Point	10/5/2021	08:14:32	8:00 - 8:15	28.183984	-82.388702	61.29
12162	Point	10/5/2021	08:14:33	8:00 - 8:15	28.183749	-82.388804	62.2
12208	Point	10/5/2021	08:14:34	8:00 - 8:15	28.183512	-82.388906	62.77
12251	Point	10/5/2021	08:14:35	8:00 - 8:15	28.183273	-82.389007	63.38
12298	Point	10/5/2021	08:14:36	8:00 - 8:15	28.183034	-82.38911	63.88
12346	Point	10/5/2021	08:14:37	8:00 - 8:15	28.182792	-82.389219	64.4
12398	Point	10/5/2021	08:14:38	8:00 - 8:15	28.182547	-82.389321	64.93
12446	Point	10/5/2021	08:14:39	8:00 - 8:15	28.182291	-82.389425	66.03
12490	Point	10/5/2021	08:14:40	8:00 - 8:15	28.182041	-82.38953	66.31
12539	Point	10/5/2021	08:14:41	8:00 - 8:15	28.18179	-82.389637	66.52
12586	Point	10/5/2021	08:14:42	8:00 - 8:15	28.181538	-82.389744	66.52
12637	Point	10/5/2021	08:14:43	8:00 - 8:15	28.181282	-82.389851	67.14
12684	Point	10/5/2021	08:14:44	8:00 - 8:15	28.181026	-82.389963	67.65
12734	Point	10/5/2021	08:14:45	8:00 - 8:15	28.180771	-82.390073	68.08
12782	Point	10/5/2021	08:14:46	8:00 - 8:15	28.180515	-82.390183	68.29
12832	Point	10/5/2021	08:14:47	8:00 - 8:15	28.180252	-82.390296	68.87
12881	Point	10/5/2021	08:14:48	8:00 - 8:15	28.179992	-82.390406	69.14
12930	Point	10/5/2021	08:14:49	8:00 - 8:15	28.179731	-82.390518	69.48
12980	Point	10/5/2021	08:14:50	8:00 - 8:15	28.179467	-82.39063	69.63
13030	Point	10/5/2021	08:14:51	8:00 - 8:15	28.179205	-82.39074	69.41
13079	Point	10/5/2021	08:14:52	8:00 - 8:15	28.178943	-82.390848	69.23
13126	Point	10/5/2021	08:14:53	8:00 - 8:15	28.178678	-82.390963	69.48
13175	Point	10/5/2021	08:14:54	8:00 - 8:15	28.178419	-82.391075	69.35
13224	Point	10/5/2021	08:14:55	8:00 - 8:15	28.178156	-82.391189	69.5
13273	Point	10/5/2021	08:14:56	8:00 - 8:15	28.177892	-82.391304	69.65
13322	Point	10/5/2021	08:14:57	8:00 - 8:15	28.177628	-82.391417	69.86

DocuSign Envelope ID: 00F7F873-2213-453E-A7D6-7A719BA1E281

13373	Point	10/5/2021	08:14:58	8:00 - 8:15	28.177362	-82.391531	70.22
13422	Point	10/5/2021	08:14:59	8:00 - 8:15	28.177094	-82.391646	70.66
13471	Point	10/5/2021	08:15:00	8:15 - 8:30	28.176823	-82.391762	71.24
13520	Point	10/5/2021	08:15:01	8:15 - 8:30	28.176551	-82.391877	71.76
13572	Point	10/5/2021	08:15:02	8:15 - 8:30	28.176278	-82.39199	72.18
13621	Point	10/5/2021	08:15:03	8:15 - 8:30	28.176001	-82.392105	72.63
13670	Point	10/5/2021	08:15:04	8:15 - 8:30	28.175723	-82.392218	73.26
13719	Point	10/5/2021	08:15:05	8:15 - 8:30	28.175445	-82.392339	73.96
13768	Point	10/5/2021	08:15:06	8:15 - 8:30	28.175164	-82.392456	74.57
13817	Point	10/5/2021	08:15:07	8:15 - 8:30	28.174879	-82.392575	75.27
13869	Point	10/5/2021	08:15:08	8:15 - 8:30	28.174591	-82.392696	75.91
13923	Point	10/5/2021	08:15:09	8:15 - 8:30	28.174297	-82.392818	77.19
13978	Point	10/5/2021	08:15:10	8:15 - 8:30	28.174	-82.392936	78.27
14030	Point	10/5/2021	08:15:11	8:15 - 8:30	28.173704	-82.393055	77.97
14081	Point	10/5/2021	08:15:12	8:15 - 8:30	28.17341	-82.393171	77.46
14136	Point	10/5/2021	08:15:13	8:15 - 8:30	28.173118	-82.393285	76.68
14190	Point	10/5/2021	08:15:14	8:15 - 8:30	28.17283	-82.393404	76.01
14240	Point	10/5/2021	08:15:15	8:15 - 8:30	28.172548	-82.393527	75.21
14293	Point	10/5/2021	08:15:16	8:15 - 8:30	28.172268	-82.393642	74.31
14344	Point	10/5/2021	08:15:17	8:15 - 8:30	28.171991	-82.393758	73.38
14393	Point	10/5/2021	08:15:18	8:15 - 8:30	28.171715	-82.393868	72.33
14442	Point	10/5/2021	08:15:19	8:15 - 8:30	28.171449	-82.393975	70.6
14493	Point	10/5/2021	08:15:20	8:15 - 8:30	28.171186	-82.394082	69.52
14540	Point	10/5/2021	08:15:21	8:15 - 8:30	28.170926	-82.394186	68.5
14591	Point	10/5/2021	08:15:22	8:15 - 8:30	28.170666	-82.394287	67.86
14636	Point	10/5/2021	08:15:23	8:15 - 8:30	28.170413	-82.394385	67
14684	Point	10/5/2021	08:15:24	8:15 - 8:30	28.170159	-82.394477	66.68
14728	Point	10/5/2021	08:15:25	8:15 - 8:30	28.169901	-82.394564	67.22
14776	Point	10/5/2021	08:15:26	8:15 - 8:30	28.16964	-82.394647	67.62
14826	Point	10/5/2021	08:15:27	8:15 - 8:30	28.169372	-82.394729	68.28
14872	Point	10/5/2021	08:15:28	8:15 - 8:30	28.169104	-82.394808	68.97
14921	Point	10/5/2021	08:15:29	8:15 - 8:30	28.16883	-82.394883	69.53
14972	Point	10/5/2021	08:15:30	8:15 - 8:30	28.168552	-82.394952	70.07
15022	Point	10/5/2021	08:15:31	8:15 - 8:30	28.168273	-82.395017	70.38
15072	Point	10/5/2021	08:15:32	8:15 - 8:30	28.167994	-82.395072	70.16
15122	Point	10/5/2021	08:15:33	8:15 - 8:30	28.167711	-82.395119	70.03
15168	Point	10/5/2021	08:15:34	8:15 - 8:30	28.167432	-82.395156	69.6
15215	Point	10/5/2021	08:15:35	8:15 - 8:30	28.167157	-82.395186	68.93
15263	Point	10/5/2021	08:15:36	8:15 - 8:30	28.166884	-82.395209	68
15312	Point	10/5/2021	08:15:37	8:15 - 8:30	28.166613	-82.395209	66.74
15354	Point	10/5/2021	08:15:38	8:15 - 8:30	28.166356	-82.395242	64.18
15400	Point	10/5/2021	08:15:39	8:15 - 8:30	28.166101	-82.395246	63.67
15444	Point	10/5/2021	08:15:40	8:15 - 8:30	28.16585	-82.395246	63.04
15492	Point	10/5/2021	08:15:41	8:15 - 8:30	28.165594	-82.395252	63.5
15535	Point	10/5/2021	08:15:42	8:15 - 8:30	28.165339	-82.395247	63.7
15578	Point	10/5/2021	08:15:43	8:15 - 8:30	28.165086	-82.395241	63.35
15623	Point	10/5/2021	08:15:44	8:15 - 8:30	28.164836	-82.395234	62.86

DocuSign Envelope ID: 00F7F873-2213-453E-A7D6-7A719BA1E281

15664	Point	10/5/2021	08:15:45	8:15 - 8:30	28.164584	-82.395219	62.8
15706	Point	10/5/2021	08:15:46	8:15 - 8:30	28.16433	-82.3952	63.13
15754	Point	10/5/2021	08:15:47	8:15 - 8:30	28.16408	-82.395174	62.66
15797	Point	10/5/2021	08:15:48	8:15 - 8:30	28.163831	-82.395147	61.82
15840	Point	10/5/2021	08:15:49	8:15 - 8:30	28.163584	-82.395115	61.37
15882	Point	10/5/2021	08:15:50	8:15 - 8:30	28.163337	-82.395079	61.39
15928	Point	10/5/2021	08:15:51	8:15 - 8:30	28.163088	-82.395043	62.01
15971	Point	10/5/2021	08:15:52	8:15 - 8:30	28.162836	-82.394999	62.66
16019	Point	10/5/2021	08:15:53	8:15 - 8:30	28.162585	-82.394949	62.73
16062	Point	10/5/2021	08:15:54	8:15 - 8:30	28.162337	-82.394896	62.44
16106	Point	10/5/2021	08:15:55	8:15 - 8:30	28.162092	-82.394836	62.16
16151	Point	10/5/2021	08:15:56	8:15 - 8:30	28.161851	-82.394773	61.58
16193	Point	10/5/2021	08:15:57	8:15 - 8:30	28.161609	-82.394703	61.28
16234	Point	10/5/2021	08:15:58	8:15 - 8:30	28.161372	-82.39463	60.88
16278	Point	10/5/2021	08:15:59	8:15 - 8:30	28.161136	-82.394556	60.74
16318	Point	10/5/2021	08:16:00	8:15 - 8:30	28.160899	-82.394481	61.27
16361	Point	10/5/2021	08:16:01	8:15 - 8:30	28.160659	-82.394397	61.93
16409	Point	10/5/2021	08:16:02	8:15 - 8:30	28.160419	-82.394308	62.54
7137	Point	10/5/2021	08:26:02	8:15 - 8:30	28.209621	-82.375291	51.72
7176	Point	10/5/2021	08:26:03	8:15 - 8:30	28.209457	-82.375415	49.37
7208	Point	10/5/2021	08:26:04	8:15 - 8:30	28.209297	-82.375531	46.87
7231	Point	10/5/2021	08:26:05	8:15 - 8:30	28.209152	-82.375633	43.03
7268	Point	10/5/2021	08:26:06	8:15 - 8:30	28.209013	-82.375732	40.81
7293	Point	10/5/2021	08:26:07	8:15 - 8:30	28.208875	-82.375828	40.06
7323	Point	10/5/2021	08:26:08	8:15 - 8:30	28.208741	-82.375923	39.87
7349	Point	10/5/2021	08:26:09	8:15 - 8:30	28.208606	-82.376024	39.62
7375	Point	10/5/2021	08:26:10	8:15 - 8:30	28.208471	-82.376116	39.01
7408	Point	10/5/2021	08:26:11	8:15 - 8:30	28.208339	-82.376207	38.86
7432	Point	10/5/2021	08:26:12	8:15 - 8:30	28.208204	-82.376301	39.55
7461	Point	10/5/2021	08:26:13	8:15 - 8:30	28.208065	-82.376396	40.66
7491	Point	10/5/2021	08:26:14	8:15 - 8:30	28.207923	-82.376491	42.17
7518	Point	10/5/2021	08:26:15	8:15 - 8:30	28.207778	-82.376596	43.13
7550	Point	10/5/2021	08:26:16	8:15 - 8:30	28.207624	-82.376698	43.74
7584	Point	10/5/2021	08:26:17	8:15 - 8:30	28.207467	-82.376801	44.42
7614	Point	10/5/2021	08:26:18	8:15 - 8:30	28.207312	-82.376906	44.91
7646	Point	10/5/2021	08:26:19	8:15 - 8:30	28.207152	-82.377012	46.11
7681	Point	10/5/2021	08:26:20	8:15 - 8:30	28.206988	-82.377121	47.38
7714	Point	10/5/2021	08:26:21	8:15 - 8:30	28.206819	-82.377228	48.38
7746	Point	10/5/2021	08:26:22	8:15 - 8:30	28.206644	-82.377334	49.02
7781	Point	10/5/2021	08:26:23	8:15 - 8:30	28.206469	-82.377444	49.94
7817	Point	10/5/2021	08:26:24	8:15 - 8:30	28.206287	-82.377556	51.38
7852	Point	10/5/2021	08:26:25	8:15 - 8:30	28.206103	-82.377667	52.14
7889	Point	10/5/2021	08:26:26	8:15 - 8:30	28.205915	-82.377779	52.75
7932	Point	10/5/2021	08:26:27	8:15 - 8:30	28.205727	-82.377895	53.13
7964	Point	10/5/2021	08:26:28	8:15 - 8:30	28.205536	-82.378007	53.31
8001	Point	10/5/2021	08:26:29	8:15 - 8:30	28.205346	-82.378119	53.4
8041	Point	10/5/2021	08:26:30	8:15 - 8:30	28.205153	-82.378231	53.9

DocuSign Envelope ID: 00F7F873-2213-453E-A7D6-7A719BA1E281

8073	Point	10/5/2021	08:26:31	8:15 - 8:30	28.204959	-82.378349	54.27
8105	Point	10/5/2021	08:26:32	8:15 - 8:30	28.204768	-82.378458	53.42
8149	Point	10/5/2021	08:26:33	8:15 - 8:30	28.204576	-82.378567	53.06
8192	Point	10/5/2021	08:26:34	8:15 - 8:30	28.204382	-82.378678	53.31
8222	Point	10/5/2021	08:26:35	8:15 - 8:30	28.204193	-82.378789	52.73
8257	Point	10/5/2021	08:26:36	8:15 - 8:30	28.204008	-82.378899	51.95
8297	Point	10/5/2021	08:26:37	8:15 - 8:30	28.203819	-82.379007	52.41
8334	Point	10/5/2021	08:26:38	8:15 - 8:30	28.203627	-82.379119	53.62
8373	Point	10/5/2021	08:26:39	8:15 - 8:30	28.203431	-82.379235	54.38
8407	Point	10/5/2021	08:26:40	8:15 - 8:30	28.203238	-82.379345	53.78
8448	Point	10/5/2021	08:26:41	8:15 - 8:30	28.203047	-82.379455	52.89
8483	Point	10/5/2021	08:26:42	8:15 - 8:30	28.202855	-82.379565	52.67
8525	Point	10/5/2021	08:26:43	8:15 - 8:30	28.202665	-82.379679	53.77
8562	Point	10/5/2021	08:26:44	8:15 - 8:30	28.202466	-82.379772	54.08
8599	Point	10/5/2021	08:26:45	8:15 - 8:30	28.202272	-82.379884	54.03
8636	Point	10/5/2021	08:26:46	8:15 - 8:30	28.202078	-82.379997	54.03
8675	Point	10/5/2021	08:26:47	8:15 - 8:30	28.201882	-82.380109	53.61
8711	Point	10/5/2021	08:26:48	8:15 - 8:30	28.201692	-82.380219	52.94
8748	Point	10/5/2021	08:26:49	8:15 - 8:30	28.201504	-82.380327	52.24
8791	Point	10/5/2021	08:26:50	8:15 - 8:30	28.201318	-82.380435	52.48
8825	Point	10/5/2021	08:26:51	8:15 - 8:30	28.201126	-82.380545	53.44
8861	Point	10/5/2021	08:26:52	8:15 - 8:30	28.20093	-82.380659	54.55
8897	Point	10/5/2021	08:26:53	8:15 - 8:30	28.200738	-82.380776	53.99
8939	Point	10/5/2021	08:26:54	8:15 - 8:30	28.20053	-82.380868	54.47
8980	Point	10/5/2021	08:26:55	8:15 - 8:30	28.200324	-82.380972	55.74
9017	Point	10/5/2021	08:26:56	8:15 - 8:30	28.200118	-82.381083	56.62
9057	Point	10/5/2021	08:26:57	8:15 - 8:30	28.199915	-82.381199	56.84
9099	Point	10/5/2021	08:26:58	8:15 - 8:30	28.199713	-82.381317	56.13
9140	Point	10/5/2021	08:26:59	8:15 - 8:30	28.199514	-82.381434	55.42
9179	Point	10/5/2021	08:27:00	8:15 - 8:30	28.199321	-82.38155	54.38
9215	Point	10/5/2021	08:27:01	8:15 - 8:30	28.199128	-82.381666	54.06
9254	Point	10/5/2021	08:27:02	8:15 - 8:30	28.198933	-82.381787	55
9290	Point	10/5/2021	08:27:03	8:15 - 8:30	28.198734	-82.381907	55.99
9329	Point	10/5/2021	08:27:04	8:15 - 8:30	28.198533	-82.382028	56.79
9371	Point	10/5/2021	08:27:05	8:15 - 8:30	28.198332	-82.382147	56.25
9411	Point	10/5/2021	08:27:06	8:15 - 8:30	28.198134	-82.382262	55.48
9444	Point	10/5/2021	08:27:07	8:15 - 8:30	28.197936	-82.382379	55.52
9486	Point	10/5/2021	08:27:08	8:15 - 8:30	28.197734	-82.382496	56.31
9528	Point	10/5/2021	08:27:09	8:15 - 8:30	28.19753	-82.382616	57.03
9566	Point	10/5/2021	08:27:10	8:15 - 8:30	28.197325	-82.382733	56.95
9602	Point	10/5/2021	08:27:11	8:15 - 8:30	28.197118	-82.382852	57.76
9644	Point	10/5/2021	08:27:12	8:15 - 8:30	28.196908	-82.382971	58.48
9689	Point	10/5/2021	08:27:13	8:15 - 8:30	28.196694	-82.383086	58.48
9728	Point	10/5/2021	08:27:14	8:15 - 8:30	28.19648	-82.383201	58.83
9768	Point	10/5/2021	08:27:15	8:15 - 8:30	28.196263	-82.383319	59.49
9809	Point	10/5/2021	08:27:16	8:15 - 8:30	28.196043	-82.383435	60.15
9853	Point	10/5/2021	08:27:17	8:15 - 8:30	28.195819	-82.383551	60.65

DocuSign Envelope ID: 00F7F873-2213-453E-A7D6-7A719BA1E281

9890	Point	10/5/2021	08:27:18	8:15 - 8:30	28.195596	-82.383663	60.25
9935	Point	10/5/2021	08:27:19	8:15 - 8:30	28.195377	-82.383773	59.53
9976	Point	10/5/2021	08:27:20	8:15 - 8:30	28.195156	-82.383884	60.11
10019	Point	10/5/2021	08:27:21	8:15 - 8:30	28.194932	-82.383992	60.29
10061	Point	10/5/2021	08:27:22	8:15 - 8:30	28.194709	-82.384101	59.91
10101	Point	10/5/2021	08:27:23	8:15 - 8:30	28.194484	-82.384211	60.75
10142	Point	10/5/2021	08:27:24	8:15 - 8:30	28.194255	-82.384318	61.65
10188	Point	10/5/2021	08:27:25	8:15 - 8:30	28.194025	-82.384422	61.87
10229	Point	10/5/2021	08:27:26	8:15 - 8:30	28.193791	-82.384527	62.56
10273	Point	10/5/2021	08:27:27	8:15 - 8:30	28.193554	-82.384634	63.33
10320	Point	10/5/2021	08:27:28	8:15 - 8:30	28.193312	-82.384741	64.11
10363	Point	10/5/2021	08:27:29	8:15 - 8:30	28.19307	-82.384849	64.84
10409	Point	10/5/2021	08:27:30	8:15 - 8:30	28.192825	-82.384957	65.29
10454	Point	10/5/2021	08:27:31	8:15 - 8:30	28.19258	-82.385059	65.44
10502	Point	10/5/2021	08:27:32	8:15 - 8:30	28.192334	-82.385166	65.59
10547	Point	10/5/2021	08:27:33	8:15 - 8:30	28.192086	-82.385272	65.73
10594	Point	10/5/2021	08:27:34	8:15 - 8:30	28.191836	-82.385377	65.76
10642	Point	10/5/2021	08:27:35	8:15 - 8:30	28.191584	-82.385486	66.51
10690	Point	10/5/2021	08:27:36	8:15 - 8:30	28.191331	-82.385594	67.39
10738	Point	10/5/2021	08:27:37	8:15 - 8:30	28.191074	-82.385704	68.27
10791	Point	10/5/2021	08:27:38	8:15 - 8:30	28.190813	-82.385814	69.09
10844	Point	10/5/2021	08:27:39	8:15 - 8:30	28.19055	-82.385925	69.23
10892	Point	10/5/2021	08:27:40	8:15 - 8:30	28.190293	-82.386032	68.02
10943	Point	10/5/2021	08:27:41	8:15 - 8:30	28.190041	-82.386138	66.59
10991	Point	10/5/2021	08:27:42	8:15 - 8:30	28.189797	-82.386245	64.87
11037	Point	10/5/2021	08:27:43	8:15 - 8:30	28.189559	-82.386346	63.36
11079	Point	10/5/2021	08:27:44	8:15 - 8:30	28.189325	-82.386444	61.91
11124	Point	10/5/2021	08:27:45	8:15 - 8:30	28.189092	-82.386541	61.36
11174	Point	10/5/2021	08:27:46	8:15 - 8:30	28.188857	-82.386638	61.49
11222	Point	10/5/2021	08:27:47	8:15 - 8:30	28.188627	-82.386743	61.56
11268	Point	10/5/2021	08:27:48	8:15 - 8:30	28.188391	-82.386845	62.13
11310	Point	10/5/2021	08:27:49	8:15 - 8:30	28.188156	-82.386949	62.52
11357	Point	10/5/2021	08:27:50	8:15 - 8:30	28.187916	-82.38705	63.02
11404	Point	10/5/2021	08:27:51	8:15 - 8:30	28.187677	-82.387151	63.44
11453	Point	10/5/2021	08:27:52	8:15 - 8:30	28.187433	-82.387253	64.17
11504	Point	10/5/2021	08:27:53	8:15 - 8:30	28.187189	-82.387357	64.83
11549	Point	10/5/2021	08:27:54	8:15 - 8:30	28.186943	-82.387461	65.27
11596	Point	10/5/2021	08:27:55	8:15 - 8:30	28.186694	-82.387565	65.68
11644	Point	10/5/2021	08:27:56	8:15 - 8:30	28.186443	-82.387671	66.11
11695	Point	10/5/2021	08:27:57	8:15 - 8:30	28.186191	-82.387779	66.42
11742	Point	10/5/2021	08:27:58	8:15 - 8:30	28.185939	-82.387889	66.75
11791	Point	10/5/2021	08:27:59	8:15 - 8:30	28.185686	-82.387998	67.24
11841	Point	10/5/2021	08:28:00	8:15 - 8:30	28.185428	-82.388105	67.69
11887	Point	10/5/2021	08:28:01	8:15 - 8:30	28.185173	-82.388216	67.98
11939	Point	10/5/2021	08:28:02	8:15 - 8:30	28.184917	-82.388326	68.31
11987	Point	10/5/2021	08:28:03	8:15 - 8:30	28.184661	-82.388437	68.2
12038	Point	10/5/2021	08:28:04	8:15 - 8:30	28.184402	-82.388546	68.59

DocuSign Envelope ID: 00F7F873-2213-453E-A7D6-7A719BA1E281

12085	Point	10/5/2021	08:28:05	8:15 - 8:30	28.18414	-82.388656	69.14
12134	Point	10/5/2021	08:28:06	8:15 - 8:30	28.183877	-82.388768	69.68
12185	Point	10/5/2021	08:28:07	8:15 - 8:30	28.183612	-82.388878	69.84
12237	Point	10/5/2021	08:28:08	8:15 - 8:30	28.183348	-82.38899	69.87
12288	Point	10/5/2021	08:28:09	8:15 - 8:30	28.183084	-82.389102	70.09
12343	Point	10/5/2021	08:28:10	8:15 - 8:30	28.182817	-82.389213	70.38
12397	Point	10/5/2021	08:28:11	8:15 - 8:30	28.182551	-82.389327	70.61
12448	Point	10/5/2021	08:28:12	8:15 - 8:30	28.18228	-82.389437	70.85
12499	Point	10/5/2021	08:28:13	8:15 - 8:30	28.182015	-82.389551	70.72
12546	Point	10/5/2021	08:28:14	8:15 - 8:30	28.181747	-82.389664	70.86
12599	Point	10/5/2021	08:28:15	8:15 - 8:30	28.18148	-82.389777	70.91
12652	Point	10/5/2021	08:28:16	8:15 - 8:30	28.181211	-82.389891	71
12701	Point	10/5/2021	08:28:17	8:15 - 8:30	28.180942	-82.390005	71.18
12752	Point	10/5/2021	08:28:18	8:15 - 8:30	28.180673	-82.390116	71.24
12802	Point	10/5/2021	08:28:19	8:15 - 8:30	28.180405	-82.390235	71.21
12855	Point	10/5/2021	08:28:20	8:15 - 8:30	28.180133	-82.390348	71.28
12907	Point	10/5/2021	08:28:21	8:15 - 8:30	28.179866	-82.390459	71.09
12956	Point	10/5/2021	08:28:22	8:15 - 8:30	28.179598	-82.390571	71.09
13006	Point	10/5/2021	08:28:23	8:15 - 8:30	28.179331	-82.390685	71.06
13054	Point	10/5/2021	08:28:24	8:15 - 8:30	28.179065	-82.390798	71.1
13104	Point	10/5/2021	08:28:25	8:15 - 8:30	28.178793	-82.390912	71.32
13156	Point	10/5/2021	08:28:26	8:15 - 8:30	28.178522	-82.391027	71.5
13205	Point	10/5/2021	08:28:27	8:15 - 8:30	28.178254	-82.39114	71.44
13254	Point	10/5/2021	08:28:28	8:15 - 8:30	28.177987	-82.391256	71.37
13303	Point	10/5/2021	08:28:29	8:15 - 8:30	28.17772	-82.391371	71.08
13353	Point	10/5/2021	08:28:30	8:15 - 8:30	28.177454	-82.391486	70.61
13400	Point	10/5/2021	08:28:31	8:15 - 8:30	28.177187	-82.391598	70.4
13447	Point	10/5/2021	08:28:32	8:15 - 8:30	28.176924	-82.391711	70.22
13494	Point	10/5/2021	08:28:33	8:15 - 8:30	28.176662	-82.391822	70.08
13543	Point	10/5/2021	08:28:34	8:15 - 8:30	28.176399	-82.391935	70.01
13591	Point	10/5/2021	08:28:35	8:15 - 8:30	28.176133	-82.392048	70.09
13639	Point	10/5/2021	08:28:36	8:15 - 8:30	28.175869	-82.392161	69.91
13688	Point	10/5/2021	08:28:37	8:15 - 8:30	28.175605	-82.392273	70
13736	Point	10/5/2021	08:28:38	8:15 - 8:30	28.175341	-82.392386	70.05
13784	Point	10/5/2021	08:28:39	8:15 - 8:30	28.175076	-82.392497	70.13
13834	Point	10/5/2021	08:28:40	8:15 - 8:30	28.17481	-82.392611	70.25
13883	Point	10/5/2021	08:28:41	8:15 - 8:30	28.174546	-82.392725	70.33
13931	Point	10/5/2021	08:28:42	8:15 - 8:30	28.17428	-82.392837	70.44
13975	Point	10/5/2021	08:28:43	8:15 - 8:30	28.174013	-82.392949	70.55
14021	Point	10/5/2021	08:28:44	8:15 - 8:30	28.173748	-82.393063	70.63
14069	Point	10/5/2021	08:28:45	8:15 - 8:30	28.173481	-82.393176	70.76
14117	Point	10/5/2021	08:28:46	8:15 - 8:30	28.173213	-82.393288	70.75
14166	Point	10/5/2021	08:28:47	8:15 - 8:30	28.172946	-82.393398	70.45
14214	Point	10/5/2021	08:28:48	8:15 - 8:30	28.172682	-82.393509	70.03
14263	Point	10/5/2021	08:28:49	8:15 - 8:30	28.172419	-82.393616	69.48
14311	Point	10/5/2021	08:28:50	8:15 - 8:30	28.172159	-82.393721	68.54
14359	Point	10/5/2021	08:28:51	8:15 - 8:30	28.171903	-82.393828	68.02

DocuSign Envelope ID: 00F7F873-2213-453E-A7D6-7A719BA1E281

14406	Point	10/5/2021	08:28:52	8:15 - 8:30	28.171645	-82.393935	68.11
14454	Point	10/5/2021	08:28:53	8:15 - 8:30	28.171387	-82.394046	68.35
14504	Point	10/5/2021	08:28:54	8:15 - 8:30	28.17113	-82.394152	67.88
14552	Point	10/5/2021	08:28:55	8:15 - 8:30	28.170879	-82.394257	66.81
14596	Point	10/5/2021	08:28:56	8:15 - 8:30	28.170625	-82.394335	65.48
14642	Point	10/5/2021	08:28:57	8:15 - 8:30	28.170377	-82.394423	64.07
14687	Point	10/5/2021	08:28:58	8:15 - 8:30	28.170137	-82.394507	63.11
14729	Point	10/5/2021	08:28:59	8:15 - 8:30	28.169897	-82.394603	63.51
14774	Point	10/5/2021	08:29:00	8:15 - 8:30	28.169645	-82.394676	64.54
14821	Point	10/5/2021	08:29:01	8:15 - 8:30	28.169388	-82.394751	65.57
14868	Point	10/5/2021	08:29:02	8:15 - 8:30	28.169127	-82.394822	66.45
14913	Point	10/5/2021	08:29:03	8:15 - 8:30	28.168864	-82.394886	66.79
14960	Point	10/5/2021	08:29:04	8:15 - 8:30	28.168596	-82.394945	67.31
15009	Point	10/5/2021	08:29:05	8:15 - 8:30	28.168328	-82.394999	67.66
15057	Point	10/5/2021	08:29:06	8:15 - 8:30	28.168058	-82.39505	68
15104	Point	10/5/2021	08:29:07	8:15 - 8:30	28.167785	-82.395095	68.13
15156	Point	10/5/2021	08:29:08	8:15 - 8:30	28.167513	-82.395137	68.08
15204	Point	10/5/2021	08:29:09	8:15 - 8:30	28.16724	-82.395172	68.09
15250	Point	10/5/2021	08:29:10	8:15 - 8:30	28.166966	-82.395197	68.04
15296	Point	10/5/2021	08:29:11	8:15 - 8:30	28.166692	-82.395218	67.93
15345	Point	10/5/2021	08:29:12	8:15 - 8:30	28.166417	-82.395234	67.95
15395	Point	10/5/2021	08:29:13	8:15 - 8:30	28.166139	-82.395247	68.35
15443	Point	10/5/2021	08:29:14	8:15 - 8:30	28.165861	-82.395256	68.83
15493	Point	10/5/2021	08:29:15	8:15 - 8:30	28.165581	-82.395261	69.31
15540	Point	10/5/2021	08:29:16	8:15 - 8:30	28.1653	-82.395259	69.74
15590	Point	10/5/2021	08:29:17	8:15 - 8:30	28.165015	-82.395251	70.17
15640	Point	10/5/2021	08:29:18	8:15 - 8:30	28.164733	-82.395237	70.13
15688	Point	10/5/2021	08:29:19	8:15 - 8:30	28.164451	-82.395217	70.11
15740	Point	10/5/2021	08:29:20	8:15 - 8:30	28.164166	-82.395199	70.23
15790	Point	10/5/2021	08:29:21	8:15 - 8:30	28.163887	-82.39517	69.94
15836	Point	10/5/2021	08:29:22	8:15 - 8:30	28.16361	-82.395135	69.52
15884	Point	10/5/2021	08:29:23	8:15 - 8:30	28.163331	-82.395094	69.33
15936	Point	10/5/2021	08:29:24	8:15 - 8:30	28.163054	-82.39505	69.21
15985	Point	10/5/2021	08:29:25	8:15 - 8:30	28.162779	-82.394999	68.96
16031	Point	10/5/2021	08:29:26	8:15 - 8:30	28.162506	-82.394942	68.89
16079	Point	10/5/2021	08:29:27	8:15 - 8:30	28.162237	-82.394879	68.8
16126	Point	10/5/2021	08:29:28	8:15 - 8:30	28.161969	-82.39481	68.53
16173	Point	10/5/2021	08:29:29	8:15 - 8:30	28.161703	-82.394737	68.1
16220	Point	10/5/2021	08:29:30	8:15 - 8:30	28.161441	-82.394659	67.22
16266	Point	10/5/2021	08:29:31	8:15 - 8:30	28.161181	-82.394579	66.31
16313	Point	10/5/2021	08:29:32	8:15 - 8:30	28.160927	-82.394497	65.44
16360	Point	10/5/2021	08:29:33	8:15 - 8:30	28.160677	-82.394409	65.11
16408	Point	10/5/2021	08:29:34	8:15 - 8:30	28.160426	-82.394316	65.07
7145	Point	10/5/2021	08:31:11	8:30 - 8:45	28.209581	-82.375329	77.36
7203	Point	10/5/2021	08:31:12	8:30 - 8:45	28.209315	-82.37552	77.5
7260	Point	10/5/2021	08:31:13	8:30 - 8:45	28.209049	-82.375711	77.63
7316	Point	10/5/2021	08:31:14	8:30 - 8:45	28.208784	-82.375904	77.81

DocuSign Envelope ID: 00F7F873-2213-453E-A7D6-7A719BA1E281

7369	Point	10/5/2021	08:31:15	8:30 - 8:45	28.208515	-82.376095	78.08
7420	Point	10/5/2021	08:31:16	8:30 - 8:45	28.208251	-82.376277	78.03
7476	Point	10/5/2021	08:31:17	8:30 - 8:45	28.20798	-82.376457	78.17
7535	Point	10/5/2021	08:31:18	8:30 - 8:45	28.207704	-82.37664	78.23
7591	Point	10/5/2021	08:31:19	8:30 - 8:45	28.207431	-82.376817	77.65
7644	Point	10/5/2021	08:31:20	8:30 - 8:45	28.20716	-82.376997	77.68
7698	Point	10/5/2021	08:31:21	8:30 - 8:45	28.20689	-82.377172	77.63
7754	Point	10/5/2021	08:31:22	8:30 - 8:45	28.206616	-82.377349	77.6
7806	Point	10/5/2021	08:31:23	8:30 - 8:45	28.206339	-82.377525	77.76
7860	Point	10/5/2021	08:31:24	8:30 - 8:45	28.206066	-82.377694	77.86
7918	Point	10/5/2021	08:31:25	8:30 - 8:45	28.205784	-82.377861	78.2
7971	Point	10/5/2021	08:31:26	8:30 - 8:45	28.205502	-82.378029	78.46
8023	Point	10/5/2021	08:31:27	8:30 - 8:45	28.205223	-82.378197	78.7
8082	Point	10/5/2021	08:31:28	8:30 - 8:45	28.204934	-82.378345	78.88
8138	Point	10/5/2021	08:31:29	8:30 - 8:45	28.20465	-82.378509	79.04
8193	Point	10/5/2021	08:31:30	8:30 - 8:45	28.204367	-82.378673	78.96
8246	Point	10/5/2021	08:31:31	8:30 - 8:45	28.20408	-82.378839	79.16
8301	Point	10/5/2021	08:31:32	8:30 - 8:45	28.203797	-82.379002	79.07
8355	Point	10/5/2021	08:31:33	8:30 - 8:45	28.203517	-82.379182	79.11
8408	Point	10/5/2021	08:31:34	8:30 - 8:45	28.203234	-82.379344	78.89
8464	Point	10/5/2021	08:31:35	8:30 - 8:45	28.202948	-82.379506	78.37
8522	Point	10/5/2021	08:31:36	8:30 - 8:45	28.202671	-82.37967	78.18
8578	Point	10/5/2021	08:31:37	8:30 - 8:45	28.202384	-82.379819	78.24
8632	Point	10/5/2021	08:31:38	8:30 - 8:45	28.202104	-82.379982	78.44
8690	Point	10/5/2021	08:31:39	8:30 - 8:45	28.201818	-82.380146	78.2
8744	Point	10/5/2021	08:31:40	8:30 - 8:45	28.201538	-82.380308	77.96
8798	Point	10/5/2021	08:31:41	8:30 - 8:45	28.201255	-82.380471	77.69
8853	Point	10/5/2021	08:31:42	8:30 - 8:45	28.200971	-82.380635	77.66
8910	Point	10/5/2021	08:31:43	8:30 - 8:45	28.200693	-82.380797	77.45
8962	Point	10/5/2021	08:31:44	8:30 - 8:45	28.200421	-82.380976	77.15
9011	Point	10/5/2021	08:31:45	8:30 - 8:45	28.200141	-82.381135	76.58
9066	Point	10/5/2021	08:31:46	8:30 - 8:45	28.199872	-82.381296	75.87
9123	Point	10/5/2021	08:31:47	8:30 - 8:45	28.199599	-82.381452	75.13
9175	Point	10/5/2021	08:31:48	8:30 - 8:45	28.199332	-82.381612	74.92
9226	Point	10/5/2021	08:31:49	8:30 - 8:45	28.199059	-82.381758	73.92
9278	Point	10/5/2021	08:31:50	8:30 - 8:45	28.198796	-82.38191	73.41
9330	Point	10/5/2021	08:31:51	8:30 - 8:45	28.198532	-82.382059	72.71
9380	Point	10/5/2021	08:31:52	8:30 - 8:45	28.198274	-82.382202	72.36
9431	Point	10/5/2021	08:31:53	8:30 - 8:45	28.198011	-82.382345	72.15
9482	Point	10/5/2021	08:31:54	8:30 - 8:45	28.197754	-82.382486	71.55
9532	Point	10/5/2021	08:31:55	8:30 - 8:45	28.197496	-82.382629	70.63
9583	Point	10/5/2021	08:31:56	8:30 - 8:45	28.197246	-82.382775	70.46
9629	Point	10/5/2021	08:31:57	8:30 - 8:45	28.196996	-82.382913	70.17
9675	Point	10/5/2021	08:31:58	8:30 - 8:45	28.196748	-82.383051	69.82
9724	Point	10/5/2021	08:31:59	8:30 - 8:45	28.196493	-82.383186	69.73
9773	Point	10/5/2021	08:32:00	8:30 - 8:45	28.196246	-82.383323	69.66
9820	Point	10/5/2021	08:32:01	8:30 - 8:45	28.195997	-82.38346	69.84

DocuSign Envelope ID: 00F7F873-2213-453E-A7D6-7A719BA1E281

9868	Point	10/5/2021	08:32:02	8:30 - 8:45	28.195738	-82.38359	70.1
9918	Point	10/5/2021	08:32:03	8:30 - 8:45	28.195482	-82.383725	70.25
9965	Point	10/5/2021	08:32:04	8:30 - 8:45	28.195223	-82.383854	70.36
10011	Point	10/5/2021	08:32:05	8:30 - 8:45	28.194969	-82.383986	70.4
10057	Point	10/5/2021	08:32:06	8:30 - 8:45	28.194713	-82.384115	70.39
10110	Point	10/5/2021	08:32:07	8:30 - 8:45	28.194451	-82.384236	70.43
10156	Point	10/5/2021	08:32:08	8:30 - 8:45	28.194193	-82.384361	70.51
10203	Point	10/5/2021	08:32:09	8:30 - 8:45	28.193936	-82.384487	70.32
10254	Point	10/5/2021	08:32:10	8:30 - 8:45	28.193671	-82.38461	69.9
10304	Point	10/5/2021	08:32:11	8:30 - 8:45	28.193405	-82.384711	69.71
10352	Point	10/5/2021	08:32:12	8:30 - 8:45	28.193147	-82.384839	69.41
10402	Point	10/5/2021	08:32:13	8:30 - 8:45	28.19289	-82.384936	68.78
10446	Point	10/5/2021	08:32:14	8:30 - 8:45	28.192636	-82.385044	68.23
10493	Point	10/5/2021	08:32:15	8:30 - 8:45	28.192378	-82.385152	67.92
10540	Point	10/5/2021	08:32:16	8:30 - 8:45	28.192125	-82.38526	67.87
10587	Point	10/5/2021	08:32:17	8:30 - 8:45	28.19187	-82.385369	67.83
10638	Point	10/5/2021	08:32:18	8:30 - 8:45	28.19161	-82.385479	67.83
10686	Point	10/5/2021	08:32:19	8:30 - 8:45	28.191354	-82.385587	67.62
10735	Point	10/5/2021	08:32:20	8:30 - 8:45	28.191102	-82.385693	67.34
10784	Point	10/5/2021	08:32:21	8:30 - 8:45	28.190847	-82.385801	67.18
10833	Point	10/5/2021	08:32:22	8:30 - 8:45	28.190593	-82.385908	67.13
10881	Point	10/5/2021	08:32:23	8:30 - 8:45	28.190343	-82.386014	66.96
10933	Point	10/5/2021	08:32:24	8:30 - 8:45	28.19009	-82.38612	66.9
10983	Point	10/5/2021	08:32:25	8:30 - 8:45	28.189838	-82.386232	66.49
11029	Point	10/5/2021	08:32:26	8:30 - 8:45	28.189591	-82.386355	66.51
11077	Point	10/5/2021	08:32:27	8:30 - 8:45	28.189338	-82.386458	66.69
11129	Point	10/5/2021	08:32:28	8:30 - 8:45	28.189086	-82.386563	67.06
11180	Point	10/5/2021	08:32:29	8:30 - 8:45	28.188837	-82.386674	67.58
11230	Point	10/5/2021	08:32:30	8:30 - 8:45	28.188582	-82.386783	68.06
11282	Point	10/5/2021	08:32:31	8:30 - 8:45	28.188324	-82.38689	68.75
11335	Point	10/5/2021	08:32:32	8:30 - 8:45	28.188061	-82.386998	69.19
11386	Point	10/5/2021	08:32:33	8:30 - 8:45	28.187803	-82.387112	69.55
11434	Point	10/5/2021	08:32:34	8:30 - 8:45	28.187539	-82.387223	70.01
11483	Point	10/5/2021	08:32:35	8:30 - 8:45	28.187278	-82.387337	70.1
11532	Point	10/5/2021	08:32:36	8:30 - 8:45	28.187015	-82.387452	70.33
11579	Point	10/5/2021	08:32:37	8:30 - 8:45	28.18675	-82.387565	70.67
11631	Point	10/5/2021	08:32:38	8:30 - 8:45	28.186479	-82.387676	71.19
11684	Point	10/5/2021	08:32:39	8:30 - 8:45	28.186214	-82.387788	71.39
11739	Point	10/5/2021	08:32:40	8:30 - 8:45	28.185945	-82.387899	71.6
11793	Point	10/5/2021	08:32:41	8:30 - 8:45	28.185668	-82.388009	71.88
11847	Point	10/5/2021	08:32:42	8:30 - 8:45	28.185394	-82.388124	72.09
11898	Point	10/5/2021	08:32:43	8:30 - 8:45	28.185121	-82.388242	72.12
11950	Point	10/5/2021	08:32:44	8:30 - 8:45	28.18485	-82.38836	72.06
12005	Point	10/5/2021	08:32:45	8:30 - 8:45	28.18458	-82.388477	72.22
12055	Point	10/5/2021	08:32:46	8:30 - 8:45	28.184311	-82.388593	72.43
12107	Point	10/5/2021	08:32:47	8:30 - 8:45	28.184037	-82.388707	72.82
12160	Point	10/5/2021	08:32:48	8:30 - 8:45	28.183763	-82.388824	73.18

DocuSign Envelope ID: 00F7F873-2213-453E-A7D6-7A719BA1E281

12213	Point	10/5/2021	08:32:49	8:30 - 8:45	28.183488	-82.388939	73.22
12268	Point	10/5/2021	08:32:50	8:30 - 8:45	28.183208	-82.38905	72.71
12320	Point	10/5/2021	08:32:51	8:30 - 8:45	28.182929	-82.389168	72.92
12370	Point	10/5/2021	08:32:52	8:30 - 8:45	28.182652	-82.389286	73.06
12420	Point	10/5/2021	08:32:53	8:30 - 8:45	28.182381	-82.389405	72.64
12473	Point	10/5/2021	08:32:54	8:30 - 8:45	28.182109	-82.389518	72.26
12526	Point	10/5/2021	08:32:55	8:30 - 8:45	28.181841	-82.389632	72.3
12579	Point	10/5/2021	08:32:56	8:30 - 8:45	28.181574	-82.38975	72.25
12630	Point	10/5/2021	08:32:57	8:30 - 8:45	28.181304	-82.389864	72.35
12683	Point	10/5/2021	08:32:58	8:30 - 8:45	28.181034	-82.38998	72.13
12737	Point	10/5/2021	08:32:59	8:30 - 8:45	28.180764	-82.390092	71.8
12788	Point	10/5/2021	08:33:00	8:30 - 8:45	28.180495	-82.390201	71.76
12838	Point	10/5/2021	08:33:01	8:30 - 8:45	28.180222	-82.390315	71.7
12889	Point	10/5/2021	08:33:02	8:30 - 8:45	28.179957	-82.390429	71.52
12940	Point	10/5/2021	08:33:03	8:30 - 8:45	28.179686	-82.390544	71.5
12991	Point	10/5/2021	08:33:04	8:30 - 8:45	28.17942	-82.390666	71.5
13042	Point	10/5/2021	08:33:05	8:30 - 8:45	28.179151	-82.39078	71.62
13092	Point	10/5/2021	08:33:06	8:30 - 8:45	28.178882	-82.3909	71.63
13141	Point	10/5/2021	08:33:07	8:30 - 8:45	28.17861	-82.391016	71.58
13190	Point	10/5/2021	08:33:08	8:30 - 8:45	28.178335	-82.391133	71.67
13240	Point	10/5/2021	08:33:09	8:30 - 8:45	28.178065	-82.391244	71.67
13288	Point	10/5/2021	08:33:10	8:30 - 8:45	28.177796	-82.391359	71.63
13336	Point	10/5/2021	08:33:11	8:30 - 8:45	28.177529	-82.391475	71.55
13386	Point	10/5/2021	08:33:12	8:30 - 8:45	28.177258	-82.39159	71.71
13438	Point	10/5/2021	08:33:13	8:30 - 8:45	28.176984	-82.391704	71.98
13491	Point	10/5/2021	08:33:14	8:30 - 8:45	28.176707	-82.39182	72.38
13539	Point	10/5/2021	08:33:15	8:30 - 8:45	28.176439	-82.391936	72.17
13588	Point	10/5/2021	08:33:16	8:30 - 8:45	28.176169	-82.392054	72.1
13634	Point	10/5/2021	08:33:17	8:30 - 8:45	28.175901	-82.392172	72.01
13681	Point	10/5/2021	08:33:18	8:30 - 8:45	28.175626	-82.392269	72.07
13730	Point	10/5/2021	08:33:19	8:30 - 8:45	28.175364	-82.392396	71.57
13781	Point	10/5/2021	08:33:20	8:30 - 8:45	28.175095	-82.392508	70.79
13830	Point	10/5/2021	08:33:21	8:30 - 8:45	28.174826	-82.392618	70.04
13878	Point	10/5/2021	08:33:22	8:30 - 8:45	28.17456	-82.392729	69.29
13920	Point	10/5/2021	08:33:23	8:30 - 8:45	28.174301	-82.392839	68.46
13966	Point	10/5/2021	08:33:24	8:30 - 8:45	28.174041	-82.392942	68.02
14011	Point	10/5/2021	08:33:25	8:30 - 8:45	28.173785	-82.393044	67.96
14061	Point	10/5/2021	08:33:26	8:30 - 8:45	28.173527	-82.393149	68.05
14106	Point	10/5/2021	08:33:27	8:30 - 8:45	28.173267	-82.393253	68
14153	Point	10/5/2021	08:33:28	8:30 - 8:45	28.173014	-82.393356	67.14
14199	Point	10/5/2021	08:33:29	8:30 - 8:45	28.17277	-82.393459	66.16
14245	Point	10/5/2021	08:33:30	8:30 - 8:45	28.172521	-82.39356	65.47
14292	Point	10/5/2021	08:33:31	8:30 - 8:45	28.172271	-82.393658	64.62
14337	Point	10/5/2021	08:33:32	8:30 - 8:45	28.172029	-82.39376	63.66
14380	Point	10/5/2021	08:33:33	8:30 - 8:45	28.17179	-82.393859	62.88
14423	Point	10/5/2021	08:33:34	8:30 - 8:45	28.171554	-82.393961	62.46
14467	Point	10/5/2021	08:33:35	8:30 - 8:45	28.171314	-82.39406	62.5

DocuSign Envelope ID: 00F7F873-2213-453E-A7D6-7A719BA1E281

14511	Point	10/5/2021	08:33:36	8:30 - 8:45	28.171071	-82.394156	62.65
14558	Point	10/5/2021	08:33:37	8:30 - 8:45	28.170829	-82.394251	62.97
14606	Point	10/5/2021	08:33:38	8:30 - 8:45	28.170594	-82.394343	63.46
14649	Point	10/5/2021	08:33:39	8:30 - 8:45	28.170357	-82.394436	64.05
14691	Point	10/5/2021	08:33:40	8:30 - 8:45	28.170113	-82.394526	64.7
14738	Point	10/5/2021	08:33:41	8:30 - 8:45	28.16986	-82.394609	65.48
14782	Point	10/5/2021	08:33:42	8:30 - 8:45	28.16961	-82.394689	64.96
14829	Point	10/5/2021	08:33:43	8:30 - 8:45	28.169349	-82.394745	64.48
14874	Point	10/5/2021	08:33:44	8:30 - 8:45	28.169097	-82.394812	63.93
14919	Point	10/5/2021	08:33:45	8:30 - 8:45	28.168844	-82.394878	63.9
14962	Point	10/5/2021	08:33:46	8:30 - 8:45	28.168588	-82.394936	64.15
15008	Point	10/5/2021	08:33:47	8:30 - 8:45	28.16833	-82.394993	63.75
15054	Point	10/5/2021	08:33:48	8:30 - 8:45	28.168079	-82.395042	63.11
15101	Point	10/5/2021	08:33:49	8:30 - 8:45	28.167829	-82.395101	62.65
15144	Point	10/5/2021	08:33:50	8:30 - 8:45	28.167578	-82.39512	63
15189	Point	10/5/2021	08:33:51	8:30 - 8:45	28.167327	-82.395151	63.36
15234	Point	10/5/2021	08:33:52	8:30 - 8:45	28.167076	-82.395197	64.02
15278	Point	10/5/2021	08:33:53	8:30 - 8:45	28.166821	-82.395196	64.57
15324	Point	10/5/2021	08:33:54	8:30 - 8:45	28.166562	-82.395212	65
15367	Point	10/5/2021	08:33:55	8:30 - 8:45	28.166303	-82.395248	64.91
15409	Point	10/5/2021	08:33:56	8:30 - 8:45	28.166049	-82.395256	63.93
15454	Point	10/5/2021	08:33:57	8:30 - 8:45	28.165796	-82.395258	63.5
15497	Point	10/5/2021	08:33:58	8:30 - 8:45	28.165542	-82.395263	63.41
15544	Point	10/5/2021	08:33:59	8:30 - 8:45	28.165283	-82.395261	63.51
15588	Point	10/5/2021	08:34:00	8:30 - 8:45	28.165023	-82.395252	63.73
15633	Point	10/5/2021	08:34:01	8:30 - 8:45	28.164763	-82.395241	63.56
15681	Point	10/5/2021	08:34:02	8:30 - 8:45	28.164503	-82.395242	63
15728	Point	10/5/2021	08:34:03	8:30 - 8:45	28.164234	-82.395207	63.59
15770	Point	10/5/2021	08:34:04	8:30 - 8:45	28.163983	-82.395183	63.47
15812	Point	10/5/2021	08:34:05	8:30 - 8:45	28.163732	-82.395155	63.44
15859	Point	10/5/2021	08:34:06	8:30 - 8:45	28.163481	-82.395119	63.4
15902	Point	10/5/2021	08:34:07	8:30 - 8:45	28.16323	-82.395081	63.44
15945	Point	10/5/2021	08:34:08	8:30 - 8:45	28.162982	-82.39504	63.61
15990	Point	10/5/2021	08:34:09	8:30 - 8:45	28.162729	-82.394991	64.1
16039	Point	10/5/2021	08:34:10	8:30 - 8:45	28.162474	-82.394939	64.64
16083	Point	10/5/2021	08:34:11	8:30 - 8:45	28.162226	-82.394884	63.86
16123	Point	10/5/2021	08:34:12	8:30 - 8:45	28.161982	-82.394823	62.84
16164	Point	10/5/2021	08:34:13	8:30 - 8:45	28.161744	-82.394761	61.84
16208	Point	10/5/2021	08:34:14	8:30 - 8:45	28.161507	-82.394695	61.2
16257	Point	10/5/2021	08:34:15	8:30 - 8:45	28.161258	-82.394636	61.52
16302	Point	10/5/2021	08:34:16	8:30 - 8:45	28.161012	-82.394558	62.17
16347	Point	10/5/2021	08:34:17	8:30 - 8:45	28.160767	-82.394474	62.91
16388	Point	10/5/2021	08:34:18	8:30 - 8:45	28.160527	-82.394368	63.61
7115	Point	10/5/2021	08:36:34	8:30 - 8:45	28.209742	-82.375202	72.3
7167	Point	10/5/2021	08:36:35	8:30 - 8:45	28.209496	-82.375384	72.7
7222	Point	10/5/2021	08:36:36	8:30 - 8:45	28.20925	-82.375565	73.16
7271	Point	10/5/2021	08:36:37	8:30 - 8:45	28.209	-82.375742	73.43

DocuSign Envelope ID: 00F7F873-2213-453E-A7D6-7A719BA1E281

7321	Point	10/5/2021	08:36:38	8:30 - 8:45	28.208751	-82.37592	73.68
7370	Point	10/5/2021	08:36:39	8:30 - 8:45	28.208492	-82.376094	74.29
7423	Point	10/5/2021	08:36:40	8:30 - 8:45	28.208236	-82.376273	74.84
7479	Point	10/5/2021	08:36:41	8:30 - 8:45	28.207976	-82.376449	75.36
7533	Point	10/5/2021	08:36:42	8:30 - 8:45	28.20771	-82.376626	76.02
7586	Point	10/5/2021	08:36:43	8:30 - 8:45	28.207445	-82.376804	76.64
7639	Point	10/5/2021	08:36:44	8:30 - 8:45	28.207176	-82.376978	76.95
7694	Point	10/5/2021	08:36:45	8:30 - 8:45	28.206903	-82.377152	77.17
7750	Point	10/5/2021	08:36:46	8:30 - 8:45	28.206631	-82.377324	77.27
7802	Point	10/5/2021	08:36:47	8:30 - 8:45	28.206357	-82.377496	77.33
7856	Point	10/5/2021	08:36:48	8:30 - 8:45	28.206085	-82.377666	77
7907	Point	10/5/2021	08:36:49	8:30 - 8:45	28.205812	-82.37783	76.61
7963	Point	10/5/2021	08:36:50	8:30 - 8:45	28.20554	-82.377991	76.31
8014	Point	10/5/2021	08:36:51	8:30 - 8:45	28.205267	-82.378151	76.24
8065	Point	10/5/2021	08:36:52	8:30 - 8:45	28.204992	-82.37831	76.65
8119	Point	10/5/2021	08:36:53	8:30 - 8:45	28.204717	-82.378472	76.93
8177	Point	10/5/2021	08:36:54	8:30 - 8:45	28.20444	-82.378634	77.08
8230	Point	10/5/2021	08:36:55	8:30 - 8:45	28.204162	-82.378797	77.33
8283	Point	10/5/2021	08:36:56	8:30 - 8:45	28.203885	-82.378957	77.23
8339	Point	10/5/2021	08:36:57	8:30 - 8:45	28.203608	-82.379119	77.07
8392	Point	10/5/2021	08:36:58	8:30 - 8:45	28.203335	-82.379278	76.62
8441	Point	10/5/2021	08:36:59	8:30 - 8:45	28.203059	-82.379435	76.45
8497	Point	10/5/2021	08:37:00	8:30 - 8:45	28.202785	-82.379593	76.26
8551	Point	10/5/2021	08:37:01	8:30 - 8:45	28.202511	-82.37975	76.03
8606	Point	10/5/2021	08:37:02	8:30 - 8:45	28.202237	-82.379908	75.88
8657	Point	10/5/2021	08:37:03	8:30 - 8:45	28.201962	-82.380063	75.68
8712	Point	10/5/2021	08:37:04	8:30 - 8:45	28.201691	-82.380219	75.55
8763	Point	10/5/2021	08:37:05	8:30 - 8:45	28.201419	-82.380375	75.48
8818	Point	10/5/2021	08:37:06	8:30 - 8:45	28.201142	-82.380532	75.73
8874	Point	10/5/2021	08:37:07	8:30 - 8:45	28.200872	-82.380689	75.52
8926	Point	10/5/2021	08:37:08	8:30 - 8:45	28.200599	-82.380841	75.24
8981	Point	10/5/2021	08:37:09	8:30 - 8:45	28.200322	-82.38099	75.29
9036	Point	10/5/2021	08:37:10	8:30 - 8:45	28.200052	-82.38114	74.87
9090	Point	10/5/2021	08:37:11	8:30 - 8:45	28.199782	-82.3813	74.85
9141	Point	10/5/2021	08:37:12	8:30 - 8:45	28.199514	-82.381459	74.82
9193	Point	10/5/2021	08:37:13	8:30 - 8:45	28.199243	-82.381616	74.87
9251	Point	10/5/2021	08:37:14	8:30 - 8:45	28.198972	-82.381772	74.9
9302	Point	10/5/2021	08:37:15	8:30 - 8:45	28.1987	-82.381935	75.15
9353	Point	10/5/2021	08:37:16	8:30 - 8:45	28.198432	-82.382092	75.07
9403	Point	10/5/2021	08:37:17	8:30 - 8:45	28.198163	-82.382247	74.92
9455	Point	10/5/2021	08:37:18	8:30 - 8:45	28.197894	-82.382402	74.78
9507	Point	10/5/2021	08:37:19	8:30 - 8:45	28.197625	-82.382556	74.67
9559	Point	10/5/2021	08:37:20	8:30 - 8:45	28.197357	-82.382709	74.61
9611	Point	10/5/2021	08:37:21	8:30 - 8:45	28.197086	-82.382866	74.72
9665	Point	10/5/2021	08:37:22	8:30 - 8:45	28.196817	-82.383016	74.62
9715	Point	10/5/2021	08:37:23	8:30 - 8:45	28.196547	-82.383163	74.62
9766	Point	10/5/2021	08:37:24	8:30 - 8:45	28.196275	-82.383307	74.6

DocuSign Envelope ID: 00F7F873-2213-453E-A7D6-7A719BA1E281

9818	Point	10/5/2021	08:37:25	8:30 - 8:45	28.196003	-82.38345	74.49
9873	Point	10/5/2021	08:37:26	8:30 - 8:45	28.19573	-82.383595	74.57
9924	Point	10/5/2021	08:37:27	8:30 - 8:45	28.195455	-82.383737	74.72
9974	Point	10/5/2021	08:37:28	8:30 - 8:45	28.195179	-82.383876	74.82
10023	Point	10/5/2021	08:37:29	8:30 - 8:45	28.194903	-82.384013	74.8
10077	Point	10/5/2021	08:37:30	8:30 - 8:45	28.194626	-82.384146	74.83
10128	Point	10/5/2021	08:37:31	8:30 - 8:45	28.194347	-82.38428	74.98
10179	Point	10/5/2021	08:37:32	8:30 - 8:45	28.194068	-82.384408	74.73
10231	Point	10/5/2021	08:37:33	8:30 - 8:45	28.193788	-82.384533	74.68
10282	Point	10/5/2021	08:37:34	8:30 - 8:45	28.193507	-82.384657	74.84
10334	Point	10/5/2021	08:37:35	8:30 - 8:45	28.193225	-82.384781	74.87
10390	Point	10/5/2021	08:37:36	8:30 - 8:45	28.192943	-82.384904	74.97
10440	Point	10/5/2021	08:37:37	8:30 - 8:45	28.192663	-82.385021	74.9
10492	Point	10/5/2021	08:37:38	8:30 - 8:45	28.192382	-82.385142	74.9
10543	Point	10/5/2021	08:37:39	8:30 - 8:45	28.192099	-82.385266	75.07
10598	Point	10/5/2021	08:37:40	8:30 - 8:45	28.191816	-82.385388	75.06
10652	Point	10/5/2021	08:37:41	8:30 - 8:45	28.191532	-82.385509	75.17
10708	Point	10/5/2021	08:37:42	8:30 - 8:45	28.191247	-82.385629	75.03
10765	Point	10/5/2021	08:37:43	8:30 - 8:45	28.190965	-82.385748	74.58
10818	Point	10/5/2021	08:37:44	8:30 - 8:45	28.190683	-82.385871	74.71
10873	Point	10/5/2021	08:37:45	8:30 - 8:45	28.190398	-82.385991	74.84
10928	Point	10/5/2021	08:37:46	8:30 - 8:45	28.190109	-82.386115	75.38
10985	Point	10/5/2021	08:37:47	8:30 - 8:45	28.189827	-82.386233	75.21
11042	Point	10/5/2021	08:37:48	8:30 - 8:45	28.189543	-82.386353	75.25
11100	Point	10/5/2021	08:37:49	8:30 - 8:45	28.18926	-82.386472	75.14
11154	Point	10/5/2021	08:37:50	8:30 - 8:45	28.188975	-82.386592	75.26
11208	Point	10/5/2021	08:37:51	8:30 - 8:45	28.188688	-82.38671	75.45
11263	Point	10/5/2021	08:37:52	8:30 - 8:45	28.188403	-82.386831	75.63
11322	Point	10/5/2021	08:37:53	8:30 - 8:45	28.188116	-82.386952	75.74
11379	Point	10/5/2021	08:37:54	8:30 - 8:45	28.18783	-82.387075	75.4
11432	Point	10/5/2021	08:37:55	8:30 - 8:45	28.187551	-82.387189	74.63
11484	Point	10/5/2021	08:37:56	8:30 - 8:45	28.18727	-82.387308	74.51
11536	Point	10/5/2021	08:37:57	8:30 - 8:45	28.186993	-82.387423	73.99
11588	Point	10/5/2021	08:37:58	8:30 - 8:45	28.186713	-82.387545	73.88
11647	Point	10/5/2021	08:37:59	8:30 - 8:45	28.186436	-82.387662	73.26
11704	Point	10/5/2021	08:38:00	8:30 - 8:45	28.186162	-82.387781	72.82
11754	Point	10/5/2021	08:38:01	8:30 - 8:45	28.18589	-82.387895	72.1
11805	Point	10/5/2021	08:38:02	8:30 - 8:45	28.18562	-82.388011	71.75
11856	Point	10/5/2021	08:38:03	8:30 - 8:45	28.185353	-82.388126	70.93
11906	Point	10/5/2021	08:38:04	8:30 - 8:45	28.18509	-82.388239	70.01
11956	Point	10/5/2021	08:38:05	8:30 - 8:45	28.184831	-82.388346	69.21
12007	Point	10/5/2021	08:38:06	8:30 - 8:45	28.18457	-82.388456	68.51
12053	Point	10/5/2021	08:38:07	8:30 - 8:45	28.184315	-82.38856	66.82
12098	Point	10/5/2021	08:38:08	8:30 - 8:45	28.184067	-82.388669	65.89
12149	Point	10/5/2021	08:38:09	8:30 - 8:45	28.183825	-82.388773	64.84
12195	Point	10/5/2021	08:38:10	8:30 - 8:45	28.183584	-82.388878	64.31
12239	Point	10/5/2021	08:38:11	8:30 - 8:45	28.183342	-82.388983	64.45

DocuSign Envelope ID: 00F7F873-2213-453E-A7D6-7A719BA1E281

12287	Point	10/5/2021	08:38:12	8:30 - 8:45	28.183099	-82.389084	64.53
12335	Point	10/5/2021	08:38:13	8:30 - 8:45	28.182857	-82.389186	64.17
12380	Point	10/5/2021	08:38:14	8:30 - 8:45	28.182613	-82.38929	64.57
12423	Point	10/5/2021	08:38:15	8:30 - 8:45	28.182366	-82.389393	65.26
12472	Point	10/5/2021	08:38:16	8:30 - 8:45	28.18211	-82.389496	66.31
12523	Point	10/5/2021	08:38:17	8:30 - 8:45	28.181857	-82.389605	67.08
12575	Point	10/5/2021	08:38:18	8:30 - 8:45	28.181599	-82.389713	67.96
12626	Point	10/5/2021	08:38:19	8:30 - 8:45	28.181335	-82.389825	69
12677	Point	10/5/2021	08:38:20	8:30 - 8:45	28.181073	-82.389939	69.7
12728	Point	10/5/2021	08:38:21	8:30 - 8:45	28.180804	-82.390052	70.45
12777	Point	10/5/2021	08:38:22	8:30 - 8:45	28.180535	-82.390165	70.75
12827	Point	10/5/2021	08:38:23	8:30 - 8:45	28.18027	-82.390278	70.15
12876	Point	10/5/2021	08:38:24	8:30 - 8:45	28.180008	-82.390395	69.52
12927	Point	10/5/2021	08:38:25	8:30 - 8:45	28.17975	-82.390507	68.59
12975	Point	10/5/2021	08:38:26	8:30 - 8:45	28.179491	-82.390612	67.95
13021	Point	10/5/2021	08:38:27	8:30 - 8:45	28.179236	-82.390719	67.47
13069	Point	10/5/2021	08:38:28	8:30 - 8:45	28.178986	-82.390827	66.73
13118	Point	10/5/2021	08:38:29	8:30 - 8:45	28.178729	-82.39093	66.7
13165	Point	10/5/2021	08:38:30	8:30 - 8:45	28.178478	-82.391042	66.84
13212	Point	10/5/2021	08:38:31	8:30 - 8:45	28.178221	-82.391151	67.44
13261	Point	10/5/2021	08:38:32	8:30 - 8:45	28.177965	-82.391261	67.93
13308	Point	10/5/2021	08:38:33	8:30 - 8:45	28.177707	-82.391373	68.6
13358	Point	10/5/2021	08:38:34	8:30 - 8:45	28.177447	-82.391485	69.19
13402	Point	10/5/2021	08:38:35	8:30 - 8:45	28.177183	-82.391596	69.82
13451	Point	10/5/2021	08:38:36	8:30 - 8:45	28.176916	-82.391708	70.55
13498	Point	10/5/2021	08:38:37	8:30 - 8:45	28.176648	-82.391823	71.22
13548	Point	10/5/2021	08:38:38	8:30 - 8:45	28.176376	-82.391938	71.8
13597	Point	10/5/2021	08:38:39	8:30 - 8:45	28.176102	-82.39205	72.19
13648	Point	10/5/2021	08:38:40	8:30 - 8:45	28.175827	-82.392166	72.66
13700	Point	10/5/2021	08:38:41	8:30 - 8:45	28.175548	-82.392282	73.05
13751	Point	10/5/2021	08:38:42	8:30 - 8:45	28.175267	-82.3924	73.6
13799	Point	10/5/2021	08:38:43	8:30 - 8:45	28.174986	-82.392516	73.79
13849	Point	10/5/2021	08:38:44	8:30 - 8:45	28.174702	-82.39263	74.12
13898	Point	10/5/2021	08:38:45	8:30 - 8:45	28.174419	-82.392749	74.55
13952	Point	10/5/2021	08:38:46	8:30 - 8:45	28.174133	-82.392866	74.94
14001	Point	10/5/2021	08:38:47	8:30 - 8:45	28.173848	-82.392978	74.94
14052	Point	10/5/2021	08:38:48	8:30 - 8:45	28.173563	-82.393089	74.91
14104	Point	10/5/2021	08:38:49	8:30 - 8:45	28.173281	-82.393202	74.68
14155	Point	10/5/2021	08:38:50	8:30 - 8:45	28.172997	-82.393315	74.61
14208	Point	10/5/2021	08:38:51	8:30 - 8:45	28.172714	-82.393431	74.53
14260	Point	10/5/2021	08:38:52	8:30 - 8:45	28.172433	-82.393548	74.42
14312	Point	10/5/2021	08:38:53	8:30 - 8:45	28.172151	-82.393665	74.31
14366	Point	10/5/2021	08:38:54	8:30 - 8:45	28.171869	-82.393785	74.38
14417	Point	10/5/2021	08:38:55	8:30 - 8:45	28.171587	-82.393901	74.43
14470	Point	10/5/2021	08:38:56	8:30 - 8:45	28.171305	-82.394017	74.47
14521	Point	10/5/2021	08:38:57	8:30 - 8:45	28.171025	-82.394133	74.37
14573	Point	10/5/2021	08:38:58	8:30 - 8:45	28.170742	-82.394247	74.47

DocuSign Envelope ID: 00F7F873-2213-453E-A7D6-7A719BA1E281

14625	Point	10/5/2021	08:38:59	8:30 - 8:45	28.170456	-82.394357	74.48
14678	Point	10/5/2021	08:39:00	8:30 - 8:45	28.170173	-82.394462	73.85
14732	Point	10/5/2021	08:39:01	8:30 - 8:45	28.169891	-82.394557	72.93
14783	Point	10/5/2021	08:39:02	8:30 - 8:45	28.169609	-82.394647	72.23
14833	Point	10/5/2021	08:39:03	8:30 - 8:45	28.169332	-82.394732	71.56
14884	Point	10/5/2021	08:39:04	8:30 - 8:45	28.169053	-82.394812	71.26
14932	Point	10/5/2021	08:39:05	8:30 - 8:45	28.168776	-82.394884	70.87
14983	Point	10/5/2021	08:39:06	8:30 - 8:45	28.1685	-82.394949	70.22
15030	Point	10/5/2021	08:39:07	8:30 - 8:45	28.168226	-82.395002	69.49
15078	Point	10/5/2021	08:39:08	8:30 - 8:45	28.16795	-82.395051	69.38
15130	Point	10/5/2021	08:39:09	8:30 - 8:45	28.167675	-82.39509	69.11
15176	Point	10/5/2021	08:39:10	8:30 - 8:45	28.1674	-82.39513	68.9
15222	Point	10/5/2021	08:39:11	8:30 - 8:45	28.167126	-82.395162	68.52
15270	Point	10/5/2021	08:39:12	8:30 - 8:45	28.166853	-82.395187	68.21
15319	Point	10/5/2021	08:39:13	8:30 - 8:45	28.166578	-82.395206	68.67
15368	Point	10/5/2021	08:39:14	8:30 - 8:45	28.166301	-82.395219	69.16
15412	Point	10/5/2021	08:39:15	8:30 - 8:45	28.166027	-82.395233	68.61
15462	Point	10/5/2021	08:39:16	8:30 - 8:45	28.165752	-82.39524	68.03
15508	Point	10/5/2021	08:39:17	8:30 - 8:45	28.165477	-82.395247	67.5
15556	Point	10/5/2021	08:39:18	8:30 - 8:45	28.165207	-82.395245	66.31
15601	Point	10/5/2021	08:39:19	8:30 - 8:45	28.164947	-82.395236	64.92
15649	Point	10/5/2021	08:39:20	8:30 - 8:45	28.164684	-82.395226	64.34
15697	Point	10/5/2021	08:39:21	8:30 - 8:45	28.164424	-82.39521	64.2
15742	Point	10/5/2021	08:39:22	8:30 - 8:45	28.164164	-82.395189	64.39
15786	Point	10/5/2021	08:39:23	8:30 - 8:45	28.163905	-82.395162	64.36
15829	Point	10/5/2021	08:39:24	8:30 - 8:45	28.163645	-82.395133	64.31
15876	Point	10/5/2021	08:39:25	8:30 - 8:45	28.163386	-82.395095	64.14
15918	Point	10/5/2021	08:39:26	8:30 - 8:45	28.163129	-82.395051	64.17
15964	Point	10/5/2021	08:39:27	8:30 - 8:45	28.162872	-82.395006	64.5
16010	Point	10/5/2021	08:39:28	8:30 - 8:45	28.162613	-82.394957	64.58
16057	Point	10/5/2021	08:39:29	8:30 - 8:45	28.162361	-82.394902	64.28
16101	Point	10/5/2021	08:39:30	8:30 - 8:45	28.162108	-82.394843	64.07
16148	Point	10/5/2021	08:39:31	8:30 - 8:45	28.161858	-82.394777	63.89
16194	Point	10/5/2021	08:39:32	8:30 - 8:45	28.161608	-82.394704	63.84
16237	Point	10/5/2021	08:39:33	8:30 - 8:45	28.161361	-82.394629	63.65
16280	Point	10/5/2021	08:39:34	8:30 - 8:45	28.161117	-82.394551	63.39
16322	Point	10/5/2021	08:39:35	8:30 - 8:45	28.160873	-82.39447	63.15
16366	Point	10/5/2021	08:39:36	8:30 - 8:45	28.160632	-82.394382	63.24
16414	Point	10/5/2021	08:39:37	8:30 - 8:45	28.160387	-82.394284	63.63
7125	Point	10/5/2021	08:44:37	8:30 - 8:45	28.209707	-82.375218	59.49
7163	Point	10/5/2021	08:44:38	8:30 - 8:45	28.209504	-82.37537	60.17
7209	Point	10/5/2021	08:44:39	8:30 - 8:45	28.209297	-82.375522	61.05
7251	Point	10/5/2021	08:44:40	8:30 - 8:45	28.209089	-82.375677	61.91
7294	Point	10/5/2021	08:44:41	8:30 - 8:45	28.208875	-82.375833	62.92
7335	Point	10/5/2021	08:44:42	8:30 - 8:45	28.208658	-82.375987	63.82
7385	Point	10/5/2021	08:44:43	8:30 - 8:45	28.208431	-82.376143	65.14
7430	Point	10/5/2021	08:44:44	8:30 - 8:45	28.208208	-82.376302	65.98

DocuSign Envelope ID: 00F7F873-2213-453E-A7D6-7A719BA1E281

7478	Point	10/5/2021	08:44:45	8:30 - 8:45	28.207978	-82.376462	67.08
7530	Point	10/5/2021	08:44:46	8:30 - 8:45	28.207743	-82.376624	68.19
7578	Point	10/5/2021	08:44:47	8:30 - 8:45	28.207505	-82.376784	68.97
7627	Point	10/5/2021	08:44:48	8:30 - 8:45	28.207261	-82.376941	69.44
7676	Point	10/5/2021	08:44:49	8:30 - 8:45	28.207016	-82.377097	69.78
7723	Point	10/5/2021	08:44:50	8:30 - 8:45	28.206769	-82.377255	70
7771	Point	10/5/2021	08:44:51	8:30 - 8:45	28.206522	-82.37741	70.15
7821	Point	10/5/2021	08:44:52	8:30 - 8:45	28.206272	-82.377565	70.53
7871	Point	10/5/2021	08:44:53	8:30 - 8:45	28.20602	-82.377721	70.95
7921	Point	10/5/2021	08:44:54	8:30 - 8:45	28.205764	-82.377875	71.49
7970	Point	10/5/2021	08:44:55	8:30 - 8:45	28.205506	-82.378029	72
8019	Point	10/5/2021	08:44:56	8:30 - 8:45	28.205246	-82.378181	72.37
8066	Point	10/5/2021	08:44:57	8:30 - 8:45	28.204986	-82.378335	72.74
8117	Point	10/5/2021	08:44:58	8:30 - 8:45	28.204724	-82.378487	72.62
8173	Point	10/5/2021	08:44:59	8:30 - 8:45	28.204457	-82.37862	72.33
8220	Point	10/5/2021	08:45:00	8:45 - 9:00	28.204197	-82.378771	72.17
8268	Point	10/5/2021	08:45:01	8:45 - 9:00	28.203946	-82.378936	71.74
8319	Point	10/5/2021	08:45:02	8:45 - 9:00	28.203693	-82.379079	71.02
8371	Point	10/5/2021	08:45:03	8:45 - 9:00	28.203442	-82.379222	70.27
8421	Point	10/5/2021	08:45:04	8:45 - 9:00	28.20319	-82.379369	69.78
8469	Point	10/5/2021	08:45:05	8:45 - 9:00	28.202938	-82.379511	69.3
8516	Point	10/5/2021	08:45:06	8:45 - 9:00	28.202692	-82.379653	68.81
8567	Point	10/5/2021	08:45:07	8:45 - 9:00	28.202446	-82.379796	68.54
8613	Point	10/5/2021	08:45:08	8:45 - 9:00	28.202198	-82.379939	68.54
8658	Point	10/5/2021	08:45:09	8:45 - 9:00	28.201954	-82.380082	68.39
8705	Point	10/5/2021	08:45:10	8:45 - 9:00	28.201713	-82.380223	68.17
8755	Point	10/5/2021	08:45:11	8:45 - 9:00	28.201468	-82.380365	68.53
8802	Point	10/5/2021	08:45:12	8:45 - 9:00	28.201221	-82.380505	68.93
8852	Point	10/5/2021	08:45:13	8:45 - 9:00	28.200974	-82.380649	69.35
8901	Point	10/5/2021	08:45:14	8:45 - 9:00	28.200722	-82.380793	69.85
8953	Point	10/5/2021	08:45:15	8:45 - 9:00	28.200469	-82.38094	70.23
9002	Point	10/5/2021	08:45:16	8:45 - 9:00	28.200216	-82.381088	70.34
9053	Point	10/5/2021	08:45:17	8:45 - 9:00	28.199962	-82.381235	70.79
9100	Point	10/5/2021	08:45:18	8:45 - 9:00	28.199712	-82.381382	71.05
9151	Point	10/5/2021	08:45:19	8:45 - 9:00	28.199457	-82.381533	71.44
9203	Point	10/5/2021	08:45:20	8:45 - 9:00	28.199195	-82.381683	71.65
9253	Point	10/5/2021	08:45:21	8:45 - 9:00	28.198939	-82.381834	71.58
9305	Point	10/5/2021	08:45:22	8:45 - 9:00	28.198682	-82.381984	71.69
9356	Point	10/5/2021	08:45:23	8:45 - 9:00	28.198425	-82.382131	71.71
9400	Point	10/5/2021	08:45:24	8:45 - 9:00	28.198168	-82.38228	71.82
9452	Point	10/5/2021	08:45:25	8:45 - 9:00	28.197909	-82.382427	71.79
9500	Point	10/5/2021	08:45:26	8:45 - 9:00	28.197649	-82.382574	71.92
9549	Point	10/5/2021	08:45:27	8:45 - 9:00	28.19739	-82.382721	71.96
9599	Point	10/5/2021	08:45:28	8:45 - 9:00	28.197132	-82.382872	71.99
9649	Point	10/5/2021	08:45:29	8:45 - 9:00	28.196864	-82.383002	72.04
9701	Point	10/5/2021	08:45:30	8:45 - 9:00	28.196603	-82.383146	72.09
9754	Point	10/5/2021	08:45:31	8:45 - 9:00	28.19634	-82.383288	72.22

DocuSign Envelope ID: 00F7F873-2213-453E-A7D6-7A719BA1E281

9804	Point	10/5/2021	08:45:32	8:45 - 9:00	28.196076	-82.383428	72.35
9855	Point	10/5/2021	08:45:33	8:45 - 9:00	28.195812	-82.383564	72.42
9903	Point	10/5/2021	08:45:34	8:45 - 9:00	28.195548	-82.383701	72.46
9953	Point	10/5/2021	08:45:35	8:45 - 9:00	28.195281	-82.383836	72.56
10001	Point	10/5/2021	08:45:36	8:45 - 9:00	28.195019	-82.383986	72.66
10053	Point	10/5/2021	08:45:37	8:45 - 9:00	28.194742	-82.384097	72.74
10105	Point	10/5/2021	08:45:38	8:45 - 9:00	28.194469	-82.384224	72.86
10155	Point	10/5/2021	08:45:39	8:45 - 9:00	28.194197	-82.384349	72.81
10205	Point	10/5/2021	08:45:40	8:45 - 9:00	28.193932	-82.384491	72.65
10256	Point	10/5/2021	08:45:41	8:45 - 9:00	28.193659	-82.384612	72.67
10308	Point	10/5/2021	08:45:42	8:45 - 9:00	28.193387	-82.384733	72.55
10358	Point	10/5/2021	08:45:43	8:45 - 9:00	28.193116	-82.384852	72.39
10406	Point	10/5/2021	08:45:44	8:45 - 9:00	28.192842	-82.384966	72.5
10457	Point	10/5/2021	08:45:45	8:45 - 9:00	28.19257	-82.385079	72.67
10506	Point	10/5/2021	08:45:46	8:45 - 9:00	28.192294	-82.385196	73.08
10563	Point	10/5/2021	08:45:47	8:45 - 9:00	28.192018	-82.385312	73.29
10616	Point	10/5/2021	08:45:48	8:45 - 9:00	28.191739	-82.385431	73.55
10668	Point	10/5/2021	08:45:49	8:45 - 9:00	28.19146	-82.385547	73.6
10718	Point	10/5/2021	08:45:50	8:45 - 9:00	28.191186	-82.385666	73.15
10771	Point	10/5/2021	08:45:51	8:45 - 9:00	28.190911	-82.385781	72.75
10821	Point	10/5/2021	08:45:52	8:45 - 9:00	28.190639	-82.385897	72.27
10877	Point	10/5/2021	08:45:53	8:45 - 9:00	28.19037	-82.386011	71.05
10929	Point	10/5/2021	08:45:54	8:45 - 9:00	28.190106	-82.386123	69.91
10981	Point	10/5/2021	08:45:55	8:45 - 9:00	28.189846	-82.386233	68.58
11030	Point	10/5/2021	08:45:56	8:45 - 9:00	28.189589	-82.386338	67.34
11078	Point	10/5/2021	08:45:57	8:45 - 9:00	28.189335	-82.386444	67.08
11123	Point	10/5/2021	08:45:58	8:45 - 9:00	28.189097	-82.386545	62.22
11166	Point	10/5/2021	08:45:59	8:45 - 9:00	28.188886	-82.386638	56.2
11211	Point	10/5/2021	08:46:00	8:45 - 9:00	28.18868	-82.386725	54.71
11248	Point	10/5/2021	08:46:01	8:45 - 9:00	28.188475	-82.38681	54.2
11288	Point	10/5/2021	08:46:02	8:45 - 9:00	28.188271	-82.386899	54.59
11333	Point	10/5/2021	08:46:03	8:45 - 9:00	28.188064	-82.38699	55.17
11373	Point	10/5/2021	08:46:04	8:45 - 9:00	28.187851	-82.38708	56.17
11414	Point	10/5/2021	08:46:05	8:45 - 9:00	28.187637	-82.387171	57.22
11457	Point	10/5/2021	08:46:06	8:45 - 9:00	28.187418	-82.387265	58.31
11501	Point	10/5/2021	08:46:07	8:45 - 9:00	28.187196	-82.387362	59.39
11541	Point	10/5/2021	08:46:08	8:45 - 9:00	28.186972	-82.387457	60.23
11585	Point	10/5/2021	08:46:09	8:45 - 9:00	28.186739	-82.387556	61.41
11629	Point	10/5/2021	08:46:10	8:45 - 9:00	28.186501	-82.387657	62.63
11679	Point	10/5/2021	08:46:11	8:45 - 9:00	28.186262	-82.387758	63.63
11726	Point	10/5/2021	08:46:12	8:45 - 9:00	28.186017	-82.387862	64.73
11770	Point	10/5/2021	08:46:13	8:45 - 9:00	28.18577	-82.387968	65.6
11823	Point	10/5/2021	08:46:14	8:45 - 9:00	28.185518	-82.388072	66.44
11869	Point	10/5/2021	08:46:15	8:45 - 9:00	28.185263	-82.38818	67.36
11917	Point	10/5/2021	08:46:16	8:45 - 9:00	28.185007	-82.38829	68.03
11967	Point	10/5/2021	08:46:17	8:45 - 9:00	28.184747	-82.388401	68.7
12017	Point	10/5/2021	08:46:18	8:45 - 9:00	28.184487	-82.388512	69.09

DocuSign Envelope ID: 00F7F873-2213-453E-A7D6-7A719BA1E281

12067	Point	10/5/2021	08:46:19	8:45 - 9:00	28.184223	-82.388625	69.68
12120	Point	10/5/2021	08:46:20	8:45 - 9:00	28.183958	-82.38874	70.02
12173	Point	10/5/2021	08:46:21	8:45 - 9:00	28.183691	-82.388851	70.29
12227	Point	10/5/2021	08:46:22	8:45 - 9:00	28.183423	-82.388963	70.58
12277	Point	10/5/2021	08:46:23	8:45 - 9:00	28.183156	-82.389076	70.7
12324	Point	10/5/2021	08:46:24	8:45 - 9:00	28.18289	-82.389189	70.8
12376	Point	10/5/2021	08:46:25	8:45 - 9:00	28.182622	-82.389303	70.94
12428	Point	10/5/2021	08:46:26	8:45 - 9:00	28.182353	-82.389415	71.09
12481	Point	10/5/2021	08:46:27	8:45 - 9:00	28.182086	-82.389527	70.91
12530	Point	10/5/2021	08:46:28	8:45 - 9:00	28.181819	-82.389639	70.86
12584	Point	10/5/2021	08:46:29	8:45 - 9:00	28.181551	-82.389753	70.96
12635	Point	10/5/2021	08:46:30	8:45 - 9:00	28.181282	-82.389869	71.35
12689	Point	10/5/2021	08:46:31	8:45 - 9:00	28.181009	-82.389983	72.01
12741	Point	10/5/2021	08:46:32	8:45 - 9:00	28.180737	-82.3901	72.28
12792	Point	10/5/2021	08:46:33	8:45 - 9:00	28.180464	-82.390218	72.49
12844	Point	10/5/2021	08:46:34	8:45 - 9:00	28.180189	-82.390333	72.75
12896	Point	10/5/2021	08:46:35	8:45 - 9:00	28.179914	-82.39045	72.94
12948	Point	10/5/2021	08:46:36	8:45 - 9:00	28.179636	-82.390563	73.17
13000	Point	10/5/2021	08:46:37	8:45 - 9:00	28.179363	-82.390679	73.15
13051	Point	10/5/2021	08:46:38	8:45 - 9:00	28.179087	-82.390796	73.24
13100	Point	10/5/2021	08:46:39	8:45 - 9:00	28.178811	-82.390914	73.34
13154	Point	10/5/2021	08:46:40	8:45 - 9:00	28.178536	-82.391031	73.39
13204	Point	10/5/2021	08:46:41	8:45 - 9:00	28.178256	-82.391147	73.71
13256	Point	10/5/2021	08:46:42	8:45 - 9:00	28.177978	-82.391268	73.98
13309	Point	10/5/2021	08:46:43	8:45 - 9:00	28.1777	-82.391389	74.25
13363	Point	10/5/2021	08:46:44	8:45 - 9:00	28.177421	-82.391509	74.4
13416	Point	10/5/2021	08:46:45	8:45 - 9:00	28.177138	-82.39163	74.71
13465	Point	10/5/2021	08:46:46	8:45 - 9:00	28.176858	-82.391753	74.9
13515	Point	10/5/2021	08:46:47	8:45 - 9:00	28.176574	-82.391872	75.15
13568	Point	10/5/2021	08:46:48	8:45 - 9:00	28.176291	-82.391992	75.02
13620	Point	10/5/2021	08:46:49	8:45 - 9:00	28.176005	-82.392108	74.76
13671	Point	10/5/2021	08:46:50	8:45 - 9:00	28.175719	-82.392225	74.67
13720	Point	10/5/2021	08:46:51	8:45 - 9:00	28.175439	-82.392346	74.6
13769	Point	10/5/2021	08:46:52	8:45 - 9:00	28.175159	-82.392466	74.53
13819	Point	10/5/2021	08:46:53	8:45 - 9:00	28.174878	-82.392585	74.58
13868	Point	10/5/2021	08:46:54	8:45 - 9:00	28.174598	-82.392706	74.64
13916	Point	10/5/2021	08:46:55	8:45 - 9:00	28.174318	-82.392827	74.7
13967	Point	10/5/2021	08:46:56	8:45 - 9:00	28.174039	-82.392945	74.5
14019	Point	10/5/2021	08:46:57	8:45 - 9:00	28.173761	-82.393061	74.07
14068	Point	10/5/2021	08:46:58	8:45 - 9:00	28.173483	-82.393176	73.67
14121	Point	10/5/2021	08:46:59	8:45 - 9:00	28.173202	-82.393285	73.54
14171	Point	10/5/2021	08:47:00	8:45 - 9:00	28.172923	-82.393395	73.23
14220	Point	10/5/2021	08:47:01	8:45 - 9:00	28.172645	-82.393505	72.95
14271	Point	10/5/2021	08:47:02	8:45 - 9:00	28.17237	-82.393615	72.61
14321	Point	10/5/2021	08:47:03	8:45 - 9:00	28.172095	-82.393726	72.4
14373	Point	10/5/2021	08:47:04	8:45 - 9:00	28.17182	-82.393836	72.21
14424	Point	10/5/2021	08:47:05	8:45 - 9:00	28.171547	-82.393946	71.91

DocuSign Envelope ID: 00F7F873-2213-453E-A7D6-7A719BA1E281

14472	Point	10/5/2021	08:47:06	8:45 - 9:00	28.171276	-82.394054	71.57
14525	Point	10/5/2021	08:47:07	8:45 - 9:00	28.171007	-82.394166	71.29
14575	Point	10/5/2021	08:47:08	8:45 - 9:00	28.170736	-82.394273	71.03
14624	Point	10/5/2021	08:47:09	8:45 - 9:00	28.170467	-82.394375	70.74
14670	Point	10/5/2021	08:47:10	8:45 - 9:00	28.170195	-82.394471	70.69
14719	Point	10/5/2021	08:47:11	8:45 - 9:00	28.169922	-82.394565	70.76
14771	Point	10/5/2021	08:47:12	8:45 - 9:00	28.16965	-82.394654	70.81
14825	Point	10/5/2021	08:47:13	8:45 - 9:00	28.169375	-82.394736	70.79
14873	Point	10/5/2021	08:47:14	8:45 - 9:00	28.169097	-82.394814	70.9
14924	Point	10/5/2021	08:47:15	8:45 - 9:00	28.168818	-82.394889	71.06
14976	Point	10/5/2021	08:47:16	8:45 - 9:00	28.168536	-82.394955	71.22
15025	Point	10/5/2021	08:47:17	8:45 - 9:00	28.168253	-82.395011	71.37
15075	Point	10/5/2021	08:47:18	8:45 - 9:00	28.167967	-82.395063	71.69
15127	Point	10/5/2021	08:47:19	8:45 - 9:00	28.167679	-82.39511	71.92
15177	Point	10/5/2021	08:47:20	8:45 - 9:00	28.167393	-82.395148	71.56
15228	Point	10/5/2021	08:47:21	8:45 - 9:00	28.167104	-82.39518	71.43
15280	Point	10/5/2021	08:47:22	8:45 - 9:00	28.166817	-82.395207	71.23
15329	Point	10/5/2021	08:47:23	8:45 - 9:00	28.166531	-82.395226	71.01
15379	Point	10/5/2021	08:47:24	8:45 - 9:00	28.166244	-82.395237	70.86
15433	Point	10/5/2021	08:47:25	8:45 - 9:00	28.165959	-82.395246	70.64
15480	Point	10/5/2021	08:47:26	8:45 - 9:00	28.165675	-82.395254	70.42
15528	Point	10/5/2021	08:47:27	8:45 - 9:00	28.165392	-82.395256	70.11
15577	Point	10/5/2021	08:47:28	8:45 - 9:00	28.165107	-82.395249	70.07
15625	Point	10/5/2021	08:47:29	8:45 - 9:00	28.164825	-82.395243	70.02
15674	Point	10/5/2021	08:47:30	8:45 - 9:00	28.164543	-82.395227	69.99
15720	Point	10/5/2021	08:47:31	8:45 - 9:00	28.164259	-82.395205	70.24
15771	Point	10/5/2021	08:47:32	8:45 - 9:00	28.163976	-82.395176	70.52
15821	Point	10/5/2021	08:47:33	8:45 - 9:00	28.163693	-82.39514	70.67
15867	Point	10/5/2021	08:47:34	8:45 - 9:00	28.16341	-82.395099	70.7
15919	Point	10/5/2021	08:47:35	8:45 - 9:00	28.163129	-82.395052	70.63
15969	Point	10/5/2021	08:47:36	8:45 - 9:00	28.162846	-82.394996	70.66
16022	Point	10/5/2021	08:47:37	8:45 - 9:00	28.162567	-82.394938	70.49
16068	Point	10/5/2021	08:47:38	8:45 - 9:00	28.16229	-82.394879	70.28
16117	Point	10/5/2021	08:47:39	8:45 - 9:00	28.162017	-82.394807	69.95
16165	Point	10/5/2021	08:47:40	8:45 - 9:00	28.161741	-82.394732	69.99
16213	Point	10/5/2021	08:47:41	8:45 - 9:00	28.161468	-82.394652	69.93
16264	Point	10/5/2021	08:47:42	8:45 - 9:00	28.161195	-82.394568	69.78
16312	Point	10/5/2021	08:47:43	8:45 - 9:00	28.160927	-82.394479	69.58
16362	Point	10/5/2021	08:47:44	8:45 - 9:00	28.160658	-82.394384	69.65
16413	Point	10/5/2021	08:47:45	8:45 - 9:00	28.160392	-82.394286	69.59
7129	Point	10/5/2021	08:55:12	8:45 - 9:00	28.209669	-82.375226	55.85
7173	Point	10/5/2021	08:55:13	8:45 - 9:00	28.20948	-82.37537	56.01
7211	Point	10/5/2021	08:55:14	8:45 - 9:00	28.209291	-82.375509	55.92
7243	Point	10/5/2021	08:55:15	8:45 - 9:00	28.209108	-82.375644	54.73
7280	Point	10/5/2021	08:55:16	8:45 - 9:00	28.208936	-82.37577	50.54
7318	Point	10/5/2021	08:55:17	8:45 - 9:00	28.208763	-82.375885	48.83
7348	Point	10/5/2021	08:55:18	8:45 - 9:00	28.208609	-82.376002	45.08

DocuSign Envelope ID: 00F7F873-2213-453E-A7D6-7A719BA1E281

7378	Point	10/5/2021	08:55:19	8:45 - 9:00	28.208456	-82.376111	44.65
7416	Point	10/5/2021	08:55:20	8:45 - 9:00	28.208304	-82.376221	44.61
7445	Point	10/5/2021	08:55:21	8:45 - 9:00	28.208152	-82.376327	44.21
7470	Point	10/5/2021	08:55:22	8:45 - 9:00	28.208002	-82.376431	43.59
7505	Point	10/5/2021	08:55:23	8:45 - 9:00	28.207852	-82.376535	43.39
7537	Point	10/5/2021	08:55:24	8:45 - 9:00	28.207699	-82.376637	44.46
7566	Point	10/5/2021	08:55:25	8:45 - 9:00	28.20754	-82.376743	45.67
7599	Point	10/5/2021	08:55:26	8:45 - 9:00	28.207375	-82.376848	46.78
7634	Point	10/5/2021	08:55:27	8:45 - 9:00	28.207209	-82.376957	47.58
7668	Point	10/5/2021	08:55:28	8:45 - 9:00	28.207037	-82.377067	48.5
7703	Point	10/5/2021	08:55:29	8:45 - 9:00	28.206866	-82.377182	49.46
7737	Point	10/5/2021	08:55:30	8:45 - 9:00	28.206688	-82.377296	50.37
7774	Point	10/5/2021	08:55:31	8:45 - 9:00	28.206507	-82.37741	51.36
7810	Point	10/5/2021	08:55:32	8:45 - 9:00	28.206321	-82.377524	52.23
7846	Point	10/5/2021	08:55:33	8:45 - 9:00	28.20613	-82.377642	53.35
7886	Point	10/5/2021	08:55:34	8:45 - 9:00	28.20594	-82.377762	54.02
7924	Point	10/5/2021	08:55:35	8:45 - 9:00	28.205746	-82.377879	54.55
7956	Point	10/5/2021	08:55:36	8:45 - 9:00	28.205552	-82.377994	54.39
7999	Point	10/5/2021	08:55:37	8:45 - 9:00	28.205358	-82.37811	54.32
8040	Point	10/5/2021	08:55:38	8:45 - 9:00	28.205163	-82.378224	54.47
8070	Point	10/5/2021	08:55:39	8:45 - 9:00	28.204969	-82.378338	54.49
8103	Point	10/5/2021	08:55:40	8:45 - 9:00	28.204773	-82.378453	54.69
8148	Point	10/5/2021	08:55:41	8:45 - 9:00	28.204577	-82.378567	54.51
8189	Point	10/5/2021	08:55:42	8:45 - 9:00	28.204384	-82.378682	54.07
8227	Point	10/5/2021	08:55:43	8:45 - 9:00	28.204185	-82.378778	53.46
8247	Point	10/5/2021	08:55:43	8:45 - 9:00	28.204079	-82.37885	53.84
8262	Point	10/5/2021	08:55:44	8:45 - 9:00	28.203997	-82.378887	52.71
8287	Point	10/5/2021	08:55:44	8:45 - 9:00	28.203878	-82.378961	55.08
8298	Point	10/5/2021	08:55:45	8:45 - 9:00	28.203808	-82.378996	52.79
8324	Point	10/5/2021	08:55:45	8:45 - 9:00	28.203675	-82.379077	56.29
8336	Point	10/5/2021	08:55:46	8:45 - 9:00	28.203622	-82.379124	53.65
8362	Point	10/5/2021	08:55:46	8:45 - 9:00	28.203471	-82.379194	57.42
8374	Point	10/5/2021	08:55:47	8:45 - 9:00	28.203429	-82.379236	54.32
8404	Point	10/5/2021	08:55:47	8:45 - 9:00	28.203264	-82.379312	58.05
8410	Point	10/5/2021	08:55:48	8:45 - 9:00	28.20323	-82.379348	55.16
8442	Point	10/5/2021	08:55:48	8:45 - 9:00	28.203059	-82.379429	57.61
8454	Point	10/5/2021	08:55:49	8:45 - 9:00	28.203025	-82.379461	56.12
8484	Point	10/5/2021	08:55:49	8:45 - 9:00	28.202854	-82.37955	57.6
8489	Point	10/5/2021	08:55:50	8:45 - 9:00	28.202824	-82.379581	56.87
8527	Point	10/5/2021	08:55:50	8:45 - 9:00	28.20265	-82.379669	56.96
8532	Point	10/5/2021	08:55:51	8:45 - 9:00	28.202619	-82.379705	57.78
8565	Point	10/5/2021	08:55:51	8:45 - 9:00	28.202449	-82.379789	56.22
8574	Point	10/5/2021	08:55:52	8:45 - 9:00	28.202409	-82.379825	58.37
8603	Point	10/5/2021	08:55:52	8:45 - 9:00	28.202249	-82.379907	55.58
8610	Point	10/5/2021	08:55:53	8:45 - 9:00	28.2022	-82.379945	57.95
8641	Point	10/5/2021	08:55:53	8:45 - 9:00	28.202052	-82.380022	54.9
8652	Point	10/5/2021	08:55:54	8:45 - 9:00	28.201984	-82.380051	57.51

DocuSign Envelope ID: 00F7F873-2213-453E-A7D6-7A719BA1E281

8679	Point	10/5/2021	08:55:54	8:45 - 9:00	28.201858	-82.380135	54.13
8694	Point	10/5/2021	08:55:55	8:45 - 9:00	28.201782	-82.380167	56.61
8717	Point	10/5/2021	08:55:55	8:45 - 9:00	28.201666	-82.380243	53.45
8735	Point	10/5/2021	08:55:56	8:45 - 9:00	28.201583	-82.380282	55.11
8754	Point	10/5/2021	08:55:56	8:45 - 9:00	28.201475	-82.380351	52.87
8768	Point	10/5/2021	08:55:57	8:45 - 9:00	28.201394	-82.380391	52.98
8792	Point	10/5/2021	08:55:57	8:45 - 9:00	28.201285	-82.380459	53.07
8808	Point	10/5/2021	08:55:58	8:45 - 9:00	28.201205	-82.3805	52.34
8832	Point	10/5/2021	08:55:58	8:45 - 9:00	28.201094	-82.380568	53.3
8844	Point	10/5/2021	08:55:59	8:45 - 9:00	28.20102	-82.380606	51.74
8866	Point	10/5/2021	08:55:59	8:45 - 9:00	28.200903	-82.380682	53.66
8880	Point	10/5/2021	08:56:00	8:45 - 9:00	28.200838	-82.380732	52.33
8906	Point	10/5/2021	08:56:00	8:45 - 9:00	28.20071	-82.380795	54.13
8915	Point	10/5/2021	08:56:01	8:45 - 9:00	28.200639	-82.380825	53.16
8942	Point	10/5/2021	08:56:01	8:45 - 9:00	28.200514	-82.380911	54.86
8958	Point	10/5/2021	08:56:02	8:45 - 9:00	28.200437	-82.380919	54.02
8983	Point	10/5/2021	08:56:02	8:45 - 9:00	28.200312	-82.381027	56.08
9000	Point	10/5/2021	08:56:03	8:45 - 9:00	28.200235	-82.381024	54.86
9021	Point	10/5/2021	08:56:03	8:45 - 9:00	28.200109	-82.381148	56.94
9039	Point	10/5/2021	08:56:04	8:45 - 9:00	28.200035	-82.381139	55.88
9059	Point	10/5/2021	08:56:04	8:45 - 9:00	28.1999	-82.381266	57.83
9081	Point	10/5/2021	08:56:05	8:45 - 9:00	28.199835	-82.381259	56.57
9104	Point	10/5/2021	08:56:05	8:45 - 9:00	28.199691	-82.38139	58.54
9111	Point	10/5/2021	08:56:06	8:45 - 9:00	28.199633	-82.38138	56.69
9145	Point	10/5/2021	08:56:06	8:45 - 9:00	28.199478	-82.381508	59
9156	Point	10/5/2021	08:56:07	8:45 - 9:00	28.199428	-82.381504	56.85
9190	Point	10/5/2021	08:56:07	8:45 - 9:00	28.199262	-82.381629	59.11
9200	Point	10/5/2021	08:56:08	8:45 - 9:00	28.199222	-82.381624	57.3
9229	Point	10/5/2021	08:56:08	8:45 - 9:00	28.199049	-82.381751	58.65
9237	Point	10/5/2021	08:56:09	8:45 - 9:00	28.199018	-82.381745	57.68
9276	Point	10/5/2021	08:56:10	8:45 - 9:00	28.198808	-82.381868	58.21
9318	Point	10/5/2021	08:56:11	8:45 - 9:00	28.198603	-82.381991	57.94
9359	Point	10/5/2021	08:56:12	8:45 - 9:00	28.198394	-82.382112	57.96
9396	Point	10/5/2021	08:56:13	8:45 - 9:00	28.198189	-82.38223	57.61
9439	Point	10/5/2021	08:56:14	8:45 - 9:00	28.197982	-82.382347	57.31
9480	Point	10/5/2021	08:56:15	8:45 - 9:00	28.197776	-82.382465	57.34
9518	Point	10/5/2021	08:56:16	8:45 - 9:00	28.197569	-82.382582	57.48
9557	Point	10/5/2021	08:56:17	8:45 - 9:00	28.19736	-82.3827	57.67
9594	Point	10/5/2021	08:56:18	8:45 - 9:00	28.197152	-82.382819	57.71
9640	Point	10/5/2021	08:56:19	8:45 - 9:00	28.196944	-82.382937	57.46
9678	Point	10/5/2021	08:56:20	8:45 - 9:00	28.196738	-82.383054	57.12
9718	Point	10/5/2021	08:56:21	8:45 - 9:00	28.196528	-82.383169	57.75
9756	Point	10/5/2021	08:56:22	8:45 - 9:00	28.196318	-82.383285	58.17
9795	Point	10/5/2021	08:56:23	8:45 - 9:00	28.196109	-82.383398	57.87
9836	Point	10/5/2021	08:56:24	8:45 - 9:00	28.1959	-82.38351	57.17
9876	Point	10/5/2021	08:56:25	8:45 - 9:00	28.195693	-82.383618	56.6
9917	Point	10/5/2021	08:56:26	8:45 - 9:00	28.195487	-82.383726	56

DocuSign Envelope ID: 00F7F873-2213-453E-A7D6-7A719BA1E281

9952	Point	10/5/2021	08:56:27	8:45 - 9:00	28.195284	-82.383828	55.31
9992	Point	10/5/2021	08:56:28	8:45 - 9:00	28.195081	-82.383928	55.01
10031	Point	10/5/2021	08:56:29	8:45 - 9:00	28.194875	-82.384028	55.37
10067	Point	10/5/2021	08:56:30	8:45 - 9:00	28.194667	-82.384128	56.04
10109	Point	10/5/2021	08:56:31	8:45 - 9:00	28.194456	-82.384226	56.59
10145	Point	10/5/2021	08:56:32	8:45 - 9:00	28.194246	-82.384322	56.43
10185	Point	10/5/2021	08:56:33	8:45 - 9:00	28.194034	-82.384417	56.58
10223	Point	10/5/2021	08:56:34	8:45 - 9:00	28.193823	-82.384512	56.42
10264	Point	10/5/2021	08:56:35	8:45 - 9:00	28.193617	-82.384607	55.55
10302	Point	10/5/2021	08:56:36	8:45 - 9:00	28.193414	-82.384699	54.74
10337	Point	10/5/2021	08:56:37	8:45 - 9:00	28.193214	-82.38479	53.89
10374	Point	10/5/2021	08:56:38	8:45 - 9:00	28.193012	-82.384881	53.35
10411	Point	10/5/2021	08:56:39	8:45 - 9:00	28.192814	-82.384967	52.91
10450	Point	10/5/2021	08:56:40	8:45 - 9:00	28.192617	-82.385052	52.6
10487	Point	10/5/2021	08:56:41	8:45 - 9:00	28.192418	-82.385137	52.36
10525	Point	10/5/2021	08:56:42	8:45 - 9:00	28.192219	-82.385218	52.29
10561	Point	10/5/2021	08:56:43	8:45 - 9:00	28.192022	-82.385299	52.3
10595	Point	10/5/2021	08:56:44	8:45 - 9:00	28.191819	-82.385384	52.84
10635	Point	10/5/2021	08:56:45	8:45 - 9:00	28.191619	-82.385468	53.4
10670	Point	10/5/2021	08:56:46	8:45 - 9:00	28.191448	-82.385565	53.58
10674	Point	10/5/2021	08:56:46	8:45 - 9:00	28.191415	-82.385556	53.84
10713	Point	10/5/2021	08:56:46	8:45 - 9:00	28.191233	-82.385651	54.26
10716	Point	10/5/2021	08:56:47	8:45 - 9:00	28.191213	-82.385641	53.65
10751	Point	10/5/2021	08:56:47	8:45 - 9:00	28.191026	-82.385732	53.41
10754	Point	10/5/2021	08:56:48	8:45 - 9:00	28.191011	-82.385727	53.77
10788	Point	10/5/2021	08:56:48	8:45 - 9:00	28.190825	-82.385822	52.71
10793	Point	10/5/2021	08:56:49	8:45 - 9:00	28.190806	-82.385817	53.73
10824	Point	10/5/2021	08:56:49	8:45 - 9:00	28.190627	-82.385912	52.03
10829	Point	10/5/2021	08:56:50	8:45 - 9:00	28.190606	-82.385904	53.2
10866	Point	10/5/2021	08:56:50	8:45 - 9:00	28.190428	-82.385978	51.38
10870	Point	10/5/2021	08:56:51	8:45 - 9:00	28.190406	-82.38599	53.22
10906	Point	10/5/2021	08:56:51	8:45 - 9:00	28.190235	-82.386059	50.71
10911	Point	10/5/2021	08:56:52	8:45 - 9:00	28.190203	-82.386074	53.62
10942	Point	10/5/2021	08:56:52	8:45 - 9:00	28.190043	-82.38614	50.12
10953	Point	10/5/2021	08:56:53	8:45 - 9:00	28.189999	-82.386162	53.55
10975	Point	10/5/2021	08:56:53	8:45 - 9:00	28.189856	-82.386223	49.19
10990	Point	10/5/2021	08:56:54	8:45 - 9:00	28.189799	-82.386246	53.14
11013	Point	10/5/2021	08:56:54	8:45 - 9:00	28.189672	-82.386308	48.59
11026	Point	10/5/2021	08:56:55	8:45 - 9:00	28.189601	-82.386328	52.35
11054	Point	10/5/2021	08:56:55	8:45 - 9:00	28.189487	-82.386393	48.15
11064	Point	10/5/2021	08:56:56	8:45 - 9:00	28.189406	-82.38641	51.57
11086	Point	10/5/2021	08:56:56	8:45 - 9:00	28.189302	-82.386478	48.62
11109	Point	10/5/2021	08:56:57	8:45 - 9:00	28.189216	-82.386491	50.44
11117	Point	10/5/2021	08:56:57	8:45 - 9:00	28.189122	-82.38656	48.59
11140	Point	10/5/2021	08:56:58	8:45 - 9:00	28.189029	-82.386572	49.74
11161	Point	10/5/2021	08:56:58	8:45 - 9:00	28.188939	-82.386661	49.08
11178	Point	10/5/2021	08:56:59	8:45 - 9:00	28.18884	-82.38665	49.98

DocuSign Envelope ID: 00F7F873-2213-453E-A7D6-7A719BA1E281

11197	Point	10/5/2021	08:56:59	8:45 - 9:00	28.188748	-82.386738	49.29
11217	Point	10/5/2021	08:57:00	8:45 - 9:00	28.188647	-82.386734	51.05
11233	Point	10/5/2021	08:57:00	8:45 - 9:00	28.188558	-82.386818	49.44
11254	Point	10/5/2021	08:57:01	8:45 - 9:00	28.188456	-82.386815	51.29
11274	Point	10/5/2021	08:57:01	8:45 - 9:00	28.188366	-82.386896	50.22
11289	Point	10/5/2021	08:57:02	8:45 - 9:00	28.188265	-82.386896	50.75
11309	Point	10/5/2021	08:57:02	8:45 - 9:00	28.188173	-82.386979	51.3
11332	Point	10/5/2021	08:57:03	8:45 - 9:00	28.188074	-82.386978	50.64
11345	Point	10/5/2021	08:57:03	8:45 - 9:00	28.187977	-82.387058	51.6
11367	Point	10/5/2021	08:57:04	8:45 - 9:00	28.187883	-82.38706	51.19
11389	Point	10/5/2021	08:57:04	8:45 - 9:00	28.187782	-82.387136	51.22
11402	Point	10/5/2021	08:57:05	8:45 - 9:00	28.187691	-82.387141	51.84
11425	Point	10/5/2021	08:57:05	8:45 - 9:00	28.187588	-82.387216	51.53
11444	Point	10/5/2021	08:57:06	8:45 - 9:00	28.187495	-82.387225	52.53
11462	Point	10/5/2021	08:57:06	8:45 - 9:00	28.187393	-82.387299	51.97
11477	Point	10/5/2021	08:57:07	8:45 - 9:00	28.187295	-82.38731	52.88
11500	Point	10/5/2021	08:57:07	8:45 - 9:00	28.187196	-82.387379	52.24
11520	Point	10/5/2021	08:57:08	8:45 - 9:00	28.187101	-82.387394	51.96
11534	Point	10/5/2021	08:57:08	8:45 - 9:00	28.186999	-82.387457	51.9
11559	Point	10/5/2021	08:57:09	8:45 - 9:00	28.186909	-82.387477	51.23
11575	Point	10/5/2021	08:57:09	8:45 - 9:00	28.186806	-82.387545	51.8
11589	Point	10/5/2021	08:57:10	8:45 - 9:00	28.186713	-82.387567	51.68
11619	Point	10/5/2021	08:57:10	8:45 - 9:00	28.186607	-82.387622	52.19
11628	Point	10/5/2021	08:57:11	8:45 - 9:00	28.186514	-82.387648	52.18
11654	Point	10/5/2021	08:57:11	8:45 - 9:00	28.186413	-82.387704	52.42
11669	Point	10/5/2021	08:57:12	8:45 - 9:00	28.186317	-82.387727	52.15
11682	Point	10/5/2021	08:57:12	8:45 - 9:00	28.186219	-82.387786	52.29
11710	Point	10/5/2021	08:57:13	8:45 - 9:00	28.186122	-82.38781	52.19
11724	Point	10/5/2021	08:57:13	8:45 - 9:00	28.186019	-82.387865	52.67
11744	Point	10/5/2021	08:57:14	8:45 - 9:00	28.185924	-82.387893	52.23
11766	Point	10/5/2021	08:57:14	8:45 - 9:00	28.185817	-82.387944	52.74
11781	Point	10/5/2021	08:57:15	8:45 - 9:00	28.185731	-82.387971	51.56
11803	Point	10/5/2021	08:57:15	8:45 - 9:00	28.185625	-82.388019	52.01
11816	Point	10/5/2021	08:57:16	8:45 - 9:00	28.18554	-82.388055	51.25
11839	Point	10/5/2021	08:57:16	8:45 - 9:00	28.185432	-82.388101	51.55
11857	Point	10/5/2021	08:57:17	8:45 - 9:00	28.185349	-82.388135	50.98
11875	Point	10/5/2021	08:57:17	8:45 - 9:00	28.185232	-82.388181	51.79
11894	Point	10/5/2021	08:57:18	8:45 - 9:00	28.185159	-82.388216	50.39
11913	Point	10/5/2021	08:57:18	8:45 - 9:00	28.185035	-82.388259	51.71
11925	Point	10/5/2021	08:57:19	8:45 - 9:00	28.184971	-82.388297	50.02
11952	Point	10/5/2021	08:57:19	8:45 - 9:00	28.184843	-82.388337	51.94
11962	Point	10/5/2021	08:57:20	8:45 - 9:00	28.184782	-82.388376	49.77
11991	Point	10/5/2021	08:57:20	8:45 - 9:00	28.18465	-82.38842	52.36
11997	Point	10/5/2021	08:57:21	8:45 - 9:00	28.184597	-82.388455	49.62
12022	Point	10/5/2021	08:57:21	8:45 - 9:00	28.18445	-82.388503	53.17
12034	Point	10/5/2021	08:57:22	8:45 - 9:00	28.18441	-82.388535	49.71
12066	Point	10/5/2021	08:57:22	8:45 - 9:00	28.184249	-82.388587	53.89

DocuSign Envelope ID: 00F7F873-2213-453E-A7D6-7A719BA1E281

12068	Point	10/5/2021	08:57:23	8:45 - 9:00	28.184218	-82.388615	50.61
12105	Point	10/5/2021	08:57:23	8:45 - 9:00	28.184048	-82.388669	54.65
12110	Point	10/5/2021	08:57:24	8:45 - 9:00	28.184024	-82.388697	51.43
12143	Point	10/5/2021	08:57:24	8:45 - 9:00	28.183841	-82.388755	54.8
12148	Point	10/5/2021	08:57:25	8:45 - 9:00	28.183827	-82.388778	52.29
12179	Point	10/5/2021	08:57:25	8:45 - 9:00	28.183637	-82.388842	55.32
12183	Point	10/5/2021	08:57:26	8:45 - 9:00	28.183627	-82.388861	53.11
12224	Point	10/5/2021	08:57:26	8:45 - 9:00	28.183434	-82.388931	55.72
12226	Point	10/5/2021	08:57:27	8:45 - 9:00	28.183425	-82.388946	53.89
12263	Point	10/5/2021	08:57:27	8:45 - 9:00	28.183228	-82.389021	56.35
12266	Point	10/5/2021	08:57:28	8:45 - 9:00	28.18322	-82.38903	54.52
12300	Point	10/5/2021	08:57:28	8:45 - 9:00	28.183022	-82.389113	55.67
12303	Point	10/5/2021	08:57:29	8:45 - 9:00	28.183015	-82.389119	55.23
12340	Point	10/5/2021	08:57:29	8:45 - 9:00	28.182823	-82.389203	54.85
12345	Point	10/5/2021	08:57:30	8:45 - 9:00	28.182802	-82.389207	56.08
12378	Point	10/5/2021	08:57:30	8:45 - 9:00	28.182618	-82.389291	54.47
12386	Point	10/5/2021	08:57:31	8:45 - 9:00	28.182598	-82.389292	55.24
12414	Point	10/5/2021	08:57:31	8:45 - 9:00	28.182418	-82.389382	54.33
12417	Point	10/5/2021	08:57:32	8:45 - 9:00	28.18239	-82.389382	54.75
12458	Point	10/5/2021	08:57:32	8:45 - 9:00	28.182219	-82.389468	53.62
12462	Point	10/5/2021	08:57:33	8:45 - 9:00	28.182185	-82.389468	54.21
12495	Point	10/5/2021	08:57:33	8:45 - 9:00	28.182026	-82.389549	52.84
12504	Point	10/5/2021	08:57:34	8:45 - 9:00	28.181986	-82.389556	53.53
12528	Point	10/5/2021	08:57:34	8:45 - 9:00	28.181828	-82.389624	52.9
12542	Point	10/5/2021	08:57:35	8:45 - 9:00	28.181786	-82.389642	53.33
12570	Point	10/5/2021	08:57:35	8:45 - 9:00	28.181628	-82.389707	53.36
12577	Point	10/5/2021	08:57:36	8:45 - 9:00	28.181585	-82.389727	53.35
12605	Point	10/5/2021	08:57:36	8:45 - 9:00	28.181427	-82.389787	53.87
12620	Point	10/5/2021	08:57:37	8:45 - 9:00	28.181387	-82.389814	53.17
12648	Point	10/5/2021	08:57:37	8:45 - 9:00	28.181222	-82.38987	54.62
12653	Point	10/5/2021	08:57:38	8:45 - 9:00	28.181186	-82.3899	53.31
12687	Point	10/5/2021	08:57:38	8:45 - 9:00	28.181019	-82.389955	55.24
12695	Point	10/5/2021	08:57:39	8:45 - 9:00	28.180981	-82.389988	53.88
12723	Point	10/5/2021	08:57:39	8:45 - 9:00	28.180819	-82.390048	54.74
12732	Point	10/5/2021	08:57:40	8:45 - 9:00	28.180778	-82.39007	53.95
12762	Point	10/5/2021	08:57:40	8:45 - 9:00	28.180618	-82.390138	54.08
12768	Point	10/5/2021	08:57:41	8:45 - 9:00	28.180572	-82.390161	53.95
12800	Point	10/5/2021	08:57:41	8:45 - 9:00	28.180416	-82.390225	53.88
12810	Point	10/5/2021	08:57:42	8:45 - 9:00	28.180367	-82.390248	54.41
12840	Point	10/5/2021	08:57:42	8:45 - 9:00	28.180213	-82.390307	53.91
12851	Point	10/5/2021	08:57:43	8:45 - 9:00	28.18016	-82.390337	54.91
12875	Point	10/5/2021	08:57:43	8:45 - 9:00	28.180013	-82.390401	53.41
12890	Point	10/5/2021	08:57:44	8:45 - 9:00	28.179953	-82.390422	54.39
12913	Point	10/5/2021	08:57:44	8:45 - 9:00	28.17981	-82.390485	53.77
12928	Point	10/5/2021	08:57:45	8:45 - 9:00	28.179747	-82.390506	53.95
12954	Point	10/5/2021	08:57:45	8:45 - 9:00	28.179608	-82.390571	54.17
12962	Point	10/5/2021	08:57:46	8:45 - 9:00	28.179548	-82.390594	53.53

DocuSign Envelope ID: 00F7F873-2213-453E-A7D6-7A719BA1E281

12993	Point	10/5/2021	08:57:46	8:45 - 9:00	28.179402	-82.390659	54.78
13004	Point	10/5/2021	08:57:47	8:45 - 9:00	28.179344	-82.390678	53.8
13032	Point	10/5/2021	08:57:47	8:45 - 9:00	28.179193	-82.39075	55.68
13045	Point	10/5/2021	08:57:48	8:45 - 9:00	28.179138	-82.390764	54.41
13070	Point	10/5/2021	08:57:48	8:45 - 9:00	28.17898	-82.390836	55.54
13083	Point	10/5/2021	08:57:49	8:45 - 9:00	28.178932	-82.390856	55.02
13110	Point	10/5/2021	08:57:49	8:45 - 9:00	28.178772	-82.390922	55.47
13120	Point	10/5/2021	08:57:50	8:45 - 9:00	28.178723	-82.390947	55.38
13148	Point	10/5/2021	08:57:50	8:45 - 9:00	28.178564	-82.391009	55.73
13159	Point	10/5/2021	08:57:51	8:45 - 9:00	28.178513	-82.391034	55.39
13187	Point	10/5/2021	08:57:51	8:45 - 9:00	28.17835	-82.391099	56.24
13200	Point	10/5/2021	08:57:52	8:45 - 9:00	28.178302	-82.391125	55.76
13225	Point	10/5/2021	08:57:52	8:45 - 9:00	28.178138	-82.391193	56.9
13233	Point	10/5/2021	08:57:53	8:45 - 9:00	28.178091	-82.391217	56.32
13268	Point	10/5/2021	08:57:53	8:45 - 9:00	28.177915	-82.391281	57.69
13277	Point	10/5/2021	08:57:54	8:45 - 9:00	28.17788	-82.391312	56.91
13311	Point	10/5/2021	08:57:54	8:45 - 9:00	28.177691	-82.391375	58.38
13317	Point	10/5/2021	08:57:55	8:45 - 9:00	28.177661	-82.391398	57.59
13347	Point	10/5/2021	08:57:55	8:45 - 9:00	28.177472	-82.391466	58.77
13360	Point	10/5/2021	08:57:56	8:45 - 9:00	28.177439	-82.391492	58.43
13387	Point	10/5/2021	08:57:56	8:45 - 9:00	28.177255	-82.39156	58.29
13396	Point	10/5/2021	08:57:57	8:45 - 9:00	28.177217	-82.391586	59.09
13428	Point	10/5/2021	08:57:57	8:45 - 9:00	28.177037	-82.391654	57.39
13436	Point	10/5/2021	08:57:58	8:45 - 9:00	28.176993	-82.391682	59.56
13472	Point	10/5/2021	08:57:58	8:45 - 9:00	28.17682	-82.391747	56.62
13479	Point	10/5/2021	08:57:59	8:45 - 9:00	28.176764	-82.391776	59.74
13508	Point	10/5/2021	08:57:59	8:45 - 9:00	28.176606	-82.391841	55.77
13524	Point	10/5/2021	08:58:00	8:45 - 9:00	28.17654	-82.391873	59.27
13544	Point	10/5/2021	08:58:00	8:45 - 9:00	28.176395	-82.391932	55.6
13560	Point	10/5/2021	08:58:01	8:45 - 9:00	28.176319	-82.391965	58.43
13585	Point	10/5/2021	08:58:01	8:45 - 9:00	28.17618	-82.392026	55.92
13599	Point	10/5/2021	08:58:02	8:45 - 9:00	28.1761	-82.392056	57.64
13624	Point	10/5/2021	08:58:02	8:45 - 9:00	28.175967	-82.392122	56.19
13636	Point	10/5/2021	08:58:03	8:45 - 9:00	28.175882	-82.392145	57.1
13664	Point	10/5/2021	08:58:03	8:45 - 9:00	28.175752	-82.392223	56.65
13675	Point	10/5/2021	08:58:04	8:45 - 9:00	28.175669	-82.392236	56.7
13703	Point	10/5/2021	08:58:04	8:45 - 9:00	28.175534	-82.392311	56.34
13716	Point	10/5/2021	08:58:05	8:45 - 9:00	28.175454	-82.392328	56.72
13742	Point	10/5/2021	08:58:05	8:45 - 9:00	28.175315	-82.392398	56.08
13755	Point	10/5/2021	08:58:06	8:45 - 9:00	28.175238	-82.392419	57.11
13778	Point	10/5/2021	08:58:06	8:45 - 9:00	28.175103	-82.392489	56.35
13795	Point	10/5/2021	08:58:07	8:45 - 9:00	28.175022	-82.392512	57.69
13816	Point	10/5/2021	08:58:07	8:45 - 9:00	28.174881	-82.392577	56.79
13835	Point	10/5/2021	08:58:08	8:45 - 9:00	28.174803	-82.392605	57.84
13857	Point	10/5/2021	08:58:08	8:45 - 9:00	28.174657	-82.392668	57.32
13872	Point	10/5/2021	08:58:09	8:45 - 9:00	28.174583	-82.392696	57.98
13895	Point	10/5/2021	08:58:09	8:45 - 9:00	28.174439	-82.392758	57.7

DocuSign Envelope ID: 00F7F873-2213-453E-A7D6-7A719BA1E281

13908	Point	10/5/2021	08:58:10	8:45 - 9:00	28.174362	-82.392785	57.99
13939	Point	10/5/2021	08:58:10	8:45 - 9:00	28.174216	-82.392851	58.19
13946	Point	10/5/2021	08:58:11	8:45 - 9:00	28.17414	-82.39288	58.2
13981	Point	10/5/2021	08:58:11	8:45 - 9:00	28.173996	-82.392948	58.45
13989	Point	10/5/2021	08:58:12	8:45 - 9:00	28.173921	-82.392973	58.25
14015	Point	10/5/2021	08:58:12	8:45 - 9:00	28.173773	-82.393042	57.91
14033	Point	10/5/2021	08:58:13	8:45 - 9:00	28.173701	-82.393067	58.43
14053	Point	10/5/2021	08:58:13	8:45 - 9:00	28.173559	-82.393135	57.34
14070	Point	10/5/2021	08:58:14	8:45 - 9:00	28.173478	-82.393159	58.21
14096	Point	10/5/2021	08:58:14	8:45 - 9:00	28.173346	-82.393228	56.77
14108	Point	10/5/2021	08:58:15	8:45 - 9:00	28.173261	-82.393251	57.51
14133	Point	10/5/2021	08:58:15	8:45 - 9:00	28.173134	-82.393312	56.01
14148	Point	10/5/2021	08:58:16	8:45 - 9:00	28.173047	-82.393344	56.74
14172	Point	10/5/2021	08:58:16	8:45 - 9:00	28.172922	-82.393394	55.73
14189	Point	10/5/2021	08:58:17	8:45 - 9:00	28.172832	-82.393431	56.18
14210	Point	10/5/2021	08:58:17	8:45 - 9:00	28.172709	-82.393478	55.99
14227	Point	10/5/2021	08:58:18	8:45 - 9:00	28.17262	-82.393517	55.64
14248	Point	10/5/2021	08:58:18	8:45 - 9:00	28.172496	-82.393565	55.65
14265	Point	10/5/2021	08:58:19	8:45 - 9:00	28.172414	-82.393601	55.3
14290	Point	10/5/2021	08:58:19	8:45 - 9:00	28.172286	-82.393651	55.94
14302	Point	10/5/2021	08:58:20	8:45 - 9:00	28.172201	-82.393687	55.68
14325	Point	10/5/2021	08:58:20	8:45 - 9:00	28.172076	-82.393735	56.45
14345	Point	10/5/2021	08:58:21	8:45 - 9:00	28.171988	-82.393773	56
14368	Point	10/5/2021	08:58:21	8:45 - 9:00	28.171864	-82.393826	56.87
14383	Point	10/5/2021	08:58:22	8:45 - 9:00	28.171773	-82.393853	56.08
14405	Point	10/5/2021	08:58:22	8:45 - 9:00	28.171653	-82.393919	56.79
14422	Point	10/5/2021	08:58:23	8:45 - 9:00	28.171561	-82.393934	55.73
14444	Point	10/5/2021	08:58:23	8:45 - 9:00	28.171443	-82.394006	56.86
14462	Point	10/5/2021	08:58:24	8:45 - 9:00	28.171347	-82.394015	55.58
14483	Point	10/5/2021	08:58:24	8:45 - 9:00	28.171228	-82.394099	57.14
14502	Point	10/5/2021	08:58:25	8:45 - 9:00	28.171135	-82.394097	55.49
14522	Point	10/5/2021	08:58:25	8:45 - 9:00	28.171013	-82.394183	56.47
14541	Point	10/5/2021	08:58:26	8:45 - 9:00	28.170923	-82.394181	55.72
14560	Point	10/5/2021	08:58:26	8:45 - 9:00	28.170804	-82.394262	55.68
14580	Point	10/5/2021	08:58:27	8:45 - 9:00	28.17071	-82.394263	55.42
14604	Point	10/5/2021	08:58:27	8:45 - 9:00	28.170602	-82.39434	54.99
14616	Point	10/5/2021	08:58:28	8:45 - 9:00	28.170498	-82.394344	54.76
14637	Point	10/5/2021	08:58:28	8:45 - 9:00	28.170396	-82.394413	54.77
14660	Point	10/5/2021	08:58:29	8:45 - 9:00	28.170288	-82.394421	54.16
14673	Point	10/5/2021	08:58:29	8:45 - 9:00	28.170182	-82.394487	55.34
14700	Point	10/5/2021	08:58:30	8:45 - 9:00	28.17008	-82.394494	53.55
14715	Point	10/5/2021	08:58:30	8:45 - 9:00	28.169967	-82.39456	56.12
14734	Point	10/5/2021	08:58:31	8:45 - 9:00	28.169873	-82.394559	53.44
14755	Point	10/5/2021	08:58:31	8:45 - 9:00	28.169748	-82.394629	55.97
14769	Point	10/5/2021	08:58:32	8:45 - 9:00	28.169659	-82.394623	54.26
14800	Point	10/5/2021	08:58:32	8:45 - 9:00	28.169526	-82.394696	56.39
14812	Point	10/5/2021	08:58:33	8:45 - 9:00	28.169444	-82.394686	54.77

DocuSign Envelope ID: 00F7F873-2213-453E-A7D6-7A719BA1E281

14835	Point	10/5/2021	08:58:33	8:45 - 9:00	28.169307	-82.394757	56.04
14852	Point	10/5/2021	08:58:34	8:45 - 9:00	28.16923	-82.394745	54.58
14877	Point	10/5/2021	08:58:34	8:45 - 9:00	28.16909	-82.394815	56.04
14888	Point	10/5/2021	08:58:35	8:45 - 9:00	28.169016	-82.394803	54.57
14912	Point	10/5/2021	08:58:35	8:45 - 9:00	28.16887	-82.394872	56.13
14928	Point	10/5/2021	08:58:36	8:45 - 9:00	28.168803	-82.394856	54.43
14952	Point	10/5/2021	08:58:36	8:45 - 9:00	28.16865	-82.394926	56.25
14964	Point	10/5/2021	08:58:37	8:45 - 9:00	28.168584	-82.394912	55.04
14994	Point	10/5/2021	08:58:37	8:45 - 9:00	28.168433	-82.394978	56.32
15004	Point	10/5/2021	08:58:38	8:45 - 9:00	28.168363	-82.394958	55.51
15032	Point	10/5/2021	08:58:38	8:45 - 9:00	28.168212	-82.395029	56.83
15046	Point	10/5/2021	08:58:39	8:45 - 9:00	28.16814	-82.395002	55.94
15074	Point	10/5/2021	08:58:39	8:45 - 9:00	28.167979	-82.395073	57.64
15085	Point	10/5/2021	08:58:40	8:45 - 9:00	28.167918	-82.395043	56.25
15114	Point	10/5/2021	08:58:40	8:45 - 9:00	28.167745	-82.395113	57.84
15124	Point	10/5/2021	08:58:41	8:45 - 9:00	28.167692	-82.395081	56.65
15154	Point	10/5/2021	08:58:41	8:45 - 9:00	28.167514	-82.395129	57.23
15163	Point	10/5/2021	08:58:42	8:45 - 9:00	28.167466	-82.395116	57
15193	Point	10/5/2021	08:58:42	8:45 - 9:00	28.167285	-82.395156	56.72
15207	Point	10/5/2021	08:58:43	8:45 - 9:00	28.167234	-82.395144	57.65
15236	Point	10/5/2021	08:58:43	8:45 - 9:00	28.167059	-82.395198	56.58
15244	Point	10/5/2021	08:58:44	8:45 - 9:00	28.167003	-82.395166	57.96
15274	Point	10/5/2021	08:58:44	8:45 - 9:00	28.166831	-82.395195	56.43
15286	Point	10/5/2021	08:58:45	8:45 - 9:00	28.16677	-82.395187	57.86
15315	Point	10/5/2021	08:58:45	8:45 - 9:00	28.166601	-82.39521	56.68
15328	Point	10/5/2021	08:58:46	8:45 - 9:00	28.166537	-82.395204	57.59
15351	Point	10/5/2021	08:58:46	8:45 - 9:00	28.166375	-82.395242	56.91
15365	Point	10/5/2021	08:58:47	8:45 - 9:00	28.166306	-82.395218	57.26
15393	Point	10/5/2021	08:58:47	8:45 - 9:00	28.166142	-82.39525	57.53
15402	Point	10/5/2021	08:58:48	8:45 - 9:00	28.166076	-82.395226	57.08
15437	Point	10/5/2021	08:58:48	8:45 - 9:00	28.165906	-82.395256	58.15
15445	Point	10/5/2021	08:58:49	8:45 - 9:00	28.165846	-82.395235	57.03
15481	Point	10/5/2021	08:58:49	8:45 - 9:00	28.165669	-82.395264	58.43
15487	Point	10/5/2021	08:58:50	8:45 - 9:00	28.165618	-82.395242	57
15520	Point	10/5/2021	08:58:50	8:45 - 9:00	28.165426	-82.395267	58.25
15529	Point	10/5/2021	08:58:51	8:45 - 9:00	28.165385	-82.395244	57.45
15563	Point	10/5/2021	08:58:51	8:45 - 9:00	28.165189	-82.395272	58.42
15569	Point	10/5/2021	08:58:52	8:45 - 9:00	28.165147	-82.395243	58.18
15599	Point	10/5/2021	08:58:52	8:45 - 9:00	28.164954	-82.395265	58.46
15610	Point	10/5/2021	08:58:53	8:45 - 9:00	28.164911	-82.395236	58.7
15643	Point	10/5/2021	08:58:53	8:45 - 9:00	28.16472	-82.395248	57.79
15651	Point	10/5/2021	08:58:54	8:45 - 9:00	28.164675	-82.395227	59.04
15683	Point	10/5/2021	08:58:54	8:45 - 9:00	28.164484	-82.395233	57.32
15694	Point	10/5/2021	08:58:55	8:45 - 9:00	28.164438	-82.39521	59.05
15721	Point	10/5/2021	08:58:55	8:45 - 9:00	28.164254	-82.395215	57.58
15733	Point	10/5/2021	08:58:56	8:45 - 9:00	28.164201	-82.395189	58.91
15760	Point	10/5/2021	08:58:56	8:45 - 9:00	28.164021	-82.395193	57.3

DocuSign Envelope ID: 00F7F873-2213-453E-A7D6-7A719BA1E281

15774	Point	10/5/2021	08:58:57	8:45 - 9:00	28.16397	-82.395168	58.44
15804	Point	10/5/2021	08:58:57	8:45 - 9:00	28.16379	-82.395168	57.55
15811	Point	10/5/2021	08:58:58	8:45 - 9:00	28.163735	-82.395141	57.89
15848	Point	10/5/2021	08:58:58	8:45 - 9:00	28.163556	-82.395138	57.88
15853	Point	10/5/2021	08:58:59	8:45 - 9:00	28.163505	-82.39511	57.1
15887	Point	10/5/2021	08:58:59	8:45 - 9:00	28.163323	-82.395102	58.55
15898	Point	10/5/2021	08:59:00	8:45 - 9:00	28.163278	-82.395075	56.3
15931	Point	10/5/2021	08:59:00	8:45 - 9:00	28.163083	-82.39505	58.36
15935	Point	10/5/2021	08:59:01	8:45 - 9:00	28.163054	-82.395039	56.09
15967	Point	10/5/2021	08:59:01	8:45 - 9:00	28.162849	-82.395005	57.72
15975	Point	10/5/2021	08:59:02	8:45 - 9:00	28.162827	-82.394994	56.45
16008	Point	10/5/2021	08:59:02	8:45 - 9:00	28.162619	-82.394953	57.08
16012	Point	10/5/2021	08:59:03	8:45 - 9:00	28.162601	-82.394947	57.07
16049	Point	10/5/2021	08:59:03	8:45 - 9:00	28.162392	-82.394904	56.41
16053	Point	10/5/2021	08:59:04	8:45 - 9:00	28.162371	-82.394902	57.58
16089	Point	10/5/2021	08:59:04	8:45 - 9:00	28.162171	-82.394851	55.5
16093	Point	10/5/2021	08:59:05	8:45 - 9:00	28.162144	-82.394846	57.28
16130	Point	10/5/2021	08:59:05	8:45 - 9:00	28.161953	-82.3948	54.9
16137	Point	10/5/2021	08:59:06	8:45 - 9:00	28.161921	-82.394786	56.94
16169	Point	10/5/2021	08:59:06	8:45 - 9:00	28.161735	-82.394738	54.3
16174	Point	10/5/2021	08:59:07	8:45 - 9:00	28.161699	-82.394723	56.58
16206	Point	10/5/2021	08:59:07	8:45 - 9:00	28.161518	-82.394669	54.33
16212	Point	10/5/2021	08:59:08	8:45 - 9:00	28.161482	-82.394658	56.06
16249	Point	10/5/2021	08:59:08	8:45 - 9:00	28.161302	-82.394601	54.74
16255	Point	10/5/2021	08:59:09	8:45 - 9:00	28.161267	-82.394593	55.61
16286	Point	10/5/2021	08:59:09	8:45 - 9:00	28.161086	-82.394536	55.26
16292	Point	10/5/2021	08:59:10	8:45 - 9:00	28.161053	-82.394527	55.08
16325	Point	10/5/2021	08:59:10	8:45 - 9:00	28.160867	-82.394468	56.23
16333	Point	10/5/2021	08:59:11	8:45 - 9:00	28.160836	-82.394457	55.44
16364	Point	10/5/2021	08:59:11	8:45 - 9:00	28.160648	-82.394398	56.06
16369	Point	10/5/2021	08:59:12	8:45 - 9:00	28.160624	-82.394381	55.65
16407	Point	10/5/2021	08:59:12	8:45 - 9:00	28.160429	-82.394317	55.62
16410	Point	10/5/2021	08:59:13	8:45 - 9:00	28.160414	-82.394298	55.86

DocuSign Envelope ID: 00F7F873-2213-453E-A7D6-7A719BA1E281

ObjectID *	Shape *	Date	Time	Time Interval	Lat	Lon	Speed Data
8710	Point	10/5/2021	16:06:35	4:00-4:15	28.20957	-82.3753	65.26
8711	Point	10/5/2021	16:06:36	4:00-4:15	28.20936	-82.3754	65.01
8712	Point	10/5/2021	16:06:37	4:00-4:15	28.20914	-82.3756	64.39
8713	Point	10/5/2021	16:06:38	4:00-4:15	28.20892	-82.3758	64.26
8714	Point	10/5/2021	16:06:39	4:00-4:15	28.20869	-82.3759	65.44
8715	Point	10/5/2021	16:06:40	4:00-4:15	28.20847	-82.3761	65.62
8716	Point	10/5/2021	16:06:41	4:00-4:15	28.20824	-82.3762	65.4
8717	Point	10/5/2021	16:06:42	4:00-4:15	28.20802	-82.3764	65.4
8718	Point	10/5/2021	16:06:43	4:00-4:15	28.20779	-82.3766	65.53
8719	Point	10/5/2021	16:06:44	4:00-4:15	28.20756	-82.3767	66.22
8720	Point	10/5/2021	16:06:45	4:00-4:15	28.20733	-82.3769	66.31
8721	Point	10/5/2021	16:06:46	4:00-4:15	28.2071	-82.377	66.64
8722	Point	10/5/2021	16:06:47	4:00-4:15	28.20686	-82.3772	67.18
8723	Point	10/5/2021	16:06:48	4:00-4:15	28.20663	-82.3773	67.07
8724	Point	10/5/2021	16:06:49	4:00-4:15	28.2064	-82.3775	65.92
8725	Point	10/5/2021	16:06:50	4:00-4:15	28.20617	-82.3776	65.79
8726	Point	10/5/2021	16:06:51	4:00-4:15	28.20594	-82.3778	65.86
8727	Point	10/5/2021	16:06:52	4:00-4:15	28.2057	-82.3779	65.71
8728	Point	10/5/2021	16:06:53	4:00-4:15	28.20546	-82.378	66.28
8729	Point	10/5/2021	16:06:54	4:00-4:15	28.20523	-82.3782	66.3
8730	Point	10/5/2021	16:06:55	4:00-4:15	28.20499	-82.3783	65.7
8731	Point	10/5/2021	16:06:56	4:00-4:15	28.20476	-82.3785	65.51
8732	Point	10/5/2021	16:06:57	4:00-4:15	28.20452	-82.3786	65.65
8733	Point	10/5/2021	16:06:58	4:00-4:15	28.20429	-82.3787	64.48
8734	Point	10/5/2021	16:06:59	4:00-4:15	28.20405	-82.3788	65.02
8735	Point	10/5/2021	16:07:00	4:00-4:15	28.20383	-82.379	64.55
8736	Point	10/5/2021	16:07:01	4:00-4:15	28.2036	-82.3791	64.33
8737	Point	10/5/2021	16:07:02	4:00-4:15	28.20337	-82.3793	63.99
8738	Point	10/5/2021	16:07:03	4:00-4:15	28.20314	-82.3794	63.85
8739	Point	10/5/2021	16:07:04	4:00-4:15	28.20291	-82.3795	62.52
8740	Point	10/5/2021	16:07:05	4:00-4:15	28.2027	-82.3796	61.43
8741	Point	10/5/2021	16:07:06	4:00-4:15	28.20248	-82.3798	60.88
8742	Point	10/5/2021	16:07:07	4:00-4:15	28.20227	-82.3799	60.92
8743	Point	10/5/2021	16:07:08	4:00-4:15	28.20204	-82.38	61.83
8744	Point	10/5/2021	16:07:09	4:00-4:15	28.20182	-82.3801	61.92
8745	Point	10/5/2021	16:07:10	4:00-4:15	28.20159	-82.3803	62.19
8746	Point	10/5/2021	16:07:11	4:00-4:15	28.20137	-82.3804	61.64
8747	Point	10/5/2021	16:07:12	4:00-4:15	28.20115	-82.3805	61.57
8748	Point	10/5/2021	16:07:13	4:00-4:15	28.20093	-82.3807	61.79
8749	Point	10/5/2021	16:07:14	4:00-4:15	28.20069	-82.3808	62.28
8750	Point	10/5/2021	16:07:15	4:00-4:15	28.20045	-82.3809	62.86
8751	Point	10/5/2021	16:07:16	4:00-4:15	28.20022	-82.381	63.51
8752	Point	10/5/2021	16:07:17	4:00-4:15	28.19999	-82.3811	63.73
8753	Point	10/5/2021	16:07:18	4:00-4:15	28.19975	-82.3813	64.81
8754	Point	10/5/2021	16:07:19	4:00-4:15	28.19952	-82.3814	64.21
8755	Point	10/5/2021	16:07:20	4:00-4:15	28.1993	-82.3816	63.56

DocuSign Envelope ID: 00F7F873-2213-453E-A7D6-7A719BA1E281

8756	Point	10/5/2021	16:07:21	4:00-4:15	28.19907	-82.3817	62.21
8757	Point	10/5/2021	16:07:22	4:00-4:15	28.19885	-82.3818	61.64
8758	Point	10/5/2021	16:07:23	4:00-4:15	28.19863	-82.3819	61.75
8759	Point	10/5/2021	16:07:24	4:00-4:15	28.19842	-82.3821	61.56
8760	Point	10/5/2021	16:07:25	4:00-4:15	28.19819	-82.3822	61.41
8761	Point	10/5/2021	16:07:26	4:00-4:15	28.19797	-82.3823	61.73
8762	Point	10/5/2021	16:07:27	4:00-4:15	28.19775	-82.3824	62.09
8763	Point	10/5/2021	16:07:28	4:00-4:15	28.19752	-82.3826	62.98
8764	Point	10/5/2021	16:07:29	4:00-4:15	28.19729	-82.3827	63.25
8765	Point	10/5/2021	16:07:30	4:00-4:15	28.19706	-82.3828	63.74
8766	Point	10/5/2021	16:07:31	4:00-4:15	28.19683	-82.383	64.48
8767	Point	10/5/2021	16:07:32	4:00-4:15	28.1966	-82.3831	65.09
8768	Point	10/5/2021	16:07:33	4:00-4:15	28.19636	-82.3832	65.42
8769	Point	10/5/2021	16:07:34	4:00-4:15	28.19612	-82.3834	65.66
8770	Point	10/5/2021	16:07:35	4:00-4:15	28.19588	-82.3835	65.44
8771	Point	10/5/2021	16:07:36	4:00-4:15	28.19565	-82.3836	65.11
8772	Point	10/5/2021	16:07:37	4:00-4:15	28.19541	-82.3837	64.74
8773	Point	10/5/2021	16:07:38	4:00-4:15	28.19517	-82.3839	64.48
8774	Point	10/5/2021	16:07:39	4:00-4:15	28.19494	-82.384	63.97
8775	Point	10/5/2021	16:07:40	4:00-4:15	28.1947	-82.3841	63.69
8776	Point	10/5/2021	16:07:41	4:00-4:15	28.19447	-82.3842	63.37
8777	Point	10/5/2021	16:07:42	4:00-4:15	28.19423	-82.3843	63.24
8778	Point	10/5/2021	16:07:43	4:00-4:15	28.194	-82.3844	63.05
8779	Point	10/5/2021	16:07:44	4:00-4:15	28.19376	-82.3845	62.83
8780	Point	10/5/2021	16:07:45	4:00-4:15	28.19353	-82.3846	62.68
8781	Point	10/5/2021	16:07:46	4:00-4:15	28.19329	-82.3847	62.54
8782	Point	10/5/2021	16:07:47	4:00-4:15	28.19305	-82.3848	63.16
8783	Point	10/5/2021	16:07:48	4:00-4:15	28.19281	-82.3849	64.12
8784	Point	10/5/2021	16:07:49	4:00-4:15	28.19257	-82.385	64.66
8785	Point	10/5/2021	16:07:50	4:00-4:15	28.19232	-82.3851	65.22
8786	Point	10/5/2021	16:07:51	4:00-4:15	28.19207	-82.3852	65.09
8787	Point	10/5/2021	16:07:52	4:00-4:15	28.19183	-82.3854	64.22
8788	Point	10/5/2021	16:07:53	4:00-4:15	28.19159	-82.3855	63.35
8789	Point	10/5/2021	16:07:54	4:00-4:15	28.19136	-82.3856	63.01
8790	Point	10/5/2021	16:07:55	4:00-4:15	28.19112	-82.3857	63.25
8791	Point	10/5/2021	16:07:56	4:00-4:15	28.19088	-82.3858	63.64
8792	Point	10/5/2021	16:07:57	4:00-4:15	28.19064	-82.3859	63.26
8793	Point	10/5/2021	16:07:58	4:00-4:15	28.1904	-82.386	63.96
8794	Point	10/5/2021	16:07:59	4:00-4:15	28.19015	-82.3861	64.75
8795	Point	10/5/2021	16:08:00	4:00-4:15	28.18991	-82.3862	65.5
8796	Point	10/5/2021	16:08:01	4:00-4:15	28.18965	-82.3863	66.51
8797	Point	10/5/2021	16:08:02	4:00-4:15	28.1894	-82.3864	66.86
8798	Point	10/5/2021	16:08:03	4:00-4:15	28.18915	-82.3865	67.61
8799	Point	10/5/2021	16:08:04	4:00-4:15	28.18889	-82.3866	68.19
8800	Point	10/5/2021	16:08:05	4:00-4:15	28.18863	-82.3867	68.92
8801	Point	10/5/2021	16:08:06	4:00-4:15	28.18837	-82.3868	69.36
8802	Point	10/5/2021	16:08:07	4:00-4:15	28.18811	-82.387	69.61

DocuSign Envelope ID: 00F7F873-2213-453E-A7D6-7A719BA1E281

8803	Point	10/5/2021	16:08:08	4:00-4:15	28.18785	-82.3871	70
8804	Point	10/5/2021	16:08:09	4:00-4:15	28.18758	-82.3872	70.32
8805	Point	10/5/2021	16:08:10	4:00-4:15	28.18732	-82.3873	70.54
8806	Point	10/5/2021	16:08:11	4:00-4:15	28.18705	-82.3874	70.44
8807	Point	10/5/2021	16:08:12	4:00-4:15	28.18679	-82.3875	70.49
8808	Point	10/5/2021	16:08:13	4:00-4:15	28.18652	-82.3876	70.58
8809	Point	10/5/2021	16:08:14	4:00-4:15	28.18625	-82.3878	70.87
8810	Point	10/5/2021	16:08:15	4:00-4:15	28.18598	-82.3879	71.02
8811	Point	10/5/2021	16:08:16	4:00-4:15	28.18571	-82.388	71.36
8812	Point	10/5/2021	16:08:17	4:00-4:15	28.18543	-82.3881	71.81
8813	Point	10/5/2021	16:08:18	4:00-4:15	28.18516	-82.3882	71.78
8814	Point	10/5/2021	16:08:19	4:00-4:15	28.18489	-82.3883	71.61
8815	Point	10/5/2021	16:08:20	4:00-4:15	28.18462	-82.3884	71.3
8816	Point	10/5/2021	16:08:21	4:00-4:15	28.18435	-82.3886	71.17
8817	Point	10/5/2021	16:08:22	4:00-4:15	28.18408	-82.3887	71.17
8818	Point	10/5/2021	16:08:23	4:00-4:15	28.18381	-82.3888	71.19
8819	Point	10/5/2021	16:08:24	4:00-4:15	28.18354	-82.3889	71.51
8820	Point	10/5/2021	16:08:25	4:00-4:15	28.18326	-82.389	71.93
8821	Point	10/5/2021	16:08:26	4:00-4:15	28.18299	-82.3891	71.98
8822	Point	10/5/2021	16:08:27	4:00-4:15	28.18272	-82.3893	72.06
8823	Point	10/5/2021	16:08:28	4:00-4:15	28.18245	-82.3894	72.06
8824	Point	10/5/2021	16:08:29	4:00-4:15	28.18217	-82.3895	72.28
8825	Point	10/5/2021	16:08:30	4:00-4:15	28.18189	-82.3896	72.79
8826	Point	10/5/2021	16:08:31	4:00-4:15	28.18161	-82.3897	72.98
8827	Point	10/5/2021	16:08:32	4:00-4:15	28.18133	-82.3898	73.26
8828	Point	10/5/2021	16:08:33	4:00-4:15	28.18105	-82.3899	73.38
8829	Point	10/5/2021	16:08:34	4:00-4:15	28.18077	-82.3901	73.39
8830	Point	10/5/2021	16:08:35	4:00-4:15	28.18049	-82.3902	73.51
8831	Point	10/5/2021	16:08:36	4:00-4:15	28.18021	-82.3903	73.55
8832	Point	10/5/2021	16:08:37	4:00-4:15	28.17994	-82.3904	73.62
8833	Point	10/5/2021	16:08:38	4:00-4:15	28.17966	-82.3905	73.72
8834	Point	10/5/2021	16:08:39	4:00-4:15	28.17938	-82.3907	73.67
8835	Point	10/5/2021	16:08:40	4:00-4:15	28.17911	-82.3908	73.46
8836	Point	10/5/2021	16:08:41	4:00-4:15	28.17883	-82.3909	73.56
8837	Point	10/5/2021	16:08:42	4:00-4:15	28.17855	-82.391	73.61
8838	Point	10/5/2021	16:08:43	4:00-4:15	28.17827	-82.3911	73.75
8839	Point	10/5/2021	16:08:44	4:00-4:15	28.17799	-82.3912	74.12
8840	Point	10/5/2021	16:08:45	4:00-4:15	28.17771	-82.3914	74.45
8841	Point	10/5/2021	16:08:46	4:00-4:15	28.17743	-82.3915	74.84
8842	Point	10/5/2021	16:08:47	4:00-4:15	28.17715	-82.3916	75.07
8843	Point	10/5/2021	16:08:48	4:00-4:15	28.17687	-82.3917	75.36
8844	Point	10/5/2021	16:08:49	4:00-4:15	28.17659	-82.3919	75.49
8845	Point	10/5/2021	16:08:50	4:00-4:15	28.1763	-82.392	75.54
8846	Point	10/5/2021	16:08:51	4:00-4:15	28.17601	-82.3921	75.59
8847	Point	10/5/2021	16:08:52	4:00-4:15	28.17572	-82.3922	75.59
8848	Point	10/5/2021	16:08:53	4:00-4:15	28.17545	-82.3923	74.44
8849	Point	10/5/2021	16:08:54	4:00-4:15	28.17518	-82.3925	72.99

DocuSign Envelope ID: 00F7F873-2213-453E-A7D6-7A719BA1E281

8850	Point	10/5/2021	16:08:55	4:00-4:15	28.1749	-82.3926	72.66
8851	Point	10/5/2021	16:08:56	4:00-4:15	28.17463	-82.3927	72.49
8852	Point	10/5/2021	16:08:57	4:00-4:15	28.17436	-82.3928	72.34
8853	Point	10/5/2021	16:08:58	4:00-4:15	28.17408	-82.3929	72.2
8854	Point	10/5/2021	16:08:59	4:00-4:15	28.17381	-82.3931	72.39
8855	Point	10/5/2021	16:09:00	4:00-4:15	28.17354	-82.3932	72.72
8856	Point	10/5/2021	16:09:01	4:00-4:15	28.17325	-82.3933	73.19
8857	Point	10/5/2021	16:09:02	4:00-4:15	28.17297	-82.3934	73.31
8858	Point	10/5/2021	16:09:03	4:00-4:15	28.1727	-82.3935	72.97
8859	Point	10/5/2021	16:09:04	4:00-4:15	28.17242	-82.3936	72.71
8860	Point	10/5/2021	16:09:05	4:00-4:15	28.17214	-82.3937	72.3
8861	Point	10/5/2021	16:09:06	4:00-4:15	28.17188	-82.3938	71.73
8862	Point	10/5/2021	16:09:07	4:00-4:15	28.17161	-82.3939	71.33
8863	Point	10/5/2021	16:09:08	4:00-4:15	28.17134	-82.394	70.91
8864	Point	10/5/2021	16:09:09	4:00-4:15	28.17107	-82.3941	70.95
8865	Point	10/5/2021	16:09:10	4:00-4:15	28.1708	-82.3942	71.27
8866	Point	10/5/2021	16:09:11	4:00-4:15	28.17052	-82.3944	71.3
8867	Point	10/5/2021	16:09:12	4:00-4:15	28.17026	-82.3945	71.07
8868	Point	10/5/2021	16:09:13	4:00-4:15	28.16998	-82.3945	71.04
8869	Point	10/5/2021	16:09:14	4:00-4:15	28.16971	-82.3946	71.01
8870	Point	10/5/2021	16:09:15	4:00-4:15	28.16944	-82.3947	70.9
8871	Point	10/5/2021	16:09:16	4:00-4:15	28.16916	-82.3948	70.95
8872	Point	10/5/2021	16:09:17	4:00-4:15	28.16888	-82.3949	71.05
8873	Point	10/5/2021	16:09:18	4:00-4:15	28.1686	-82.3949	71.03
8874	Point	10/5/2021	16:09:19	4:00-4:15	28.16832	-82.395	70.91
8875	Point	10/5/2021	16:09:20	4:00-4:15	28.16804	-82.3951	70.94
8876	Point	10/5/2021	16:09:21	4:00-4:15	28.16776	-82.3951	70.89
8877	Point	10/5/2021	16:09:22	4:00-4:15	28.16748	-82.3951	70.93
8878	Point	10/5/2021	16:09:23	4:00-4:15	28.16719	-82.3952	70.92
8879	Point	10/5/2021	16:09:24	4:00-4:15	28.16691	-82.3952	70.87
8880	Point	10/5/2021	16:09:25	4:00-4:15	28.16663	-82.3952	70.76
8881	Point	10/5/2021	16:09:26	4:00-4:15	28.16634	-82.3952	70.8
8882	Point	10/5/2021	16:09:27	4:00-4:15	28.16604	-82.3953	70.91
8883	Point	10/5/2021	16:09:28	4:00-4:15	28.16576	-82.3953	70.73
8884	Point	10/5/2021	16:09:29	4:00-4:15	28.16547	-82.3953	70.43
8885	Point	10/5/2021	16:09:30	4:00-4:15	28.16519	-82.3953	70.33
8886	Point	10/5/2021	16:09:31	4:00-4:15	28.1649	-82.3953	70.17
8887	Point	10/5/2021	16:09:32	4:00-4:15	28.16461	-82.3953	70.31
8888	Point	10/5/2021	16:09:33	4:00-4:15	28.16431	-82.3952	70.86
8889	Point	10/5/2021	16:09:34	4:00-4:15	28.16401	-82.3952	71.63
8890	Point	10/5/2021	16:09:35	4:00-4:15	28.16371	-82.3952	72.19
8891	Point	10/5/2021	16:09:36	4:00-4:15	28.16341	-82.3951	72.72
8892	Point	10/5/2021	16:09:37	4:00-4:15	28.16312	-82.3951	72.84
8893	Point	10/5/2021	16:09:38	4:00-4:15	28.16283	-82.395	73.05
8894	Point	10/5/2021	16:09:39	4:00-4:15	28.16254	-82.395	73.4
8895	Point	10/5/2021	16:09:40	4:00-4:15	28.16224	-82.3949	73.56
8896	Point	10/5/2021	16:09:41	4:00-4:15	28.16195	-82.3948	73.61

DocuSign Envelope ID: 00F7F873-2213-453E-A7D6-7A719BA1E281

8897	Point	10/5/2021	16:09:42	4:00-4:15	28.16165	-82.3947	73.9
8898	Point	10/5/2021	16:09:43	4:00-4:15	28.16137	-82.3946	74.03
8899	Point	10/5/2021	16:09:44	4:00-4:15	28.16108	-82.3946	73.97
8900	Point	10/5/2021	16:09:45	4:00-4:15	28.1608	-82.3945	73.93
8901	Point	10/5/2021	16:09:46	4:00-4:15	28.16051	-82.3944	73.78
16404	Point	10/5/2021	16:17:40	4:15-4:30	28.20974	-82.3752	64.41
16405	Point	10/5/2021	16:17:41	4:15-4:30	28.20952	-82.3753	64.4
16406	Point	10/5/2021	16:17:42	4:15-4:30	28.2093	-82.3755	64.31
16407	Point	10/5/2021	16:17:43	4:15-4:30	28.20908	-82.3756	64.27
16408	Point	10/5/2021	16:17:44	4:15-4:30	28.20886	-82.3758	64.24
16409	Point	10/5/2021	16:17:45	4:15-4:30	28.20864	-82.376	64.21
16410	Point	10/5/2021	16:17:46	4:15-4:30	28.20842	-82.3761	64.34
16411	Point	10/5/2021	16:17:47	4:15-4:30	28.2082	-82.3763	64.6
16412	Point	10/5/2021	16:17:48	4:15-4:30	28.20797	-82.3764	64.68
16413	Point	10/5/2021	16:17:49	4:15-4:30	28.20775	-82.3766	64.52
16414	Point	10/5/2021	16:17:50	4:15-4:30	28.20753	-82.3767	64.09
16415	Point	10/5/2021	16:17:51	4:15-4:30	28.20731	-82.3769	63.54
16416	Point	10/5/2021	16:17:52	4:15-4:30	28.20709	-82.377	63.84
16417	Point	10/5/2021	16:17:53	4:15-4:30	28.20687	-82.3772	63.31
16418	Point	10/5/2021	16:17:54	4:15-4:30	28.20665	-82.3773	62.65
16419	Point	10/5/2021	16:17:55	4:15-4:30	28.20643	-82.3774	62.17
16420	Point	10/5/2021	16:17:56	4:15-4:30	28.20621	-82.3776	62.17
16421	Point	10/5/2021	16:17:57	4:15-4:30	28.20599	-82.3777	62.53
16422	Point	10/5/2021	16:17:58	4:15-4:30	28.20576	-82.3778	63.1
16423	Point	10/5/2021	16:17:59	4:15-4:30	28.20554	-82.378	63.38
16424	Point	10/5/2021	16:18:00	4:15-4:30	28.20532	-82.3781	63.36
16425	Point	10/5/2021	16:18:01	4:15-4:30	28.20509	-82.3782	63.52
16426	Point	10/5/2021	16:18:02	4:15-4:30	28.20486	-82.3784	63.34
16427	Point	10/5/2021	16:18:03	4:15-4:30	28.20464	-82.3785	63.49
16428	Point	10/5/2021	16:18:04	4:15-4:30	28.20441	-82.3786	63.01
16429	Point	10/5/2021	16:18:05	4:15-4:30	28.20419	-82.3788	62.47
16430	Point	10/5/2021	16:18:06	4:15-4:30	28.20396	-82.3789	62.93
16431	Point	10/5/2021	16:18:07	4:15-4:30	28.20374	-82.379	63.4
16432	Point	10/5/2021	16:18:08	4:15-4:30	28.20351	-82.3792	63.77
16433	Point	10/5/2021	16:18:09	4:15-4:30	28.20328	-82.3793	63.95
16434	Point	10/5/2021	16:18:10	4:15-4:30	28.20306	-82.3794	63.99
16435	Point	10/5/2021	16:18:11	4:15-4:30	28.20283	-82.3796	64.08
16436	Point	10/5/2021	16:18:12	4:15-4:30	28.2026	-82.3797	64.22
16437	Point	10/5/2021	16:18:13	4:15-4:30	28.20237	-82.3798	63.66
16438	Point	10/5/2021	16:18:14	4:15-4:30	28.20214	-82.3799	63.27
16439	Point	10/5/2021	16:18:15	4:15-4:30	28.20192	-82.3801	63.51
16440	Point	10/5/2021	16:18:16	4:15-4:30	28.20169	-82.3802	63.75
16441	Point	10/5/2021	16:18:17	4:15-4:30	28.20146	-82.3803	64.1
16442	Point	10/5/2021	16:18:18	4:15-4:30	28.20123	-82.3805	64.34
16443	Point	10/5/2021	16:18:19	4:15-4:30	28.201	-82.3806	64.57
16444	Point	10/5/2021	16:18:20	4:15-4:30	28.20077	-82.3807	64.65
16445	Point	10/5/2021	16:18:21	4:15-4:30	28.20053	-82.3809	64.62

DocuSign Envelope ID: 00F7F873-2213-453E-A7D6-7A719BA1E281

16446	Point	10/5/2021	16:18:22	4:15-4:30	28.20031	-82.381	64.39
16447	Point	10/5/2021	16:18:23	4:15-4:30	28.20008	-82.3811	63.55
16448	Point	10/5/2021	16:18:24	4:15-4:30	28.19985	-82.3813	62.97
16449	Point	10/5/2021	16:18:25	4:15-4:30	28.19963	-82.3814	62.22
16450	Point	10/5/2021	16:18:26	4:15-4:30	28.19941	-82.3815	62.13
16451	Point	10/5/2021	16:18:27	4:15-4:30	28.19919	-82.3817	61.99
16452	Point	10/5/2021	16:18:28	4:15-4:30	28.19896	-82.3818	62.09
16453	Point	10/5/2021	16:18:29	4:15-4:30	28.19874	-82.3819	62.18
16454	Point	10/5/2021	16:18:30	4:15-4:30	28.19852	-82.3821	62.44
16455	Point	10/5/2021	16:18:31	4:15-4:30	28.19829	-82.3822	62.85
16456	Point	10/5/2021	16:18:32	4:15-4:30	28.19807	-82.3823	63.13
16457	Point	10/5/2021	16:18:33	4:15-4:30	28.19784	-82.3824	63.35
16458	Point	10/5/2021	16:18:34	4:15-4:30	28.19761	-82.3826	63.64
16459	Point	10/5/2021	16:18:35	4:15-4:30	28.19737	-82.3827	63.65
16460	Point	10/5/2021	16:18:36	4:15-4:30	28.19714	-82.3828	63.74
16461	Point	10/5/2021	16:18:37	4:15-4:30	28.19691	-82.383	64.02
16462	Point	10/5/2021	16:18:38	4:15-4:30	28.19667	-82.3831	64.46
16463	Point	10/5/2021	16:18:39	4:15-4:30	28.19643	-82.3832	64.87
16464	Point	10/5/2021	16:18:40	4:15-4:30	28.19619	-82.3834	65.14
16465	Point	10/5/2021	16:18:41	4:15-4:30	28.19595	-82.3835	65.2
16466	Point	10/5/2021	16:18:42	4:15-4:30	28.19571	-82.3836	65.39
16467	Point	10/5/2021	16:18:43	4:15-4:30	28.19547	-82.3837	65.61
16468	Point	10/5/2021	16:18:44	4:15-4:30	28.19523	-82.3838	65.62
16469	Point	10/5/2021	16:18:45	4:15-4:30	28.19499	-82.384	65.53
16470	Point	10/5/2021	16:18:46	4:15-4:30	28.19474	-82.3841	65.47
16471	Point	10/5/2021	16:18:47	4:15-4:30	28.1945	-82.3842	65.52
16472	Point	10/5/2021	16:18:48	4:15-4:30	28.19425	-82.3843	65.77
16473	Point	10/5/2021	16:18:49	4:15-4:30	28.19401	-82.3844	66.04
16474	Point	10/5/2021	16:18:50	4:15-4:30	28.19377	-82.3845	65.18
16475	Point	10/5/2021	16:18:51	4:15-4:30	28.19352	-82.3846	64.25
16476	Point	10/5/2021	16:18:52	4:15-4:30	28.19328	-82.3848	63.39
16477	Point	10/5/2021	16:18:53	4:15-4:30	28.19305	-82.3849	62.69
16478	Point	10/5/2021	16:18:54	4:15-4:30	28.19281	-82.385	62.52
16479	Point	10/5/2021	16:18:55	4:15-4:30	28.19257	-82.3851	62.6
16480	Point	10/5/2021	16:18:56	4:15-4:30	28.19234	-82.3852	62.77
16481	Point	10/5/2021	16:18:57	4:15-4:30	28.1921	-82.3853	62.9
16482	Point	10/5/2021	16:18:58	4:15-4:30	28.19186	-82.3854	62.99
16483	Point	10/5/2021	16:18:59	4:15-4:30	28.19162	-82.3855	62.34
16484	Point	10/5/2021	16:19:00	4:15-4:30	28.19139	-82.3856	61.61
16485	Point	10/5/2021	16:19:01	4:15-4:30	28.19116	-82.3857	60.8
16486	Point	10/5/2021	16:19:02	4:15-4:30	28.19093	-82.3858	60.02
16487	Point	10/5/2021	16:19:03	4:15-4:30	28.19071	-82.3859	59.3
16488	Point	10/5/2021	16:19:04	4:15-4:30	28.19048	-82.386	58.93
16489	Point	10/5/2021	16:19:05	4:15-4:30	28.19026	-82.386	58.59
16490	Point	10/5/2021	16:19:06	4:15-4:30	28.19004	-82.3861	57.86
16491	Point	10/5/2021	16:19:07	4:15-4:30	28.18982	-82.3862	57.63
16492	Point	10/5/2021	16:19:08	4:15-4:30	28.1896	-82.3863	57.35

DocuSign Envelope ID: 00F7F873-2213-453E-A7D6-7A719BA1E281

16493	Point	10/5/2021	16:19:09	4:15-4:30	28.18939	-82.3864	56.85
16494	Point	10/5/2021	16:19:10	4:15-4:30	28.18917	-82.3865	56.97
16495	Point	10/5/2021	16:19:11	4:15-4:30	28.18896	-82.3866	56.83
16496	Point	10/5/2021	16:19:12	4:15-4:30	28.18874	-82.3867	57.04
16497	Point	10/5/2021	16:19:13	4:15-4:30	28.18852	-82.3868	57.49
16498	Point	10/5/2021	16:19:14	4:15-4:30	28.1883	-82.3869	58.42
16499	Point	10/5/2021	16:19:15	4:15-4:30	28.18807	-82.387	58.83
16500	Point	10/5/2021	16:19:16	4:15-4:30	28.18785	-82.3871	58.92
16501	Point	10/5/2021	16:19:17	4:15-4:30	28.18763	-82.3872	59.01
16502	Point	10/5/2021	16:19:18	4:15-4:30	28.1874	-82.3873	59.08
16503	Point	10/5/2021	16:19:19	4:15-4:30	28.18718	-82.3874	59.47
16504	Point	10/5/2021	16:19:20	4:15-4:30	28.18696	-82.3875	58.78
16505	Point	10/5/2021	16:19:21	4:15-4:30	28.18674	-82.3875	58.25
16506	Point	10/5/2021	16:19:22	4:15-4:30	28.18652	-82.3876	58.03
16507	Point	10/5/2021	16:19:23	4:15-4:30	28.1863	-82.3877	58.46
16508	Point	10/5/2021	16:19:24	4:15-4:30	28.18608	-82.3878	58.67
16509	Point	10/5/2021	16:19:25	4:15-4:30	28.18585	-82.3879	59.25
16510	Point	10/5/2021	16:19:26	4:15-4:30	28.18563	-82.388	60.27
16511	Point	10/5/2021	16:19:27	4:15-4:30	28.1854	-82.3881	61.23
16512	Point	10/5/2021	16:19:28	4:15-4:30	28.18516	-82.3882	62.05
16513	Point	10/5/2021	16:19:29	4:15-4:30	28.18493	-82.3883	62.55
16514	Point	10/5/2021	16:19:30	4:15-4:30	28.18469	-82.3884	62.65
16515	Point	10/5/2021	16:19:31	4:15-4:30	28.18445	-82.3885	63.11
16516	Point	10/5/2021	16:19:32	4:15-4:30	28.18421	-82.3886	63.76
16517	Point	10/5/2021	16:19:33	4:15-4:30	28.18397	-82.3887	64.26
16518	Point	10/5/2021	16:19:34	4:15-4:30	28.18373	-82.3888	64.87
16519	Point	10/5/2021	16:19:35	4:15-4:30	28.18348	-82.3889	65.37
16520	Point	10/5/2021	16:19:36	4:15-4:30	28.18323	-82.389	65.83
16521	Point	10/5/2021	16:19:37	4:15-4:30	28.18298	-82.3891	65.82
16522	Point	10/5/2021	16:19:38	4:15-4:30	28.18273	-82.3892	65.86
16523	Point	10/5/2021	16:19:39	4:15-4:30	28.18248	-82.3894	65.96
16524	Point	10/5/2021	16:19:40	4:15-4:30	28.18223	-82.3895	66
16525	Point	10/5/2021	16:19:41	4:15-4:30	28.18198	-82.3896	65.91
16526	Point	10/5/2021	16:19:42	4:15-4:30	28.18174	-82.3897	65.79
16527	Point	10/5/2021	16:19:43	4:15-4:30	28.18149	-82.3898	66.16
16528	Point	10/5/2021	16:19:44	4:15-4:30	28.18124	-82.3899	66.88
16529	Point	10/5/2021	16:19:45	4:15-4:30	28.18098	-82.39	67.69
16530	Point	10/5/2021	16:19:46	4:15-4:30	28.18073	-82.3901	68.47
16531	Point	10/5/2021	16:19:47	4:15-4:30	28.18047	-82.3902	69.05
16532	Point	10/5/2021	16:19:48	4:15-4:30	28.18021	-82.3903	69.61
16533	Point	10/5/2021	16:19:49	4:15-4:30	28.17994	-82.3904	70
16534	Point	10/5/2021	16:19:50	4:15-4:30	28.17968	-82.3906	70.41
16535	Point	10/5/2021	16:19:51	4:15-4:30	28.17941	-82.3907	70.99
16536	Point	10/5/2021	16:19:52	4:15-4:30	28.17914	-82.3908	71.6
16537	Point	10/5/2021	16:19:53	4:15-4:30	28.17887	-82.3909	72.14
16538	Point	10/5/2021	16:19:54	4:15-4:30	28.1786	-82.391	72.52
16539	Point	10/5/2021	16:19:55	4:15-4:30	28.17832	-82.3911	72.93

DocuSign Envelope ID: 00F7F873-2213-453E-A7D6-7A719BA1E281

16540	Point	10/5/2021	16:19:56	4:15-4:30	28.17804	-82.3913	73.25
16541	Point	10/5/2021	16:19:57	4:15-4:30	28.17777	-82.3914	73.52
16542	Point	10/5/2021	16:19:58	4:15-4:30	28.17749	-82.3915	73.85
16543	Point	10/5/2021	16:19:59	4:15-4:30	28.1772	-82.3916	74.28
16544	Point	10/5/2021	16:20:00	4:15-4:30	28.17692	-82.3917	74.76
16545	Point	10/5/2021	16:20:01	4:15-4:30	28.17664	-82.3918	75.1
16546	Point	10/5/2021	16:20:02	4:15-4:30	28.17635	-82.392	75.43
16547	Point	10/5/2021	16:20:03	4:15-4:30	28.17606	-82.3921	75.9
16548	Point	10/5/2021	16:20:04	4:15-4:30	28.17577	-82.3922	75.7
16549	Point	10/5/2021	16:20:05	4:15-4:30	28.17549	-82.3923	75.31
16550	Point	10/5/2021	16:20:06	4:15-4:30	28.17521	-82.3924	75.28
16551	Point	10/5/2021	16:20:07	4:15-4:30	28.17492	-82.3926	75.32
16552	Point	10/5/2021	16:20:08	4:15-4:30	28.17464	-82.3927	75.67
16553	Point	10/5/2021	16:20:09	4:15-4:30	28.17435	-82.3928	75.89
16554	Point	10/5/2021	16:20:10	4:15-4:30	28.17407	-82.3929	75.97
16555	Point	10/5/2021	16:20:11	4:15-4:30	28.17378	-82.3931	75.53
16556	Point	10/5/2021	16:20:12	4:15-4:30	28.1735	-82.3932	75.36
16557	Point	10/5/2021	16:20:13	4:15-4:30	28.17321	-82.3933	75.37
16558	Point	10/5/2021	16:20:14	4:15-4:30	28.17293	-82.3934	75.43
16559	Point	10/5/2021	16:20:15	4:15-4:30	28.17265	-82.3935	75.23
16560	Point	10/5/2021	16:20:16	4:15-4:30	28.17236	-82.3936	74.75
16561	Point	10/5/2021	16:20:17	4:15-4:30	28.17208	-82.3938	74.77
16562	Point	10/5/2021	16:20:18	4:15-4:30	28.17179	-82.3939	75.13
16563	Point	10/5/2021	16:20:19	4:15-4:30	28.17151	-82.394	75.48
16564	Point	10/5/2021	16:20:20	4:15-4:30	28.17122	-82.3941	75.65
16565	Point	10/5/2021	16:20:21	4:15-4:30	28.17094	-82.3942	75.85
16566	Point	10/5/2021	16:20:22	4:15-4:30	28.17065	-82.3943	76.42
16567	Point	10/5/2021	16:20:23	4:15-4:30	28.17036	-82.3945	76.95
16568	Point	10/5/2021	16:20:24	4:15-4:30	28.17005	-82.3945	77.79
16569	Point	10/5/2021	16:20:25	4:15-4:30	28.16975	-82.3946	78.52
16570	Point	10/5/2021	16:20:26	4:15-4:30	28.16944	-82.3947	79.03
16571	Point	10/5/2021	16:20:27	4:15-4:30	28.16913	-82.3948	79.78
16572	Point	10/5/2021	16:20:28	4:15-4:30	28.16882	-82.3949	78.83
16573	Point	10/5/2021	16:20:29	4:15-4:30	28.1685	-82.395	78.86
16574	Point	10/5/2021	16:20:30	4:15-4:30	28.16819	-82.395	78.86
16575	Point	10/5/2021	16:20:31	4:15-4:30	28.16788	-82.3951	78.49
16576	Point	10/5/2021	16:20:32	4:15-4:30	28.16757	-82.3951	77.3
16577	Point	10/5/2021	16:20:33	4:15-4:30	28.16726	-82.3952	77.12
16578	Point	10/5/2021	16:20:34	4:15-4:30	28.16696	-82.3952	76.22
16579	Point	10/5/2021	16:20:35	4:15-4:30	28.16665	-82.3952	75.86
16580	Point	10/5/2021	16:20:36	4:15-4:30	28.16635	-82.3952	75.68
16581	Point	10/5/2021	16:20:37	4:15-4:30	28.16604	-82.3952	75.67
16582	Point	10/5/2021	16:20:38	4:15-4:30	28.16573	-82.3953	75.76
16583	Point	10/5/2021	16:20:39	4:15-4:30	28.16543	-82.3953	75.68
16584	Point	10/5/2021	16:20:40	4:15-4:30	28.16512	-82.3953	75.59
16585	Point	10/5/2021	16:20:41	4:15-4:30	28.16481	-82.3952	75.56
16586	Point	10/5/2021	16:20:42	4:15-4:30	28.16451	-82.3952	75.43

DocuSign Envelope ID: 00F7F873-2213-453E-A7D6-7A719BA1E281

16587	Point	10/5/2021	16:20:43	4:15-4:30	28.1642	-82.3952	75.39
16588	Point	10/5/2021	16:20:44	4:15-4:30	28.1639	-82.3952	75.41
16589	Point	10/5/2021	16:20:45	4:15-4:30	28.16359	-82.3951	75.49
16590	Point	10/5/2021	16:20:46	4:15-4:30	28.16329	-82.3951	75.48
16591	Point	10/5/2021	16:20:47	4:15-4:30	28.16298	-82.395	75.59
16592	Point	10/5/2021	16:20:48	4:15-4:30	28.16268	-82.395	75.6
16593	Point	10/5/2021	16:20:49	4:15-4:30	28.16238	-82.3949	75.63
16594	Point	10/5/2021	16:20:50	4:15-4:30	28.16208	-82.3949	75.59
16595	Point	10/5/2021	16:20:51	4:15-4:30	28.16179	-82.3948	75.67
16596	Point	10/5/2021	16:20:52	4:15-4:30	28.16149	-82.3947	75.86
16597	Point	10/5/2021	16:20:53	4:15-4:30	28.16119	-82.3946	75.95
16598	Point	10/5/2021	16:20:54	4:15-4:30	28.16089	-82.3945	76.13
16599	Point	10/5/2021	16:20:55	4:15-4:30	28.16059	-82.3944	76.3
22	Point	10/5/2021	16:21:28	4:15-4:30	28.20957	-82.3753	69.42
23	Point	10/5/2021	16:21:29	4:15-4:30	28.20933	-82.3755	69.79
24	Point	10/5/2021	16:21:30	4:15-4:30	28.20909	-82.3757	70.12
25	Point	10/5/2021	16:21:31	4:15-4:30	28.20885	-82.3758	70.14
26	Point	10/5/2021	16:21:32	4:15-4:30	28.20861	-82.376	70.6
27	Point	10/5/2021	16:21:33	4:15-4:30	28.20837	-82.3762	70.88
28	Point	10/5/2021	16:21:34	4:15-4:30	28.20812	-82.3763	71.12
29	Point	10/5/2021	16:21:35	4:15-4:30	28.20787	-82.3765	71.02
30	Point	10/5/2021	16:21:36	4:15-4:30	28.20763	-82.3767	70.64
31	Point	10/5/2021	16:21:37	4:15-4:30	28.20738	-82.3768	70.23
32	Point	10/5/2021	16:21:38	4:15-4:30	28.20714	-82.377	68.92
33	Point	10/5/2021	16:21:39	4:15-4:30	28.2069	-82.3772	67.46
34	Point	10/5/2021	16:21:40	4:15-4:30	28.20667	-82.3773	66.43
35	Point	10/5/2021	16:21:41	4:15-4:30	28.20643	-82.3774	66.4
36	Point	10/5/2021	16:21:42	4:15-4:30	28.2062	-82.3776	67.19
37	Point	10/5/2021	16:21:43	4:15-4:30	28.20596	-82.3777	67.4
38	Point	10/5/2021	16:21:44	4:15-4:30	28.20572	-82.3779	67.32
39	Point	10/5/2021	16:21:45	4:15-4:30	28.20548	-82.378	67.15
40	Point	10/5/2021	16:21:46	4:15-4:30	28.20523	-82.3782	67.73
41	Point	10/5/2021	16:21:47	4:15-4:30	28.20499	-82.3783	68.12
42	Point	10/5/2021	16:21:48	4:15-4:30	28.20474	-82.3785	68.68
43	Point	10/5/2021	16:21:49	4:15-4:30	28.20449	-82.3786	68.79
44	Point	10/5/2021	16:21:50	4:15-4:30	28.20424	-82.3787	68.94
45	Point	10/5/2021	16:21:51	4:15-4:30	28.204	-82.3789	68.87
46	Point	10/5/2021	16:21:52	4:15-4:30	28.20375	-82.379	68.5
47	Point	10/5/2021	16:21:53	4:15-4:30	28.20351	-82.3792	67.76
48	Point	10/5/2021	16:21:54	4:15-4:30	28.20327	-82.3793	67.15
49	Point	10/5/2021	16:21:55	4:15-4:30	28.20303	-82.3794	66.91
50	Point	10/5/2021	16:21:56	4:15-4:30	28.20278	-82.3796	67.43
51	Point	10/5/2021	16:21:57	4:15-4:30	28.20254	-82.3797	67.88
52	Point	10/5/2021	16:21:58	4:15-4:30	28.2023	-82.3799	67.88
53	Point	10/5/2021	16:21:59	4:15-4:30	28.20206	-82.38	67.4
54	Point	10/5/2021	16:22:00	4:15-4:30	28.20182	-82.3802	66.98
55	Point	10/5/2021	16:22:01	4:15-4:30	28.20158	-82.3803	67.21

DocuSign Envelope ID: 00F7F873-2213-453E-A7D6-7A719BA1E281

56	Point	10/5/2021	16:22:02	4:15-4:30	28.20133	-82.3804	67.19
57	Point	10/5/2021	16:22:03	4:15-4:30	28.20109	-82.3806	66.68
58	Point	10/5/2021	16:22:04	4:15-4:30	28.20086	-82.3807	66.52
59	Point	10/5/2021	16:22:05	4:15-4:30	28.20061	-82.3808	66.88
60	Point	10/5/2021	16:22:06	4:15-4:30	28.20036	-82.3809	66.77
61	Point	10/5/2021	16:22:07	4:15-4:30	28.20012	-82.3811	65.68
62	Point	10/5/2021	16:22:08	4:15-4:30	28.19989	-82.3812	64.86
63	Point	10/5/2021	16:22:09	4:15-4:30	28.19966	-82.3814	65.29
64	Point	10/5/2021	16:22:10	4:15-4:30	28.19943	-82.3815	65.31
65	Point	10/5/2021	16:22:11	4:15-4:30	28.19919	-82.3816	64.79
66	Point	10/5/2021	16:22:12	4:15-4:30	28.19897	-82.3818	64.05
67	Point	10/5/2021	16:22:13	4:15-4:30	28.19874	-82.3819	63.89
68	Point	10/5/2021	16:22:14	4:15-4:30	28.19851	-82.382	64.3
69	Point	10/5/2021	16:22:15	4:15-4:30	28.19828	-82.3822	64.59
70	Point	10/5/2021	16:22:16	4:15-4:30	28.19805	-82.3823	65.15
71	Point	10/5/2021	16:22:17	4:15-4:30	28.19781	-82.3824	65.64
72	Point	10/5/2021	16:22:18	4:15-4:30	28.19757	-82.3826	65.97
73	Point	10/5/2021	16:22:19	4:15-4:30	28.19733	-82.3827	66.38
74	Point	10/5/2021	16:22:20	4:15-4:30	28.1971	-82.3828	66.75
75	Point	10/5/2021	16:22:21	4:15-4:30	28.19685	-82.383	67.24
76	Point	10/5/2021	16:22:22	4:15-4:30	28.19661	-82.3831	67.49
77	Point	10/5/2021	16:22:23	4:15-4:30	28.19637	-82.3832	67.02
78	Point	10/5/2021	16:22:24	4:15-4:30	28.19613	-82.3834	66.74
79	Point	10/5/2021	16:22:25	4:15-4:30	28.19589	-82.3835	66.53
80	Point	10/5/2021	16:22:26	4:15-4:30	28.19564	-82.3836	66.49
81	Point	10/5/2021	16:22:27	4:15-4:30	28.1954	-82.3838	66.56
82	Point	10/5/2021	16:22:28	4:15-4:30	28.19515	-82.3839	66.64
83	Point	10/5/2021	16:22:29	4:15-4:30	28.1949	-82.384	66.75
84	Point	10/5/2021	16:22:30	4:15-4:30	28.19465	-82.3841	66.89
85	Point	10/5/2021	16:22:31	4:15-4:30	28.1944	-82.3842	67.25
86	Point	10/5/2021	16:22:32	4:15-4:30	28.19415	-82.3844	67.59
87	Point	10/5/2021	16:22:33	4:15-4:30	28.1939	-82.3845	68.02
88	Point	10/5/2021	16:22:34	4:15-4:30	28.19364	-82.3846	68.37
89	Point	10/5/2021	16:22:35	4:15-4:30	28.19338	-82.3847	68.65
90	Point	10/5/2021	16:22:36	4:15-4:30	28.19312	-82.3848	68.64
91	Point	10/5/2021	16:22:37	4:15-4:30	28.19286	-82.3849	68.86
92	Point	10/5/2021	16:22:38	4:15-4:30	28.1926	-82.385	69.17
93	Point	10/5/2021	16:22:39	4:15-4:30	28.19234	-82.3852	69.01
94	Point	10/5/2021	16:22:40	4:15-4:30	28.19208	-82.3853	68.65
95	Point	10/5/2021	16:22:41	4:15-4:30	28.19182	-82.3854	68.24
96	Point	10/5/2021	16:22:42	4:15-4:30	28.19157	-82.3855	67.7
97	Point	10/5/2021	16:22:43	4:15-4:30	28.19131	-82.3856	67.33
98	Point	10/5/2021	16:22:44	4:15-4:30	28.19106	-82.3857	66.72
99	Point	10/5/2021	16:22:45	4:15-4:30	28.19082	-82.3858	65.9
100	Point	10/5/2021	16:22:46	4:15-4:30	28.19056	-82.3859	66.17
101	Point	10/5/2021	16:22:47	4:15-4:30	28.19031	-82.386	66.69
102	Point	10/5/2021	16:22:48	4:15-4:30	28.19006	-82.3861	66.74

DocuSign Envelope ID: 00F7F873-2213-453E-A7D6-7A719BA1E281

103	Point	10/5/2021	16:22:49	4:15-4:30	28.18981	-82.3862	66.76
104	Point	10/5/2021	16:22:50	4:15-4:30	28.18956	-82.3863	66.06
105	Point	10/5/2021	16:22:51	4:15-4:30	28.18932	-82.3864	64.46
106	Point	10/5/2021	16:22:52	4:15-4:30	28.18907	-82.3865	63.73
107	Point	10/5/2021	16:22:53	4:15-4:30	28.18883	-82.3867	64.12
108	Point	10/5/2021	16:22:54	4:15-4:30	28.18859	-82.3868	64.64
109	Point	10/5/2021	16:22:55	4:15-4:30	28.18834	-82.3869	64.9
110	Point	10/5/2021	16:22:56	4:15-4:30	28.1881	-82.387	64.8
111	Point	10/5/2021	16:22:57	4:15-4:30	28.18785	-82.3871	64.65
112	Point	10/5/2021	16:22:58	4:15-4:30	28.18761	-82.3872	64
113	Point	10/5/2021	16:22:59	4:15-4:30	28.18737	-82.3873	63.1
114	Point	10/5/2021	16:23:00	4:15-4:30	28.18714	-82.3874	62.93
115	Point	10/5/2021	16:23:01	4:15-4:30	28.1869	-82.3875	63.37
116	Point	10/5/2021	16:23:02	4:15-4:30	28.18666	-82.3876	63.64
117	Point	10/5/2021	16:23:03	4:15-4:30	28.18642	-82.3877	63.08
118	Point	10/5/2021	16:23:04	4:15-4:30	28.18618	-82.3878	62.98
119	Point	10/5/2021	16:23:05	4:15-4:30	28.18594	-82.3879	62.88
120	Point	10/5/2021	16:23:06	4:15-4:30	28.1857	-82.388	63.13
121	Point	10/5/2021	16:23:07	4:15-4:30	28.18546	-82.3881	62.94
122	Point	10/5/2021	16:23:08	4:15-4:30	28.18522	-82.3882	63.3
123	Point	10/5/2021	16:23:09	4:15-4:30	28.18498	-82.3883	63.59
124	Point	10/5/2021	16:23:10	4:15-4:30	28.18474	-82.3884	64.08
125	Point	10/5/2021	16:23:11	4:15-4:30	28.18449	-82.3885	64.76
126	Point	10/5/2021	16:23:12	4:15-4:30	28.18424	-82.3886	64.89
127	Point	10/5/2021	16:23:13	4:15-4:30	28.184	-82.3887	65.1
128	Point	10/5/2021	16:23:14	4:15-4:30	28.18376	-82.3888	64.7
129	Point	10/5/2021	16:23:15	4:15-4:30	28.18351	-82.3889	65.16
130	Point	10/5/2021	16:23:16	4:15-4:30	28.18326	-82.389	65.82
131	Point	10/5/2021	16:23:17	4:15-4:30	28.18301	-82.3891	66.41
132	Point	10/5/2021	16:23:18	4:15-4:30	28.18276	-82.3892	66.97
133	Point	10/5/2021	16:23:19	4:15-4:30	28.18251	-82.3893	67.53
134	Point	10/5/2021	16:23:20	4:15-4:30	28.18225	-82.3894	68.08
135	Point	10/5/2021	16:23:21	4:15-4:30	28.18199	-82.3895	68.86
136	Point	10/5/2021	16:23:22	4:15-4:30	28.18173	-82.3897	69.08
137	Point	10/5/2021	16:23:23	4:15-4:30	28.18146	-82.3898	69.16
138	Point	10/5/2021	16:23:24	4:15-4:30	28.1812	-82.3899	69.76
139	Point	10/5/2021	16:23:25	4:15-4:30	28.18094	-82.39	70.3
140	Point	10/5/2021	16:23:26	4:15-4:30	28.18067	-82.3901	70.69
141	Point	10/5/2021	16:23:27	4:15-4:30	28.1804	-82.3902	71
142	Point	10/5/2021	16:23:28	4:15-4:30	28.18013	-82.3903	71.26
143	Point	10/5/2021	16:23:29	4:15-4:30	28.17986	-82.3904	71.58
144	Point	10/5/2021	16:23:30	4:15-4:30	28.17959	-82.3906	71.97
145	Point	10/5/2021	16:23:31	4:15-4:30	28.17932	-82.3907	72.1
146	Point	10/5/2021	16:23:32	4:15-4:30	28.17905	-82.3908	72.5
147	Point	10/5/2021	16:23:33	4:15-4:30	28.17877	-82.3909	72.83
148	Point	10/5/2021	16:23:34	4:15-4:30	28.17849	-82.391	73.31
149	Point	10/5/2021	16:23:35	4:15-4:30	28.17822	-82.3911	73.62

DocuSign Envelope ID: 00F7F873-2213-453E-A7D6-7A719BA1E281

150	Point	10/5/2021	16:23:36	4:15-4:30	28.17794	-82.3913	73.71
151	Point	10/5/2021	16:23:37	4:15-4:30	28.17766	-82.3914	73.77
152	Point	10/5/2021	16:23:38	4:15-4:30	28.17738	-82.3915	73.97
153	Point	10/5/2021	16:23:39	4:15-4:30	28.1771	-82.3916	74.11
154	Point	10/5/2021	16:23:40	4:15-4:30	28.17682	-82.3917	74.45
155	Point	10/5/2021	16:23:41	4:15-4:30	28.17654	-82.3919	74.56
156	Point	10/5/2021	16:23:42	4:15-4:30	28.17626	-82.392	74.81
157	Point	10/5/2021	16:23:43	4:15-4:30	28.17597	-82.3921	75.3
158	Point	10/5/2021	16:23:44	4:15-4:30	28.17569	-82.3922	75.81
159	Point	10/5/2021	16:23:45	4:15-4:30	28.1754	-82.3924	76.14
160	Point	10/5/2021	16:23:46	4:15-4:30	28.17511	-82.3925	76.59
161	Point	10/5/2021	16:23:47	4:15-4:30	28.17482	-82.3926	76.93
162	Point	10/5/2021	16:23:48	4:15-4:30	28.17453	-82.3927	77.27
163	Point	10/5/2021	16:23:49	4:15-4:30	28.17423	-82.3929	77.68
164	Point	10/5/2021	16:23:50	4:15-4:30	28.17394	-82.393	77.89
165	Point	10/5/2021	16:23:51	4:15-4:30	28.17365	-82.3931	77.89
166	Point	10/5/2021	16:23:52	4:15-4:30	28.17335	-82.3932	77.95
167	Point	10/5/2021	16:23:53	4:15-4:30	28.17306	-82.3933	78.02
168	Point	10/5/2021	16:23:54	4:15-4:30	28.17276	-82.3935	78.14
9713	Point	10/5/2021	16:23:55	4:15-4:30	28.20966	-82.3752	67.72
169	Point	10/5/2021	16:23:55	4:15-4:30	28.17247	-82.3936	78.15
9714	Point	10/5/2021	16:23:56	4:15-4:30	28.20943	-82.3754	67.7
170	Point	10/5/2021	16:23:56	4:15-4:30	28.17217	-82.3937	77.97
9715	Point	10/5/2021	16:23:57	4:15-4:30	28.20921	-82.3756	67.84
171	Point	10/5/2021	16:23:57	4:15-4:30	28.17188	-82.3938	77.75
9716	Point	10/5/2021	16:23:58	4:15-4:30	28.20898	-82.3757	67.99
172	Point	10/5/2021	16:23:58	4:15-4:30	28.17159	-82.394	77.77
9717	Point	10/5/2021	16:23:59	4:15-4:30	28.20875	-82.3759	68.2
173	Point	10/5/2021	16:23:59	4:15-4:30	28.17129	-82.3941	78.13
9718	Point	10/5/2021	16:24:00	4:15-4:30	28.20851	-82.3761	68.33
174	Point	10/5/2021	16:24:00	4:15-4:30	28.171	-82.3942	78.21
9719	Point	10/5/2021	16:24:01	4:15-4:30	28.20828	-82.3762	68.49
175	Point	10/5/2021	16:24:01	4:15-4:30	28.17069	-82.3943	79.56
9720	Point	10/5/2021	16:24:02	4:15-4:30	28.20804	-82.3764	68.72
176	Point	10/5/2021	16:24:02	4:15-4:30	28.17038	-82.3944	80.43
9721	Point	10/5/2021	16:24:03	4:15-4:30	28.2078	-82.3766	69.03
177	Point	10/5/2021	16:24:03	4:15-4:30	28.17007	-82.3945	81.03
9722	Point	10/5/2021	16:24:04	4:15-4:30	28.20756	-82.3767	69.31
178	Point	10/5/2021	16:24:04	4:15-4:30	28.16976	-82.3946	80.56
9723	Point	10/5/2021	16:24:05	4:15-4:30	28.20732	-82.3769	69.57
179	Point	10/5/2021	16:24:05	4:15-4:30	28.16945	-82.3947	79.66
9724	Point	10/5/2021	16:24:06	4:15-4:30	28.20707	-82.377	69.97
180	Point	10/5/2021	16:24:06	4:15-4:30	28.16914	-82.3948	78.4
9725	Point	10/5/2021	16:24:07	4:15-4:30	28.20682	-82.3772	69.98
181	Point	10/5/2021	16:24:07	4:15-4:30	28.16883	-82.3949	77.84
9726	Point	10/5/2021	16:24:08	4:15-4:30	28.20658	-82.3774	69.97
182	Point	10/5/2021	16:24:08	4:15-4:30	28.16853	-82.395	77.79

DocuSign Envelope ID: 00F7F873-2213-453E-A7D6-7A719BA1E281

9727	Point	10/5/2021	16:24:09	4:15-4:30	28.20633	-82.3775	70.04
183	Point	10/5/2021	16:24:09	4:15-4:30	28.16822	-82.395	77.77
9728	Point	10/5/2021	16:24:10	4:15-4:30	28.20609	-82.3777	70.05
184	Point	10/5/2021	16:24:10	4:15-4:30	28.16791	-82.3951	77.71
9729	Point	10/5/2021	16:24:11	4:15-4:30	28.20584	-82.3778	70.1
185	Point	10/5/2021	16:24:11	4:15-4:30	28.1676	-82.3951	77.77
9730	Point	10/5/2021	16:24:12	4:15-4:30	28.20559	-82.378	70.2
186	Point	10/5/2021	16:24:12	4:15-4:30	28.16728	-82.3952	77.35
9731	Point	10/5/2021	16:24:13	4:15-4:30	28.20534	-82.3781	70.22
187	Point	10/5/2021	16:24:13	4:15-4:30	28.16698	-82.3952	76.65
9732	Point	10/5/2021	16:24:14	4:15-4:30	28.20509	-82.3783	70.17
188	Point	10/5/2021	16:24:14	4:15-4:30	28.16667	-82.3952	76.18
9733	Point	10/5/2021	16:24:15	4:15-4:30	28.20484	-82.3784	70.33
189	Point	10/5/2021	16:24:15	4:15-4:30	28.16637	-82.3952	76.16
9734	Point	10/5/2021	16:24:16	4:15-4:30	28.20458	-82.3785	70.51
190	Point	10/5/2021	16:24:16	4:15-4:30	28.16606	-82.3952	76.45
9735	Point	10/5/2021	16:24:17	4:15-4:30	28.20433	-82.3787	70.32
191	Point	10/5/2021	16:24:17	4:15-4:30	28.16575	-82.3953	76.67
9736	Point	10/5/2021	16:24:18	4:15-4:30	28.20408	-82.3788	69.93
192	Point	10/5/2021	16:24:18	4:15-4:30	28.16544	-82.3953	76.76
9737	Point	10/5/2021	16:24:19	4:15-4:30	28.20383	-82.379	69.78
193	Point	10/5/2021	16:24:19	4:15-4:30	28.16513	-82.3953	77.06
9738	Point	10/5/2021	16:24:20	4:15-4:30	28.20358	-82.3791	69.31
194	Point	10/5/2021	16:24:20	4:15-4:30	28.16481	-82.3952	77.04
9739	Point	10/5/2021	16:24:21	4:15-4:30	28.20333	-82.3793	69.07
195	Point	10/5/2021	16:24:21	4:15-4:30	28.1645	-82.3952	76.98
9740	Point	10/5/2021	16:24:22	4:15-4:30	28.20309	-82.3794	68.83
196	Point	10/5/2021	16:24:22	4:15-4:30	28.16419	-82.3952	76.91
9741	Point	10/5/2021	16:24:23	4:15-4:30	28.20284	-82.3796	68.6
197	Point	10/5/2021	16:24:23	4:15-4:30	28.16388	-82.3952	76.87
9742	Point	10/5/2021	16:24:24	4:15-4:30	28.20259	-82.3797	68.51
198	Point	10/5/2021	16:24:24	4:15-4:30	28.16357	-82.3951	76.65
9743	Point	10/5/2021	16:24:25	4:15-4:30	28.20234	-82.3798	68.39
199	Point	10/5/2021	16:24:25	4:15-4:30	28.16327	-82.3951	76.39
9744	Point	10/5/2021	16:24:26	4:15-4:30	28.2021	-82.38	68.25
200	Point	10/5/2021	16:24:26	4:15-4:30	28.16297	-82.395	75.72
9745	Point	10/5/2021	16:24:27	4:15-4:30	28.20185	-82.3801	68.09
201	Point	10/5/2021	16:24:27	4:15-4:30	28.16267	-82.395	73.46
9746	Point	10/5/2021	16:24:28	4:15-4:30	28.20161	-82.3803	67.94
202	Point	10/5/2021	16:24:28	4:15-4:30	28.16239	-82.3949	71.04
9747	Point	10/5/2021	16:24:29	4:15-4:30	28.20136	-82.3804	67.85
203	Point	10/5/2021	16:24:29	4:15-4:30	28.16212	-82.3948	68.24
9748	Point	10/5/2021	16:24:30	4:15-4:30	28.20112	-82.3805	67.59
204	Point	10/5/2021	16:24:30	4:15-4:30	28.16186	-82.3948	66.67
9749	Point	10/5/2021	16:24:31	4:15-4:30	28.20088	-82.3807	67.4
205	Point	10/5/2021	16:24:31	4:15-4:30	28.1616	-82.3947	66.41
9750	Point	10/5/2021	16:24:32	4:15-4:30	28.20063	-82.3808	67.28

DocuSign Envelope ID: 00F7F873-2213-453E-A7D6-7A719BA1E281

206	Point	10/5/2021	16:24:32	4:15-4:30	28.16134	-82.3946	66.88
9751	Point	10/5/2021	16:24:33	4:15-4:30	28.20038	-82.3809	67.19
207	Point	10/5/2021	16:24:33	4:15-4:30	28.16107	-82.3945	67.35
9752	Point	10/5/2021	16:24:34	4:15-4:30	28.20013	-82.3811	67.47
208	Point	10/5/2021	16:24:34	4:15-4:30	28.16081	-82.3944	67.27
9753	Point	10/5/2021	16:24:35	4:15-4:30	28.19989	-82.3812	67.81
209	Point	10/5/2021	16:24:35	4:15-4:30	28.16055	-82.3944	67.81
9754	Point	10/5/2021	16:24:36	4:15-4:30	28.19965	-82.3813	68.06
9755	Point	10/5/2021	16:24:37	4:15-4:30	28.1994	-82.3815	68.39
9756	Point	10/5/2021	16:24:38	4:15-4:30	28.19915	-82.3816	68.6
9757	Point	10/5/2021	16:24:39	4:15-4:30	28.19891	-82.3818	68.37
9758	Point	10/5/2021	16:24:40	4:15-4:30	28.19867	-82.3819	68.2
9759	Point	10/5/2021	16:24:41	4:15-4:30	28.19842	-82.3821	68.1
9760	Point	10/5/2021	16:24:42	4:15-4:30	28.19818	-82.3822	67.78
9761	Point	10/5/2021	16:24:43	4:15-4:30	28.19794	-82.3823	67.53
9762	Point	10/5/2021	16:24:44	4:15-4:30	28.1977	-82.3825	67.37
9763	Point	10/5/2021	16:24:45	4:15-4:30	28.19745	-82.3826	67.26
9764	Point	10/5/2021	16:24:46	4:15-4:30	28.19722	-82.3828	66.98
9765	Point	10/5/2021	16:24:47	4:15-4:30	28.19698	-82.3829	66.96
9766	Point	10/5/2021	16:24:48	4:15-4:30	28.19673	-82.383	67.1
9767	Point	10/5/2021	16:24:49	4:15-4:30	28.19649	-82.3832	67
9768	Point	10/5/2021	16:24:50	4:15-4:30	28.19624	-82.3833	66.76
9769	Point	10/5/2021	16:24:51	4:15-4:30	28.196	-82.3834	66.85
9770	Point	10/5/2021	16:24:52	4:15-4:30	28.19576	-82.3836	66.95
9771	Point	10/5/2021	16:24:53	4:15-4:30	28.19551	-82.3837	67.08
9772	Point	10/5/2021	16:24:54	4:15-4:30	28.19527	-82.3838	67.23
9773	Point	10/5/2021	16:24:55	4:15-4:30	28.19502	-82.3839	67.43
9774	Point	10/5/2021	16:24:56	4:15-4:30	28.19477	-82.3841	67.57
9775	Point	10/5/2021	16:24:57	4:15-4:30	28.19452	-82.3842	67.88
9776	Point	10/5/2021	16:24:58	4:15-4:30	28.19426	-82.3843	68.13
9777	Point	10/5/2021	16:24:59	4:15-4:30	28.19401	-82.3844	68.39
9778	Point	10/5/2021	16:25:00	4:15-4:30	28.19375	-82.3845	68.36
9779	Point	10/5/2021	16:25:01	4:15-4:30	28.19349	-82.3846	68.23
9780	Point	10/5/2021	16:25:02	4:15-4:30	28.19324	-82.3848	67.94
9781	Point	10/5/2021	16:25:03	4:15-4:30	28.19299	-82.3849	67.83
9782	Point	10/5/2021	16:25:04	4:15-4:30	28.19273	-82.385	68.13
9783	Point	10/5/2021	16:25:05	4:15-4:30	28.19248	-82.3851	68.43
9784	Point	10/5/2021	16:25:06	4:15-4:30	28.19222	-82.3852	68.8
9785	Point	10/5/2021	16:25:07	4:15-4:30	28.19196	-82.3853	69.16
9786	Point	10/5/2021	16:25:08	4:15-4:30	28.19169	-82.3854	69.21
9787	Point	10/5/2021	16:25:09	4:15-4:30	28.19144	-82.3855	68.75
9788	Point	10/5/2021	16:25:10	4:15-4:30	28.19118	-82.3856	68.37
9789	Point	10/5/2021	16:25:11	4:15-4:30	28.19092	-82.3858	68.12
9790	Point	10/5/2021	16:25:12	4:15-4:30	28.19067	-82.3859	67.77
9791	Point	10/5/2021	16:25:13	4:15-4:30	28.19041	-82.386	67.55
9792	Point	10/5/2021	16:25:14	4:15-4:30	28.19016	-82.3861	67.3
9793	Point	10/5/2021	16:25:15	4:15-4:30	28.1899	-82.3862	67.22

DocuSign Envelope ID: 00F7F873-2213-453E-A7D6-7A719BA1E281

9794	Point	10/5/2021	16:25:16	4:15-4:30	28.18965	-82.3863	67.17
9795	Point	10/5/2021	16:25:17	4:15-4:30	28.18939	-82.3864	67.28
9796	Point	10/5/2021	16:25:18	4:15-4:30	28.18914	-82.3865	67.39
9797	Point	10/5/2021	16:25:19	4:15-4:30	28.18888	-82.3866	67.49
9798	Point	10/5/2021	16:25:20	4:15-4:30	28.18863	-82.3867	67.66
9799	Point	10/5/2021	16:25:21	4:15-4:30	28.18837	-82.3868	67.38
9800	Point	10/5/2021	16:25:22	4:15-4:30	28.18812	-82.387	67.23
9801	Point	10/5/2021	16:25:23	4:15-4:30	28.18787	-82.3871	66.98
9802	Point	10/5/2021	16:25:24	4:15-4:30	28.18761	-82.3872	66.88
9803	Point	10/5/2021	16:25:25	4:15-4:30	28.18736	-82.3873	66.73
9804	Point	10/5/2021	16:25:26	4:15-4:30	28.18711	-82.3874	66.6
9805	Point	10/5/2021	16:25:27	4:15-4:30	28.18686	-82.3875	66.47
9806	Point	10/5/2021	16:25:28	4:15-4:30	28.18661	-82.3876	66.33
9807	Point	10/5/2021	16:25:29	4:15-4:30	28.18636	-82.3877	66.2
9808	Point	10/5/2021	16:25:30	4:15-4:30	28.18611	-82.3878	65.93
9809	Point	10/5/2021	16:25:31	4:15-4:30	28.18586	-82.3879	65.84
9810	Point	10/5/2021	16:25:32	4:15-4:30	28.18561	-82.388	65.85
9811	Point	10/5/2021	16:25:33	4:15-4:30	28.18536	-82.3881	65.84
9812	Point	10/5/2021	16:25:34	4:15-4:30	28.18512	-82.3882	65.73
9813	Point	10/5/2021	16:25:35	4:15-4:30	28.18487	-82.3883	65.83
9814	Point	10/5/2021	16:25:36	4:15-4:30	28.18462	-82.3884	65.87
9815	Point	10/5/2021	16:25:37	4:15-4:30	28.18437	-82.3885	66.28
9816	Point	10/5/2021	16:25:38	4:15-4:30	28.18411	-82.3887	66.7
9817	Point	10/5/2021	16:25:39	4:15-4:30	28.18386	-82.3888	67.24
9818	Point	10/5/2021	16:25:40	4:15-4:30	28.1836	-82.3889	67.66
9819	Point	10/5/2021	16:25:41	4:15-4:30	28.18334	-82.389	68.2
9820	Point	10/5/2021	16:25:42	4:15-4:30	28.18308	-82.3891	68.54
9821	Point	10/5/2021	16:25:43	4:15-4:30	28.18282	-82.3892	68.8
9822	Point	10/5/2021	16:25:44	4:15-4:30	28.18256	-82.3893	68.78
9823	Point	10/5/2021	16:25:45	4:15-4:30	28.1823	-82.3894	68.86
9824	Point	10/5/2021	16:25:46	4:15-4:30	28.18204	-82.3895	68.79
9825	Point	10/5/2021	16:25:47	4:15-4:30	28.18178	-82.3896	68.53
9826	Point	10/5/2021	16:25:48	4:15-4:30	28.18153	-82.3897	68.4
9827	Point	10/5/2021	16:25:49	4:15-4:30	28.18127	-82.3899	68.33
9828	Point	10/5/2021	16:25:50	4:15-4:30	28.18101	-82.39	68
9829	Point	10/5/2021	16:25:51	4:15-4:30	28.18076	-82.3901	67.71
9830	Point	10/5/2021	16:25:52	4:15-4:30	28.1805	-82.3902	67.37
9831	Point	10/5/2021	16:25:53	4:15-4:30	28.18025	-82.3903	67.17
9832	Point	10/5/2021	16:25:54	4:15-4:30	28.18	-82.3904	67
9833	Point	10/5/2021	16:25:55	4:15-4:30	28.17974	-82.3905	66.92
9834	Point	10/5/2021	16:25:56	4:15-4:30	28.17949	-82.3906	66.82
9835	Point	10/5/2021	16:25:57	4:15-4:30	28.17924	-82.3907	66.72
9836	Point	10/5/2021	16:25:58	4:15-4:30	28.17899	-82.3908	66.54
9837	Point	10/5/2021	16:25:59	4:15-4:30	28.17873	-82.3909	66.56
9838	Point	10/5/2021	16:26:00	4:15-4:30	28.17848	-82.391	66.5
9839	Point	10/5/2021	16:26:01	4:15-4:30	28.17823	-82.3911	66.57
9840	Point	10/5/2021	16:26:02	4:15-4:30	28.17798	-82.3913	66.58

DocuSign Envelope ID: 00F7F873-2213-453E-A7D6-7A719BA1E281

9841	Point	10/5/2021	16:26:03	4:15-4:30	28.17773	-82.3914	66.68
9842	Point	10/5/2021	16:26:04	4:15-4:30	28.17748	-82.3915	67.06
9843	Point	10/5/2021	16:26:05	4:15-4:30	28.17722	-82.3916	67.61
9844	Point	10/5/2021	16:26:06	4:15-4:30	28.17696	-82.3917	68.17
9845	Point	10/5/2021	16:26:07	4:15-4:30	28.1767	-82.3918	68.65
9846	Point	10/5/2021	16:26:08	4:15-4:30	28.17644	-82.3919	69.3
9847	Point	10/5/2021	16:26:09	4:15-4:30	28.17618	-82.392	69.71
9848	Point	10/5/2021	16:26:10	4:15-4:30	28.17591	-82.3921	69.95
9849	Point	10/5/2021	16:26:11	4:15-4:30	28.17565	-82.3922	70.12
9850	Point	10/5/2021	16:26:12	4:15-4:30	28.17538	-82.3924	70.23
9851	Point	10/5/2021	16:26:13	4:15-4:30	28.17511	-82.3925	70.33
9852	Point	10/5/2021	16:26:14	4:15-4:30	28.17485	-82.3926	70.37
9853	Point	10/5/2021	16:26:15	4:15-4:30	28.17458	-82.3927	70.21
9854	Point	10/5/2021	16:26:16	4:15-4:30	28.17432	-82.3928	70.01
9855	Point	10/5/2021	16:26:17	4:15-4:30	28.17405	-82.3929	69.87
9856	Point	10/5/2021	16:26:18	4:15-4:30	28.17379	-82.393	69.75
9857	Point	10/5/2021	16:26:19	4:15-4:30	28.17353	-82.3931	69.76
9858	Point	10/5/2021	16:26:20	4:15-4:30	28.17326	-82.3933	69.72
9859	Point	10/5/2021	16:26:21	4:15-4:30	28.173	-82.3934	69.7
9860	Point	10/5/2021	16:26:22	4:15-4:30	28.17273	-82.3935	69.71
9861	Point	10/5/2021	16:26:23	4:15-4:30	28.17247	-82.3936	69.73
9862	Point	10/5/2021	16:26:24	4:15-4:30	28.1722	-82.3937	69.38
9863	Point	10/5/2021	16:26:25	4:15-4:30	28.17195	-82.3938	68.18
9864	Point	10/5/2021	16:26:26	4:15-4:30	28.1717	-82.3939	66.61
9865	Point	10/5/2021	16:26:27	4:15-4:30	28.17145	-82.394	65.28
9866	Point	10/5/2021	16:26:28	4:15-4:30	28.17121	-82.3941	64.13
9867	Point	10/5/2021	16:26:29	4:15-4:30	28.17097	-82.3942	63.79
9868	Point	10/5/2021	16:26:30	4:15-4:30	28.17072	-82.3943	64.13
9869	Point	10/5/2021	16:26:31	4:15-4:30	28.17047	-82.3944	64.71
9870	Point	10/5/2021	16:26:32	4:15-4:30	28.17022	-82.3945	65.22
9871	Point	10/5/2021	16:26:33	4:15-4:30	28.16997	-82.3946	65.04
9872	Point	10/5/2021	16:26:34	4:15-4:30	28.16972	-82.3946	64.83
9873	Point	10/5/2021	16:26:35	4:15-4:30	28.16946	-82.3947	64.66
9874	Point	10/5/2021	16:26:36	4:15-4:30	28.16921	-82.3948	64.56
9875	Point	10/5/2021	16:26:37	4:15-4:30	28.16896	-82.3949	64.72
9876	Point	10/5/2021	16:26:38	4:15-4:30	28.1687	-82.3949	64.85
9877	Point	10/5/2021	16:26:39	4:15-4:30	28.16844	-82.395	65.44
9878	Point	10/5/2021	16:26:40	4:15-4:30	28.16818	-82.395	66.03
9879	Point	10/5/2021	16:26:41	4:15-4:30	28.16791	-82.3951	66.52
9880	Point	10/5/2021	16:26:42	4:15-4:30	28.16765	-82.3951	66.71
9881	Point	10/5/2021	16:26:43	4:15-4:30	28.16738	-82.3951	66.54
9882	Point	10/5/2021	16:26:44	4:15-4:30	28.16711	-82.3952	66.41
9883	Point	10/5/2021	16:26:45	4:15-4:30	28.16684	-82.3952	66.33
9884	Point	10/5/2021	16:26:46	4:15-4:30	28.16658	-82.3952	66.2
9885	Point	10/5/2021	16:26:47	4:15-4:30	28.16631	-82.3952	66.36
9886	Point	10/5/2021	16:26:48	4:15-4:30	28.16604	-82.3952	66.36
9887	Point	10/5/2021	16:26:49	4:15-4:30	28.16577	-82.3952	66.18

DocuSign Envelope ID: 00F7F873-2213-453E-A7D6-7A719BA1E281

9888	Point	10/5/2021	16:26:50	4:15-4:30	28.16551	-82.3952	66.35
9889	Point	10/5/2021	16:26:51	4:15-4:30	28.16524	-82.3952	66.66
9890	Point	10/5/2021	16:26:52	4:15-4:30	28.16497	-82.3952	66.74
9891	Point	10/5/2021	16:26:53	4:15-4:30	28.16469	-82.3952	66.68
9892	Point	10/5/2021	16:26:54	4:15-4:30	28.16443	-82.3952	66.37
9893	Point	10/5/2021	16:26:55	4:15-4:30	28.16416	-82.3952	66.07
9894	Point	10/5/2021	16:26:56	4:15-4:30	28.1639	-82.3952	65.76
9895	Point	10/5/2021	16:26:57	4:15-4:30	28.16364	-82.3951	65.43
9896	Point	10/5/2021	16:26:58	4:15-4:30	28.16338	-82.3951	65.22
9897	Point	10/5/2021	16:26:59	4:15-4:30	28.16312	-82.395	65.23
9898	Point	10/5/2021	16:27:00	4:15-4:30	28.16286	-82.395	65.58
9899	Point	10/5/2021	16:27:01	4:15-4:30	28.1626	-82.395	65.6
9900	Point	10/5/2021	16:27:02	4:15-4:30	28.16234	-82.3949	65.63
9901	Point	10/5/2021	16:27:03	4:15-4:30	28.16208	-82.3948	65.64
9902	Point	10/5/2021	16:27:04	4:15-4:30	28.16182	-82.3948	65.71
9903	Point	10/5/2021	16:27:05	4:15-4:30	28.16156	-82.3947	65.62
9904	Point	10/5/2021	16:27:06	4:15-4:30	28.16131	-82.3946	65.94
9905	Point	10/5/2021	16:27:07	4:15-4:30	28.16105	-82.3945	66.25
9906	Point	10/5/2021	16:27:08	4:15-4:30	28.1608	-82.3944	66.5
9907	Point	10/5/2021	16:27:09	4:15-4:30	28.16054	-82.3943	66.61
17412	Point	10/5/2021	16:35:11	4:30-4:45	28.20958	-82.3753	70.28
17413	Point	10/5/2021	16:35:12	4:30-4:45	28.20934	-82.3755	70.11
17414	Point	10/5/2021	16:35:13	4:30-4:45	28.20911	-82.3757	69.06
17415	Point	10/5/2021	16:35:14	4:30-4:45	28.20887	-82.3758	68
17416	Point	10/5/2021	16:35:15	4:30-4:45	28.20865	-82.376	66.82
17417	Point	10/5/2021	16:35:16	4:30-4:45	28.20842	-82.3762	66.17
17418	Point	10/5/2021	16:35:17	4:30-4:45	28.20819	-82.3763	65.95
17419	Point	10/5/2021	16:35:18	4:30-4:45	28.20796	-82.3765	65.75
17420	Point	10/5/2021	16:35:19	4:30-4:45	28.20774	-82.3766	65.85
17421	Point	10/5/2021	16:35:20	4:30-4:45	28.20751	-82.3768	65.33
17422	Point	10/5/2021	16:35:21	4:30-4:45	28.20728	-82.3769	65.31
17423	Point	10/5/2021	16:35:22	4:30-4:45	28.20705	-82.3771	65.69
17424	Point	10/5/2021	16:35:23	4:30-4:45	28.20681	-82.3772	66
17425	Point	10/5/2021	16:35:24	4:30-4:45	28.20658	-82.3774	65.38
17426	Point	10/5/2021	16:35:25	4:30-4:45	28.20635	-82.3775	65.37
17427	Point	10/5/2021	16:35:26	4:30-4:45	28.20612	-82.3777	65.66
17428	Point	10/5/2021	16:35:27	4:30-4:45	28.20589	-82.3778	65.87
17429	Point	10/5/2021	16:35:28	4:30-4:45	28.20566	-82.3779	65.44
17430	Point	10/5/2021	16:35:29	4:30-4:45	28.20542	-82.3781	64.53
17431	Point	10/5/2021	16:35:30	4:30-4:45	28.20519	-82.3782	63.76
17432	Point	10/5/2021	16:35:31	4:30-4:45	28.20496	-82.3783	63.5
17433	Point	10/5/2021	16:35:32	4:30-4:45	28.20474	-82.3785	63.22
17434	Point	10/5/2021	16:35:33	4:30-4:45	28.20451	-82.3786	63.34
17435	Point	10/5/2021	16:35:34	4:30-4:45	28.20428	-82.3787	63.69
17436	Point	10/5/2021	16:35:35	4:30-4:45	28.20405	-82.3789	64.27
17437	Point	10/5/2021	16:35:36	4:30-4:45	28.20382	-82.379	64.73
17438	Point	10/5/2021	16:35:37	4:30-4:45	28.20358	-82.3791	65.24

DocuSign Envelope ID: 00F7F873-2213-453E-A7D6-7A719BA1E281

17439	Point	10/5/2021	16:35:38	4:30-4:45	28.20334	-82.3793	65.71
17440	Point	10/5/2021	16:35:39	4:30-4:45	28.2031	-82.3794	66.17
17441	Point	10/5/2021	16:35:40	4:30-4:45	28.20286	-82.3795	66.58
17442	Point	10/5/2021	16:35:41	4:30-4:45	28.20263	-82.3797	66.16
17443	Point	10/5/2021	16:35:42	4:30-4:45	28.20239	-82.3798	66.37
17444	Point	10/5/2021	16:35:43	4:30-4:45	28.20215	-82.38	66.62
17445	Point	10/5/2021	16:35:44	4:30-4:45	28.20191	-82.3801	66.98
17446	Point	10/5/2021	16:35:45	4:30-4:45	28.20167	-82.3802	67.12
17447	Point	10/5/2021	16:35:46	4:30-4:45	28.20143	-82.3804	66.27
17448	Point	10/5/2021	16:35:47	4:30-4:45	28.20119	-82.3805	66.21
17449	Point	10/5/2021	16:35:48	4:30-4:45	28.20095	-82.3806	66.16
17450	Point	10/5/2021	16:35:49	4:30-4:45	28.20071	-82.3808	66.22
17451	Point	10/5/2021	16:35:50	4:30-4:45	28.20047	-82.3809	66.51
17452	Point	10/5/2021	16:35:51	4:30-4:45	28.20023	-82.3811	66.82
17453	Point	10/5/2021	16:35:52	4:30-4:45	28.2	-82.3812	67.12
17454	Point	10/5/2021	16:35:53	4:30-4:45	28.19976	-82.3813	67.23
17455	Point	10/5/2021	16:35:54	4:30-4:45	28.19951	-82.3815	67.36
17456	Point	10/5/2021	16:35:55	4:30-4:45	28.19927	-82.3816	67.44
17457	Point	10/5/2021	16:35:56	4:30-4:45	28.19903	-82.3818	66.99
17458	Point	10/5/2021	16:35:57	4:30-4:45	28.19879	-82.3819	66.43
17459	Point	10/5/2021	16:35:58	4:30-4:45	28.19856	-82.382	66.16
17460	Point	10/5/2021	16:35:59	4:30-4:45	28.19832	-82.3822	66.05
17461	Point	10/5/2021	16:36:00	4:30-4:45	28.19808	-82.3823	66.01
17462	Point	10/5/2021	16:36:01	4:30-4:45	28.19784	-82.3824	65.83
17463	Point	10/5/2021	16:36:02	4:30-4:45	28.19761	-82.3826	65.6
17464	Point	10/5/2021	16:36:03	4:30-4:45	28.19737	-82.3827	65.41
17465	Point	10/5/2021	16:36:04	4:30-4:45	28.19714	-82.3828	65.26
17466	Point	10/5/2021	16:36:05	4:30-4:45	28.1969	-82.383	65.26
17467	Point	10/5/2021	16:36:06	4:30-4:45	28.19667	-82.3831	65.52
17468	Point	10/5/2021	16:36:07	4:30-4:45	28.19643	-82.3832	66
17469	Point	10/5/2021	16:36:08	4:30-4:45	28.19618	-82.3834	66.57
17470	Point	10/5/2021	16:36:09	4:30-4:45	28.19594	-82.3835	67.1
17471	Point	10/5/2021	16:36:10	4:30-4:45	28.19569	-82.3836	67.61
17472	Point	10/5/2021	16:36:11	4:30-4:45	28.19544	-82.3837	68.2
17473	Point	10/5/2021	16:36:12	4:30-4:45	28.19518	-82.3839	68.65
17474	Point	10/5/2021	16:36:13	4:30-4:45	28.19492	-82.384	69.1
17475	Point	10/5/2021	16:36:14	4:30-4:45	28.19466	-82.3841	69.48
17476	Point	10/5/2021	16:36:15	4:30-4:45	28.1944	-82.3842	69.63
17477	Point	10/5/2021	16:36:16	4:30-4:45	28.19414	-82.3844	69.74
17478	Point	10/5/2021	16:36:17	4:30-4:45	28.19388	-82.3845	69.77
17479	Point	10/5/2021	16:36:18	4:30-4:45	28.19361	-82.3846	69.98
17480	Point	10/5/2021	16:36:19	4:30-4:45	28.19335	-82.3847	70.11
17481	Point	10/5/2021	16:36:20	4:30-4:45	28.19308	-82.3848	69.22
17482	Point	10/5/2021	16:36:21	4:30-4:45	28.19282	-82.385	69.18
17483	Point	10/5/2021	16:36:22	4:30-4:45	28.19255	-82.3851	69.32
17484	Point	10/5/2021	16:36:23	4:30-4:45	28.19229	-82.3852	69.51
17485	Point	10/5/2021	16:36:24	4:30-4:45	28.19203	-82.3853	69.74

DocuSign Envelope ID: 00F7F873-2213-453E-A7D6-7A719BA1E281

17486	Point	10/5/2021	16:36:25	4:30-4:45	28.19176	-82.3854	69.81
17487	Point	10/5/2021	16:36:26	4:30-4:45	28.1915	-82.3855	69.91
17488	Point	10/5/2021	16:36:27	4:30-4:45	28.19123	-82.3856	69.79
17489	Point	10/5/2021	16:36:28	4:30-4:45	28.19097	-82.3857	68.71
17490	Point	10/5/2021	16:36:29	4:30-4:45	28.19071	-82.3858	68.28
17491	Point	10/5/2021	16:36:30	4:30-4:45	28.19046	-82.3859	68.22
17492	Point	10/5/2021	16:36:31	4:30-4:45	28.1902	-82.3861	68.38
17493	Point	10/5/2021	16:36:32	4:30-4:45	28.18994	-82.3862	68.63
17494	Point	10/5/2021	16:36:33	4:30-4:45	28.18968	-82.3863	68.9
17495	Point	10/5/2021	16:36:34	4:30-4:45	28.18941	-82.3864	69.12
17496	Point	10/5/2021	16:36:35	4:30-4:45	28.18915	-82.3865	69.34
17497	Point	10/5/2021	16:36:36	4:30-4:45	28.18889	-82.3866	69.58
17498	Point	10/5/2021	16:36:37	4:30-4:45	28.18863	-82.3867	69.73
17499	Point	10/5/2021	16:36:38	4:30-4:45	28.18836	-82.3868	69.7
17500	Point	10/5/2021	16:36:39	4:30-4:45	28.1881	-82.3869	69.11
17501	Point	10/5/2021	16:36:40	4:30-4:45	28.18784	-82.3871	69.21
17502	Point	10/5/2021	16:36:41	4:30-4:45	28.18758	-82.3872	69.34
17503	Point	10/5/2021	16:36:42	4:30-4:45	28.18732	-82.3873	69.57
17504	Point	10/5/2021	16:36:43	4:30-4:45	28.18705	-82.3874	69.81
17505	Point	10/5/2021	16:36:44	4:30-4:45	28.18679	-82.3875	70.06
17506	Point	10/5/2021	16:36:45	4:30-4:45	28.18653	-82.3876	70.35
17507	Point	10/5/2021	16:36:46	4:30-4:45	28.18626	-82.3877	70.61
17508	Point	10/5/2021	16:36:47	4:30-4:45	28.186	-82.3878	70.71
17509	Point	10/5/2021	16:36:48	4:30-4:45	28.18573	-82.388	69.79
17510	Point	10/5/2021	16:36:49	4:30-4:45	28.18547	-82.3881	68.74
17511	Point	10/5/2021	16:36:50	4:30-4:45	28.18522	-82.3882	67.7
17512	Point	10/5/2021	16:36:51	4:30-4:45	28.18497	-82.3883	67.13
17513	Point	10/5/2021	16:36:52	4:30-4:45	28.18471	-82.3884	67.55
17514	Point	10/5/2021	16:36:53	4:30-4:45	28.18445	-82.3885	68.52
17515	Point	10/5/2021	16:36:54	4:30-4:45	28.18419	-82.3886	69.72
17516	Point	10/5/2021	16:36:55	4:30-4:45	28.18392	-82.3887	70.72
17517	Point	10/5/2021	16:36:56	4:30-4:45	28.18365	-82.3888	71.75
17518	Point	10/5/2021	16:36:57	4:30-4:45	28.18338	-82.3889	72.51
17519	Point	10/5/2021	16:36:58	4:30-4:45	28.1831	-82.3891	73.34
17520	Point	10/5/2021	16:36:59	4:30-4:45	28.18283	-82.3892	73.87
17521	Point	10/5/2021	16:37:00	4:30-4:45	28.18255	-82.3893	74.21
17522	Point	10/5/2021	16:37:01	4:30-4:45	28.18226	-82.3894	74.83
17523	Point	10/5/2021	16:37:02	4:30-4:45	28.18198	-82.3895	75.35
17524	Point	10/5/2021	16:37:03	4:30-4:45	28.18169	-82.3896	76.07
17525	Point	10/5/2021	16:37:04	4:30-4:45	28.1814	-82.3898	76.57
17526	Point	10/5/2021	16:37:05	4:30-4:45	28.18111	-82.3899	77.05
17527	Point	10/5/2021	16:37:06	4:30-4:45	28.18082	-82.39	77.61
17528	Point	10/5/2021	16:37:07	4:30-4:45	28.18053	-82.3901	78.01
17529	Point	10/5/2021	16:37:08	4:30-4:45	28.18024	-82.3903	77.15
17530	Point	10/5/2021	16:37:09	4:30-4:45	28.17995	-82.3904	76.18
17531	Point	10/5/2021	16:37:10	4:30-4:45	28.17966	-82.3905	76.36
17532	Point	10/5/2021	16:37:11	4:30-4:45	28.17937	-82.3906	76.57

DocuSign Envelope ID: 00F7F873-2213-453E-A7D6-7A719BA1E281

17533	Point	10/5/2021	16:37:12	4:30-4:45	28.17908	-82.3908	76.82
17534	Point	10/5/2021	16:37:13	4:30-4:45	28.1788	-82.3909	76.82
17535	Point	10/5/2021	16:37:14	4:30-4:45	28.17851	-82.391	76.61
17536	Point	10/5/2021	16:37:15	4:30-4:45	28.17822	-82.3911	76.42
17537	Point	10/5/2021	16:37:16	4:30-4:45	28.17793	-82.3913	76.29
17538	Point	10/5/2021	16:37:17	4:30-4:45	28.17764	-82.3914	76.29
17539	Point	10/5/2021	16:37:18	4:30-4:45	28.17735	-82.3915	76.23
17540	Point	10/5/2021	16:37:19	4:30-4:45	28.17706	-82.3916	76.33
17541	Point	10/5/2021	16:37:20	4:30-4:45	28.17677	-82.3918	76.48
17542	Point	10/5/2021	16:37:21	4:30-4:45	28.17649	-82.3919	76.51
17543	Point	10/5/2021	16:37:22	4:30-4:45	28.17619	-82.392	76.54
17544	Point	10/5/2021	16:37:23	4:30-4:45	28.1759	-82.3921	76.55
17545	Point	10/5/2021	16:37:24	4:30-4:45	28.17561	-82.3922	75.83
17546	Point	10/5/2021	16:37:25	4:30-4:45	28.17533	-82.3924	75.32
17547	Point	10/5/2021	16:37:26	4:30-4:45	28.17504	-82.3925	75.24
17548	Point	10/5/2021	16:37:27	4:30-4:45	28.17475	-82.3926	75.31
17549	Point	10/5/2021	16:37:28	4:30-4:45	28.17446	-82.3927	75.37
17550	Point	10/5/2021	16:37:29	4:30-4:45	28.17418	-82.3928	75.3
17551	Point	10/5/2021	16:37:30	4:30-4:45	28.17389	-82.393	74.28
17552	Point	10/5/2021	16:37:31	4:30-4:45	28.17361	-82.3931	73.24
17553	Point	10/5/2021	16:37:32	4:30-4:45	28.17334	-82.3932	73.46
17554	Point	10/5/2021	16:37:33	4:30-4:45	28.17306	-82.3933	73.7
17555	Point	10/5/2021	16:37:34	4:30-4:45	28.17278	-82.3934	72.84
17556	Point	10/5/2021	16:37:35	4:30-4:45	28.17251	-82.3935	71.61
17557	Point	10/5/2021	16:37:36	4:30-4:45	28.17224	-82.3937	71.38
17558	Point	10/5/2021	16:37:37	4:30-4:45	28.17197	-82.3938	71.48
17559	Point	10/5/2021	16:37:38	4:30-4:45	28.1717	-82.3939	71.7
17560	Point	10/5/2021	16:37:39	4:30-4:45	28.17143	-82.394	71.79
17561	Point	10/5/2021	16:37:40	4:30-4:45	28.17116	-82.3941	71.67
17562	Point	10/5/2021	16:37:41	4:30-4:45	28.17089	-82.3942	71.73
17563	Point	10/5/2021	16:37:42	4:30-4:45	28.17061	-82.3943	72.01
17564	Point	10/5/2021	16:37:43	4:30-4:45	28.17033	-82.3944	72.52
17565	Point	10/5/2021	16:37:44	4:30-4:45	28.17005	-82.3945	72.96
17566	Point	10/5/2021	16:37:45	4:30-4:45	28.16977	-82.3946	73.26
17567	Point	10/5/2021	16:37:46	4:30-4:45	28.16948	-82.3947	73.44
17568	Point	10/5/2021	16:37:47	4:30-4:45	28.16919	-82.3948	73.74
17569	Point	10/5/2021	16:37:48	4:30-4:45	28.16891	-82.3948	73.97
17570	Point	10/5/2021	16:37:49	4:30-4:45	28.16862	-82.3949	74.25
17571	Point	10/5/2021	16:37:50	4:30-4:45	28.16832	-82.395	74.72
17572	Point	10/5/2021	16:37:51	4:30-4:45	28.16802	-82.395	75.02
17573	Point	10/5/2021	16:37:52	4:30-4:45	28.16772	-82.3951	75.26
17574	Point	10/5/2021	16:37:53	4:30-4:45	28.16742	-82.3951	75.5
17575	Point	10/5/2021	16:37:54	4:30-4:45	28.16712	-82.3952	75.7
17576	Point	10/5/2021	16:37:55	4:30-4:45	28.16681	-82.3952	75.79
17577	Point	10/5/2021	16:37:56	4:30-4:45	28.1665	-82.3952	75.98
17578	Point	10/5/2021	16:37:57	4:30-4:45	28.1662	-82.3952	76.06
17579	Point	10/5/2021	16:37:58	4:30-4:45	28.16589	-82.3952	76.1

DocuSign Envelope ID: 00F7F873-2213-453E-A7D6-7A719BA1E281

17580	Point	10/5/2021	16:37:59	4:30-4:45	28.16558	-82.3953	76.19
17581	Point	10/5/2021	16:38:00	4:30-4:45	28.16528	-82.3952	76.22
17582	Point	10/5/2021	16:38:01	4:30-4:45	28.16497	-82.3952	76.5
17583	Point	10/5/2021	16:38:02	4:30-4:45	28.16465	-82.3952	76.71
17584	Point	10/5/2021	16:38:03	4:30-4:45	28.16434	-82.3952	76.87
17585	Point	10/5/2021	16:38:04	4:30-4:45	28.16403	-82.3952	76.99
17586	Point	10/5/2021	16:38:05	4:30-4:45	28.16373	-82.3951	76.55
17587	Point	10/5/2021	16:38:06	4:30-4:45	28.16342	-82.3951	75.98
17588	Point	10/5/2021	16:38:07	4:30-4:45	28.16312	-82.3951	76
17589	Point	10/5/2021	16:38:08	4:30-4:45	28.16281	-82.395	76.03
17590	Point	10/5/2021	16:38:09	4:30-4:45	28.16251	-82.3949	75.08
17591	Point	10/5/2021	16:38:10	4:30-4:45	28.16222	-82.3949	74.72
17592	Point	10/5/2021	16:38:11	4:30-4:45	28.16192	-82.3948	74.68
17593	Point	10/5/2021	16:38:12	4:30-4:45	28.16163	-82.3947	74.81
17594	Point	10/5/2021	16:38:13	4:30-4:45	28.16134	-82.3946	74.98
17595	Point	10/5/2021	16:38:14	4:30-4:45	28.16105	-82.3945	75.18
17596	Point	10/5/2021	16:38:15	4:30-4:45	28.16076	-82.3944	75.39
17597	Point	10/5/2021	16:38:16	4:30-4:45	28.16047	-82.3943	75.62
995	Point	10/5/2021	16:38:17	4:30-4:45	28.20973	-82.3752	56.55
996	Point	10/5/2021	16:38:18	4:30-4:45	28.20953	-82.3753	57.33
997	Point	10/5/2021	16:38:19	4:30-4:45	28.20934	-82.3755	56.81
998	Point	10/5/2021	16:38:20	4:30-4:45	28.20915	-82.3756	56.34
999	Point	10/5/2021	16:38:21	4:30-4:45	28.20896	-82.3758	56.15
1000	Point	10/5/2021	16:38:22	4:30-4:45	28.20877	-82.3759	56.5
1001	Point	10/5/2021	16:38:23	4:30-4:45	28.20857	-82.376	56.34
1002	Point	10/5/2021	16:38:24	4:30-4:45	28.20839	-82.3762	56.02
1003	Point	10/5/2021	16:38:25	4:30-4:45	28.20819	-82.3763	55.96
1004	Point	10/5/2021	16:38:26	4:30-4:45	28.208	-82.3764	55.78
1005	Point	10/5/2021	16:38:27	4:30-4:45	28.20781	-82.3766	55.71
1006	Point	10/5/2021	16:38:28	4:30-4:45	28.20761	-82.3767	55.91
1007	Point	10/5/2021	16:38:29	4:30-4:45	28.20742	-82.3768	55.59
1008	Point	10/5/2021	16:38:30	4:30-4:45	28.20723	-82.377	55.15
1009	Point	10/5/2021	16:38:31	4:30-4:45	28.20704	-82.3771	54.95
1010	Point	10/5/2021	16:38:32	4:30-4:45	28.20685	-82.3772	55.06
1011	Point	10/5/2021	16:38:33	4:30-4:45	28.20665	-82.3773	55.43
1012	Point	10/5/2021	16:38:34	4:30-4:45	28.20645	-82.3774	55.92
1013	Point	10/5/2021	16:38:35	4:30-4:45	28.20626	-82.3776	56.04
1014	Point	10/5/2021	16:38:36	4:30-4:45	28.20606	-82.3777	56.18
1015	Point	10/5/2021	16:38:37	4:30-4:45	28.20586	-82.3778	55.83
1016	Point	10/5/2021	16:38:38	4:30-4:45	28.20566	-82.3779	55.8
1017	Point	10/5/2021	16:38:39	4:30-4:45	28.20546	-82.378	55.58
1018	Point	10/5/2021	16:38:40	4:30-4:45	28.20526	-82.3782	55.88
1019	Point	10/5/2021	16:38:41	4:30-4:45	28.20506	-82.3783	55.68
1020	Point	10/5/2021	16:38:42	4:30-4:45	28.20486	-82.3784	55.95
1021	Point	10/5/2021	16:38:43	4:30-4:45	28.20466	-82.3785	56.22
1022	Point	10/5/2021	16:38:44	4:30-4:45	28.20446	-82.3786	56.23
1023	Point	10/5/2021	16:38:45	4:30-4:45	28.20426	-82.3787	56.08

DocuSign Envelope ID: 00F7F873-2213-453E-A7D6-7A719BA1E281

1024	Point	10/5/2021	16:38:46	4:30-4:45	28.20406	-82.3789	55.73
1025	Point	10/5/2021	16:38:47	4:30-4:45	28.20386	-82.379	55.6
1026	Point	10/5/2021	16:38:48	4:30-4:45	28.20366	-82.3791	55.66
1027	Point	10/5/2021	16:38:49	4:30-4:45	28.20346	-82.3792	56.09
1028	Point	10/5/2021	16:38:50	4:30-4:45	28.20326	-82.3793	56.46
1029	Point	10/5/2021	16:38:51	4:30-4:45	28.20306	-82.3794	56.22
1030	Point	10/5/2021	16:38:52	4:30-4:45	28.20286	-82.3795	55.9
1031	Point	10/5/2021	16:38:53	4:30-4:45	28.20266	-82.3796	55.53
1032	Point	10/5/2021	16:38:54	4:30-4:45	28.20246	-82.3798	55.36
1033	Point	10/5/2021	16:38:55	4:30-4:45	28.20226	-82.3799	55.62
1034	Point	10/5/2021	16:38:56	4:30-4:45	28.20206	-82.38	55.73
1035	Point	10/5/2021	16:38:57	4:30-4:45	28.20186	-82.3801	55.29
1036	Point	10/5/2021	16:38:58	4:30-4:45	28.20166	-82.3802	54.6
1037	Point	10/5/2021	16:38:59	4:30-4:45	28.20147	-82.3803	53.74
1038	Point	10/5/2021	16:39:00	4:30-4:45	28.20127	-82.3804	53.84
1039	Point	10/5/2021	16:39:01	4:30-4:45	28.20108	-82.3806	54.37
1040	Point	10/5/2021	16:39:02	4:30-4:45	28.20088	-82.3807	54.81
1041	Point	10/5/2021	16:39:03	4:30-4:45	28.20068	-82.3808	55.54
1042	Point	10/5/2021	16:39:04	4:30-4:45	28.20047	-82.3809	56.33
1043	Point	10/5/2021	16:39:05	4:30-4:45	28.20027	-82.381	56.79
1044	Point	10/5/2021	16:39:06	4:30-4:45	28.20006	-82.3811	56.8
1045	Point	10/5/2021	16:39:07	4:30-4:45	28.19986	-82.3812	56.58
1046	Point	10/5/2021	16:39:08	4:30-4:45	28.19966	-82.3813	55.9
1047	Point	10/5/2021	16:39:09	4:30-4:45	28.19946	-82.3815	54.86
1048	Point	10/5/2021	16:39:10	4:30-4:45	28.19926	-82.3816	55.08
1049	Point	10/5/2021	16:39:11	4:30-4:45	28.19906	-82.3817	55.55
1050	Point	10/5/2021	16:39:12	4:30-4:45	28.19886	-82.3818	55.96
1051	Point	10/5/2021	16:39:13	4:30-4:45	28.19867	-82.3819	56.05
1052	Point	10/5/2021	16:39:14	4:30-4:45	28.19847	-82.3821	55.88
1053	Point	10/5/2021	16:39:15	4:30-4:45	28.19827	-82.3822	55.68
1054	Point	10/5/2021	16:39:16	4:30-4:45	28.19807	-82.3823	55.31
1055	Point	10/5/2021	16:39:17	4:30-4:45	28.19787	-82.3824	54.94
1056	Point	10/5/2021	16:39:18	4:30-4:45	28.19767	-82.3825	54.62
1057	Point	10/5/2021	16:39:19	4:30-4:45	28.19748	-82.3826	54.79
1058	Point	10/5/2021	16:39:20	4:30-4:45	28.19728	-82.3827	55.12
1059	Point	10/5/2021	16:39:21	4:30-4:45	28.19708	-82.3829	55.51
1060	Point	10/5/2021	16:39:22	4:30-4:45	28.19688	-82.383	56.05
1061	Point	10/5/2021	16:39:23	4:30-4:45	28.19668	-82.3831	56.07
1062	Point	10/5/2021	16:39:24	4:30-4:45	28.19648	-82.3832	55.33
1063	Point	10/5/2021	16:39:25	4:30-4:45	28.19627	-82.3833	55.59
1064	Point	10/5/2021	16:39:26	4:30-4:45	28.19607	-82.3834	55.82
1065	Point	10/5/2021	16:39:27	4:30-4:45	28.19587	-82.3835	55.5
1066	Point	10/5/2021	16:39:28	4:30-4:45	28.19566	-82.3836	55.52
1067	Point	10/5/2021	16:39:29	4:30-4:45	28.19546	-82.3837	56.17
1068	Point	10/5/2021	16:39:30	4:30-4:45	28.19525	-82.3838	55.94
1069	Point	10/5/2021	16:39:31	4:30-4:45	28.19504	-82.3839	55.67
1070	Point	10/5/2021	16:39:32	4:30-4:45	28.19484	-82.384	55.16

DocuSign Envelope ID: 00F7F873-2213-453E-A7D6-7A719BA1E281

1071	Point	10/5/2021	16:39:33	4:30-4:45	28.19464	-82.3841	54.72
1072	Point	10/5/2021	16:39:34	4:30-4:45	28.19443	-82.3842	54.9
1073	Point	10/5/2021	16:39:35	4:30-4:45	28.19423	-82.3843	55.47
1074	Point	10/5/2021	16:39:36	4:30-4:45	28.19402	-82.3844	56
1075	Point	10/5/2021	16:39:37	4:30-4:45	28.19381	-82.3845	56
1076	Point	10/5/2021	16:39:38	4:30-4:45	28.1936	-82.3846	56.04
1077	Point	10/5/2021	16:39:39	4:30-4:45	28.19338	-82.3847	56.09
1078	Point	10/5/2021	16:39:40	4:30-4:45	28.19317	-82.3848	56.07
1079	Point	10/5/2021	16:39:41	4:30-4:45	28.19296	-82.3849	55.93
1080	Point	10/5/2021	16:39:42	4:30-4:45	28.19274	-82.385	56.73
1081	Point	10/5/2021	16:39:43	4:30-4:45	28.19253	-82.3851	56.49
1082	Point	10/5/2021	16:39:44	4:30-4:45	28.19232	-82.3852	56.03
1083	Point	10/5/2021	16:39:45	4:30-4:45	28.19211	-82.3853	55.85
1084	Point	10/5/2021	16:39:46	4:30-4:45	28.19189	-82.3854	56.17
1085	Point	10/5/2021	16:39:47	4:30-4:45	28.19168	-82.3854	56.1
1086	Point	10/5/2021	16:39:48	4:30-4:45	28.19147	-82.3855	56.05
1087	Point	10/5/2021	16:39:49	4:30-4:45	28.19126	-82.3856	56.2
1088	Point	10/5/2021	16:39:50	4:30-4:45	28.19105	-82.3857	56.29
1089	Point	10/5/2021	16:39:51	4:30-4:45	28.19083	-82.3858	56.63
1090	Point	10/5/2021	16:39:52	4:30-4:45	28.19062	-82.3859	56.48
1091	Point	10/5/2021	16:39:53	4:30-4:45	28.19041	-82.386	55.97
1092	Point	10/5/2021	16:39:54	4:30-4:45	28.1902	-82.3861	55.91
1093	Point	10/5/2021	16:39:55	4:30-4:45	28.18999	-82.3862	56.3
1094	Point	10/5/2021	16:39:56	4:30-4:45	28.18977	-82.3863	56.2
1095	Point	10/5/2021	16:39:57	4:30-4:45	28.18956	-82.3863	55.68
1096	Point	10/5/2021	16:39:58	4:30-4:45	28.18935	-82.3864	55.85
1097	Point	10/5/2021	16:39:59	4:30-4:45	28.18914	-82.3865	55.71
1098	Point	10/5/2021	16:40:00	4:30-4:45	28.18893	-82.3866	55.51
1099	Point	10/5/2021	16:40:01	4:30-4:45	28.18872	-82.3867	55.23
1100	Point	10/5/2021	16:40:02	4:30-4:45	28.18851	-82.3868	55.38
1101	Point	10/5/2021	16:40:03	4:30-4:45	28.1883	-82.3869	55.46
1102	Point	10/5/2021	16:40:04	4:30-4:45	28.18808	-82.387	55.98
1103	Point	10/5/2021	16:40:05	4:30-4:45	28.18787	-82.3871	56.66
1104	Point	10/5/2021	16:40:06	4:30-4:45	28.18765	-82.3872	57.56
1105	Point	10/5/2021	16:40:07	4:30-4:45	28.18744	-82.3872	57.96
1106	Point	10/5/2021	16:40:08	4:30-4:45	28.18721	-82.3873	57.75
1107	Point	10/5/2021	16:40:09	4:30-4:45	28.187	-82.3874	56.08
1108	Point	10/5/2021	16:40:10	4:30-4:45	28.1868	-82.3875	55.17
1109	Point	10/5/2021	16:40:11	4:30-4:45	28.18659	-82.3876	55.23
1110	Point	10/5/2021	16:40:12	4:30-4:45	28.18638	-82.3877	56.02
1111	Point	10/5/2021	16:40:13	4:30-4:45	28.18617	-82.3878	56.08
1112	Point	10/5/2021	16:40:14	4:30-4:45	28.18596	-82.3879	55.66
1113	Point	10/5/2021	16:40:15	4:30-4:45	28.18574	-82.388	55.42
1114	Point	10/5/2021	16:40:16	4:30-4:45	28.18554	-82.3881	55.09
1115	Point	10/5/2021	16:40:17	4:30-4:45	28.18533	-82.3881	55.19
1116	Point	10/5/2021	16:40:18	4:30-4:45	28.18512	-82.3882	55.38
1117	Point	10/5/2021	16:40:19	4:30-4:45	28.1849	-82.3883	55.81

DocuSign Envelope ID: 00F7F873-2213-453E-A7D6-7A719BA1E281

1118	Point	10/5/2021	16:40:20	4:30-4:45	28.18469	-82.3884	55.45
1119	Point	10/5/2021	16:40:21	4:30-4:45	28.18448	-82.3885	55.3
1120	Point	10/5/2021	16:40:22	4:30-4:45	28.18428	-82.3886	54.92
1121	Point	10/5/2021	16:40:23	4:30-4:45	28.18407	-82.3887	54.91
1122	Point	10/5/2021	16:40:24	4:30-4:45	28.18386	-82.3888	54.79
1123	Point	10/5/2021	16:40:25	4:30-4:45	28.18365	-82.3889	54.75
1124	Point	10/5/2021	16:40:26	4:30-4:45	28.18345	-82.3889	54.95
1125	Point	10/5/2021	16:40:27	4:30-4:45	28.18324	-82.389	55.14
1126	Point	10/5/2021	16:40:28	4:30-4:45	28.18303	-82.3891	55.35
1127	Point	10/5/2021	16:40:29	4:30-4:45	28.18282	-82.3892	55.23
1128	Point	10/5/2021	16:40:30	4:30-4:45	28.18261	-82.3893	55.1
1129	Point	10/5/2021	16:40:31	4:30-4:45	28.18241	-82.3894	54.83
1130	Point	10/5/2021	16:40:32	4:30-4:45	28.1822	-82.3895	54.75
1131	Point	10/5/2021	16:40:33	4:30-4:45	28.18199	-82.3895	55.32
1132	Point	10/5/2021	16:40:34	4:30-4:45	28.18178	-82.3896	55.56
1133	Point	10/5/2021	16:40:35	4:30-4:45	28.18157	-82.3897	55.71
1134	Point	10/5/2021	16:40:36	4:30-4:45	28.18136	-82.3898	56.04
1135	Point	10/5/2021	16:40:37	4:30-4:45	28.18115	-82.3899	56.34
1136	Point	10/5/2021	16:40:38	4:30-4:45	28.18093	-82.39	56.22
1137	Point	10/5/2021	16:40:39	4:30-4:45	28.18072	-82.3901	55.92
1138	Point	10/5/2021	16:40:40	4:30-4:45	28.18052	-82.3902	55.45
1139	Point	10/5/2021	16:40:41	4:30-4:45	28.18031	-82.3903	55.44
1140	Point	10/5/2021	16:40:42	4:30-4:45	28.1801	-82.3904	55.65
1141	Point	10/5/2021	16:40:43	4:30-4:45	28.17989	-82.3904	55.61
1142	Point	10/5/2021	16:40:44	4:30-4:45	28.17968	-82.3905	55.25
1143	Point	10/5/2021	16:40:45	4:30-4:45	28.17947	-82.3906	55.14
1144	Point	10/5/2021	16:40:46	4:30-4:45	28.17926	-82.3907	55.59
1145	Point	10/5/2021	16:40:47	4:30-4:45	28.17905	-82.3908	56.26
1146	Point	10/5/2021	16:40:48	4:30-4:45	28.17884	-82.3909	56.25
1147	Point	10/5/2021	16:40:49	4:30-4:45	28.17862	-82.391	56.24
1148	Point	10/5/2021	16:40:50	4:30-4:45	28.17841	-82.3911	55.84
1149	Point	10/5/2021	16:40:51	4:30-4:45	28.1782	-82.3912	55.84
1150	Point	10/5/2021	16:40:52	4:30-4:45	28.17799	-82.3912	55.91
1151	Point	10/5/2021	16:40:53	4:30-4:45	28.17778	-82.3913	56.26
1152	Point	10/5/2021	16:40:54	4:30-4:45	28.17756	-82.3914	56.35
1153	Point	10/5/2021	16:40:55	4:30-4:45	28.17736	-82.3915	55.76
1154	Point	10/5/2021	16:40:56	4:30-4:45	28.17714	-82.3916	55.75
1155	Point	10/5/2021	16:40:57	4:30-4:45	28.17693	-82.3917	56.07
1156	Point	10/5/2021	16:40:58	4:30-4:45	28.17672	-82.3918	56.54
1157	Point	10/5/2021	16:40:59	4:30-4:45	28.1765	-82.3919	56.67
1158	Point	10/5/2021	16:41:00	4:30-4:45	28.17629	-82.392	56.18
1159	Point	10/5/2021	16:41:01	4:30-4:45	28.17607	-82.3921	56.19
1160	Point	10/5/2021	16:41:02	4:30-4:45	28.17586	-82.3921	56.02
1161	Point	10/5/2021	16:41:03	4:30-4:45	28.17565	-82.3922	55.86
1162	Point	10/5/2021	16:41:04	4:30-4:45	28.17544	-82.3923	55.84
1163	Point	10/5/2021	16:41:05	4:30-4:45	28.17523	-82.3924	55.76
1164	Point	10/5/2021	16:41:06	4:30-4:45	28.17502	-82.3925	55.33

DocuSign Envelope ID: 00F7F873-2213-453E-A7D6-7A719BA1E281

1165	Point	10/5/2021	16:41:07	4:30-4:45	28.17481	-82.3926	55.01
1166	Point	10/5/2021	16:41:08	4:30-4:45	28.1746	-82.3927	55.37
1167	Point	10/5/2021	16:41:09	4:30-4:45	28.17439	-82.3928	55.88
1168	Point	10/5/2021	16:41:10	4:30-4:45	28.17418	-82.3929	56.07
1169	Point	10/5/2021	16:41:11	4:30-4:45	28.17397	-82.393	56
1170	Point	10/5/2021	16:41:12	4:30-4:45	28.17376	-82.393	55.89
1171	Point	10/5/2021	16:41:13	4:30-4:45	28.17355	-82.3931	55.81
1172	Point	10/5/2021	16:41:14	4:30-4:45	28.17333	-82.3932	55.98
1173	Point	10/5/2021	16:41:15	4:30-4:45	28.17312	-82.3933	56.34
1174	Point	10/5/2021	16:41:16	4:30-4:45	28.17291	-82.3934	56.11
1175	Point	10/5/2021	16:41:17	4:30-4:45	28.1727	-82.3935	55.74
1176	Point	10/5/2021	16:41:18	4:30-4:45	28.17249	-82.3936	55.03
1177	Point	10/5/2021	16:41:19	4:30-4:45	28.17229	-82.3937	54.99
1178	Point	10/5/2021	16:41:20	4:30-4:45	28.17207	-82.3938	55.58
1179	Point	10/5/2021	16:41:21	4:30-4:45	28.17187	-82.3938	55.44
1180	Point	10/5/2021	16:41:22	4:30-4:45	28.17166	-82.3939	55.31
1181	Point	10/5/2021	16:41:23	4:30-4:45	28.17145	-82.394	55.06
1182	Point	10/5/2021	16:41:24	4:30-4:45	28.17124	-82.3941	55.03
1183	Point	10/5/2021	16:41:25	4:30-4:45	28.17103	-82.3942	55
1184	Point	10/5/2021	16:41:26	4:30-4:45	28.17082	-82.3943	55.71
1185	Point	10/5/2021	16:41:27	4:30-4:45	28.17061	-82.3943	56.55
1186	Point	10/5/2021	16:41:28	4:30-4:45	28.17039	-82.3944	57.1
1187	Point	10/5/2021	16:41:29	4:30-4:45	28.17016	-82.3945	57.45
1188	Point	10/5/2021	16:41:30	4:30-4:45	28.16994	-82.3946	57.01
1189	Point	10/5/2021	16:41:31	4:30-4:45	28.16972	-82.3946	56.36
1190	Point	10/5/2021	16:41:32	4:30-4:45	28.1695	-82.3947	55.99
1191	Point	10/5/2021	16:41:33	4:30-4:45	28.16928	-82.3948	55.8
1192	Point	10/5/2021	16:41:34	4:30-4:45	28.16907	-82.3948	55.75
1193	Point	10/5/2021	16:41:35	4:30-4:45	28.16885	-82.3949	55.79
1194	Point	10/5/2021	16:41:36	4:30-4:45	28.16862	-82.3949	55.9
1195	Point	10/5/2021	16:41:37	4:30-4:45	28.1684	-82.395	56.11
1196	Point	10/5/2021	16:41:38	4:30-4:45	28.16818	-82.395	55.97
1197	Point	10/5/2021	16:41:39	4:30-4:45	28.16796	-82.3951	55.85
1198	Point	10/5/2021	16:41:40	4:30-4:45	28.16773	-82.3951	55.78
1199	Point	10/5/2021	16:41:41	4:30-4:45	28.16751	-82.3951	55.82
1200	Point	10/5/2021	16:41:42	4:30-4:45	28.16729	-82.3952	55.72
1201	Point	10/5/2021	16:41:43	4:30-4:45	28.16706	-82.3952	55.48
1202	Point	10/5/2021	16:41:44	4:30-4:45	28.16684	-82.3952	55.12
1203	Point	10/5/2021	16:41:45	4:30-4:45	28.16662	-82.3952	54.84
1204	Point	10/5/2021	16:41:46	4:30-4:45	28.1664	-82.3952	55
1205	Point	10/5/2021	16:41:47	4:30-4:45	28.16618	-82.3952	55.42
1206	Point	10/5/2021	16:41:48	4:30-4:45	28.16596	-82.3952	55.61
1207	Point	10/5/2021	16:41:49	4:30-4:45	28.16574	-82.3953	55.47
1208	Point	10/5/2021	16:41:50	4:30-4:45	28.16551	-82.3953	55.33
1209	Point	10/5/2021	16:41:51	4:30-4:45	28.16529	-82.3953	55.16
1210	Point	10/5/2021	16:41:52	4:30-4:45	28.16507	-82.3952	55.34
1211	Point	10/5/2021	16:41:53	4:30-4:45	28.16484	-82.3952	55.79

DocuSign Envelope ID: 00F7F873-2213-453E-A7D6-7A719BA1E281

1212	Point	10/5/2021	16:41:54	4:30-4:45	28.16461	-82.3952	56.14
1213	Point	10/5/2021	16:41:55	4:30-4:45	28.1644	-82.3952	55.9
1214	Point	10/5/2021	16:41:56	4:30-4:45	28.16417	-82.3952	56.17
1215	Point	10/5/2021	16:41:57	4:30-4:45	28.16395	-82.3952	56.19
1216	Point	10/5/2021	16:41:58	4:30-4:45	28.16372	-82.3951	56.68
1217	Point	10/5/2021	16:41:59	4:30-4:45	28.16349	-82.3951	56.77
1218	Point	10/5/2021	16:42:00	4:30-4:45	28.16327	-82.3951	56.6
1219	Point	10/5/2021	16:42:01	4:30-4:45	28.16304	-82.395	56.32
1220	Point	10/5/2021	16:42:02	4:30-4:45	28.16281	-82.395	56.13
1221	Point	10/5/2021	16:42:03	4:30-4:45	28.16259	-82.3949	55.76
1222	Point	10/5/2021	16:42:04	4:30-4:45	28.16238	-82.3949	55.58
1223	Point	10/5/2021	16:42:05	4:30-4:45	28.16216	-82.3948	55.51
1224	Point	10/5/2021	16:42:06	4:30-4:45	28.16194	-82.3948	55.22
1225	Point	10/5/2021	16:42:07	4:30-4:45	28.16172	-82.3947	54.97
1226	Point	10/5/2021	16:42:08	4:30-4:45	28.1615	-82.3947	55.27
1227	Point	10/5/2021	16:42:09	4:30-4:45	28.16129	-82.3946	55.15
1228	Point	10/5/2021	16:42:10	4:30-4:45	28.16107	-82.3945	55.12
1229	Point	10/5/2021	16:42:11	4:30-4:45	28.16086	-82.3945	54.97
1230	Point	10/5/2021	16:42:12	4:30-4:45	28.16065	-82.3944	55.69
1231	Point	10/5/2021	16:42:13	4:30-4:45	28.16043	-82.3943	55.96
10748	Point	10/5/2021	16:43:40	4:30-4:45	28.20974	-82.3752	66.42
10749	Point	10/5/2021	16:43:41	4:30-4:45	28.20952	-82.3753	66.43
10750	Point	10/5/2021	16:43:42	4:30-4:45	28.20929	-82.3755	66.48
10751	Point	10/5/2021	16:43:43	4:30-4:45	28.20907	-82.3757	66.95
10752	Point	10/5/2021	16:43:44	4:30-4:45	28.20884	-82.3758	67.28
10753	Point	10/5/2021	16:43:45	4:30-4:45	28.20861	-82.376	67.31
10754	Point	10/5/2021	16:43:46	4:30-4:45	28.20838	-82.3762	67.32
10755	Point	10/5/2021	16:43:47	4:30-4:45	28.20815	-82.3763	67.27
10756	Point	10/5/2021	16:43:48	4:30-4:45	28.20792	-82.3765	67.3
10757	Point	10/5/2021	16:43:49	4:30-4:45	28.20769	-82.3766	66.72
10758	Point	10/5/2021	16:43:50	4:30-4:45	28.20746	-82.3768	67.93
10759	Point	10/5/2021	16:43:51	4:30-4:45	28.20722	-82.3769	67.71
10760	Point	10/5/2021	16:43:52	4:30-4:45	28.20699	-82.3771	67.67
10761	Point	10/5/2021	16:43:53	4:30-4:45	28.20675	-82.3773	67.41
10762	Point	10/5/2021	16:43:54	4:30-4:45	28.20652	-82.3774	66.93
10763	Point	10/5/2021	16:43:55	4:30-4:45	28.20628	-82.3776	67.3
10764	Point	10/5/2021	16:43:56	4:30-4:45	28.20604	-82.3777	67.08
10765	Point	10/5/2021	16:43:57	4:30-4:45	28.20581	-82.3778	66.79
10766	Point	10/5/2021	16:43:58	4:30-4:45	28.20557	-82.378	66.61
10767	Point	10/5/2021	16:43:59	4:30-4:45	28.20534	-82.3781	65.88
10768	Point	10/5/2021	16:44:00	4:30-4:45	28.2051	-82.3783	65.34
10769	Point	10/5/2021	16:44:01	4:30-4:45	28.20487	-82.3784	64.91
10770	Point	10/5/2021	16:44:02	4:30-4:45	28.20464	-82.3785	64.13
10771	Point	10/5/2021	16:44:03	4:30-4:45	28.20441	-82.3787	63.85
10772	Point	10/5/2021	16:44:04	4:30-4:45	28.20419	-82.3788	63.18
10773	Point	10/5/2021	16:44:05	4:30-4:45	28.20397	-82.3789	62.67
10774	Point	10/5/2021	16:44:06	4:30-4:45	28.20375	-82.3791	62.51

DocuSign Envelope ID: 00F7F873-2213-453E-A7D6-7A719BA1E281

10775	Point	10/5/2021	16:44:07	4:30-4:45	28.20352	-82.3792	61.92
10776	Point	10/5/2021	16:44:08	4:30-4:45	28.2033	-82.3793	62.24
10777	Point	10/5/2021	16:44:09	4:30-4:45	28.20308	-82.3794	62.07
10778	Point	10/5/2021	16:44:10	4:30-4:45	28.20286	-82.3796	61.81
10779	Point	10/5/2021	16:44:11	4:30-4:45	28.20264	-82.3797	61.31
10780	Point	10/5/2021	16:44:12	4:30-4:45	28.20243	-82.3798	60.33
10781	Point	10/5/2021	16:44:13	4:30-4:45	28.20221	-82.3799	60.52
10782	Point	10/5/2021	16:44:14	4:30-4:45	28.20199	-82.3801	60.34
10783	Point	10/5/2021	16:44:15	4:30-4:45	28.20178	-82.3802	59.94
10784	Point	10/5/2021	16:44:16	4:30-4:45	28.20156	-82.3803	59.95
10785	Point	10/5/2021	16:44:17	4:30-4:45	28.20135	-82.3804	60.08
10786	Point	10/5/2021	16:44:18	4:30-4:45	28.20112	-82.3805	60.68
10787	Point	10/5/2021	16:44:19	4:30-4:45	28.20091	-82.3807	61.07
10788	Point	10/5/2021	16:44:20	4:30-4:45	28.20067	-82.3808	61.53
10789	Point	10/5/2021	16:44:21	4:30-4:45	28.20044	-82.3809	62.51
10790	Point	10/5/2021	16:44:22	4:30-4:45	28.20021	-82.381	63.15
10791	Point	10/5/2021	16:44:23	4:30-4:45	28.19998	-82.3812	63.56
10792	Point	10/5/2021	16:44:24	4:30-4:45	28.19975	-82.3813	63.53
10793	Point	10/5/2021	16:44:25	4:30-4:45	28.19952	-82.3814	63.7
10794	Point	10/5/2021	16:44:26	4:30-4:45	28.19929	-82.3816	63.1
10795	Point	10/5/2021	16:44:27	4:30-4:45	28.19907	-82.3817	60.49
10796	Point	10/5/2021	16:44:28	4:30-4:45	28.19886	-82.3818	58.74
10797	Point	10/5/2021	16:44:29	4:30-4:45	28.19866	-82.3819	56.58
10798	Point	10/5/2021	16:44:30	4:30-4:45	28.19846	-82.382	54.61
10799	Point	10/5/2021	16:44:31	4:30-4:45	28.19827	-82.3821	52.82
10800	Point	10/5/2021	16:44:32	4:30-4:45	28.19808	-82.3822	51.44
10801	Point	10/5/2021	16:44:33	4:30-4:45	28.19791	-82.3823	49.84
10802	Point	10/5/2021	16:44:34	4:30-4:45	28.19774	-82.3824	48.85
10803	Point	10/5/2021	16:44:35	4:30-4:45	28.19756	-82.3825	48.71
10804	Point	10/5/2021	16:44:36	4:30-4:45	28.19739	-82.3827	48.97
10805	Point	10/5/2021	16:44:37	4:30-4:45	28.19722	-82.3828	49.2
10806	Point	10/5/2021	16:44:38	4:30-4:45	28.19703	-82.3829	50.08
10807	Point	10/5/2021	16:44:39	4:30-4:45	28.19685	-82.383	50.68
10808	Point	10/5/2021	16:44:40	4:30-4:45	28.19666	-82.3831	51.2
10809	Point	10/5/2021	16:44:41	4:30-4:45	28.19647	-82.3832	51.6
10810	Point	10/5/2021	16:44:42	4:30-4:45	28.19629	-82.3833	51.93
10811	Point	10/5/2021	16:44:43	4:30-4:45	28.1961	-82.3834	52.35
10812	Point	10/5/2021	16:44:44	4:30-4:45	28.19591	-82.3835	52.75
10813	Point	10/5/2021	16:44:45	4:30-4:45	28.19571	-82.3836	53.24
10814	Point	10/5/2021	16:44:46	4:30-4:45	28.19552	-82.3837	53.55
10815	Point	10/5/2021	16:44:47	4:30-4:45	28.19532	-82.3838	53.42
10816	Point	10/5/2021	16:44:48	4:30-4:45	28.19513	-82.3839	53.19
10817	Point	10/5/2021	16:44:49	4:30-4:45	28.19493	-82.384	52.71
10818	Point	10/5/2021	16:44:50	4:30-4:45	28.19474	-82.3841	51.92
10819	Point	10/5/2021	16:44:51	4:30-4:45	28.19455	-82.3842	51.52
10820	Point	10/5/2021	16:44:52	4:30-4:45	28.19436	-82.3843	51.53
10821	Point	10/5/2021	16:44:53	4:30-4:45	28.19417	-82.3844	51.57

DocuSign Envelope ID: 00F7F873-2213-453E-A7D6-7A719BA1E281

10822	Point	10/5/2021	16:44:54	4:30-4:45	28.19397	-82.3844	51.8
10823	Point	10/5/2021	16:44:55	4:30-4:45	28.19378	-82.3845	51.93
10824	Point	10/5/2021	16:44:56	4:30-4:45	28.19358	-82.3846	52.03
10825	Point	10/5/2021	16:44:57	4:30-4:45	28.19339	-82.3847	52.24
10826	Point	10/5/2021	16:44:58	4:30-4:45	28.19319	-82.3848	52.22
10827	Point	10/5/2021	16:44:59	4:30-4:45	28.193	-82.3849	51.78
10828	Point	10/5/2021	16:45:00	4:45-5:00	28.19281	-82.385	51.32
10829	Point	10/5/2021	16:45:01	4:45-5:00	28.19262	-82.385	50.93
10830	Point	10/5/2021	16:45:02	4:45-5:00	28.19243	-82.3851	50.85
10831	Point	10/5/2021	16:45:03	4:45-5:00	28.19224	-82.3852	51.08
10832	Point	10/5/2021	16:45:04	4:45-5:00	28.19205	-82.3853	50.92
10833	Point	10/5/2021	16:45:05	4:45-5:00	28.19185	-82.3854	51.29
10834	Point	10/5/2021	16:45:06	4:45-5:00	28.19166	-82.3855	51.91
10835	Point	10/5/2021	16:45:07	4:45-5:00	28.19146	-82.3855	52.77
10836	Point	10/5/2021	16:45:08	4:45-5:00	28.19126	-82.3856	53.35
10837	Point	10/5/2021	16:45:09	4:45-5:00	28.19106	-82.3857	53.58
10838	Point	10/5/2021	16:45:10	4:45-5:00	28.19085	-82.3858	53.71
10839	Point	10/5/2021	16:45:11	4:45-5:00	28.19065	-82.3859	53.45
10840	Point	10/5/2021	16:45:12	4:45-5:00	28.19045	-82.386	53.29
10841	Point	10/5/2021	16:45:13	4:45-5:00	28.19026	-82.3861	52.5
10842	Point	10/5/2021	16:45:14	4:45-5:00	28.19006	-82.3861	51.68
10843	Point	10/5/2021	16:45:15	4:45-5:00	28.18987	-82.3862	50.91
10844	Point	10/5/2021	16:45:16	4:45-5:00	28.18968	-82.3863	50.42
10845	Point	10/5/2021	16:45:17	4:45-5:00	28.18948	-82.3864	50.68
10846	Point	10/5/2021	16:45:18	4:45-5:00	28.18929	-82.3865	51.3
10847	Point	10/5/2021	16:45:19	4:45-5:00	28.18909	-82.3866	52.15
10848	Point	10/5/2021	16:45:20	4:45-5:00	28.18889	-82.3866	52.98
10849	Point	10/5/2021	16:45:21	4:45-5:00	28.18869	-82.3867	53.51
10850	Point	10/5/2021	16:45:22	4:45-5:00	28.18849	-82.3868	53.4
10851	Point	10/5/2021	16:45:23	4:45-5:00	28.18829	-82.3869	53.23
10852	Point	10/5/2021	16:45:24	4:45-5:00	28.18809	-82.387	53.1
10853	Point	10/5/2021	16:45:25	4:45-5:00	28.18789	-82.3871	53.21
10854	Point	10/5/2021	16:45:26	4:45-5:00	28.18769	-82.3872	52.99
10855	Point	10/5/2021	16:45:27	4:45-5:00	28.18749	-82.3872	52.92
10856	Point	10/5/2021	16:45:28	4:45-5:00	28.18729	-82.3873	52.85
10857	Point	10/5/2021	16:45:29	4:45-5:00	28.18708	-82.3874	53.09
10858	Point	10/5/2021	16:45:30	4:45-5:00	28.18688	-82.3875	53.1
10859	Point	10/5/2021	16:45:31	4:45-5:00	28.18668	-82.3876	52.95
10860	Point	10/5/2021	16:45:32	4:45-5:00	28.18648	-82.3877	52.88
10861	Point	10/5/2021	16:45:33	4:45-5:00	28.18628	-82.3877	52.95
10862	Point	10/5/2021	16:45:34	4:45-5:00	28.18608	-82.3878	53.1
10863	Point	10/5/2021	16:45:35	4:45-5:00	28.18588	-82.3879	53.09
10864	Point	10/5/2021	16:45:36	4:45-5:00	28.18568	-82.388	53.14
10865	Point	10/5/2021	16:45:37	4:45-5:00	28.18548	-82.3881	53.08
10866	Point	10/5/2021	16:45:38	4:45-5:00	28.18528	-82.3882	52.98
10867	Point	10/5/2021	16:45:39	4:45-5:00	28.18508	-82.3882	52.75
10868	Point	10/5/2021	16:45:40	4:45-5:00	28.18488	-82.3883	52.71

DocuSign Envelope ID: 00F7F873-2213-453E-A7D6-7A719BA1E281

10869	Point	10/5/2021	16:45:41	4:45-5:00	28.18468	-82.3884	52.65
10870	Point	10/5/2021	16:45:42	4:45-5:00	28.18449	-82.3885	52.24
10871	Point	10/5/2021	16:45:43	4:45-5:00	28.18429	-82.3886	51.79
10872	Point	10/5/2021	16:45:44	4:45-5:00	28.1841	-82.3887	51.38
10873	Point	10/5/2021	16:45:45	4:45-5:00	28.1839	-82.3887	51.39
10874	Point	10/5/2021	16:45:46	4:45-5:00	28.18371	-82.3888	51.46
10875	Point	10/5/2021	16:45:47	4:45-5:00	28.18351	-82.3889	51.35
10876	Point	10/5/2021	16:45:48	4:45-5:00	28.18332	-82.389	51.33
10877	Point	10/5/2021	16:45:49	4:45-5:00	28.18313	-82.3891	51.52
10878	Point	10/5/2021	16:45:50	4:45-5:00	28.18293	-82.3892	52.1
10879	Point	10/5/2021	16:45:51	4:45-5:00	28.18273	-82.3892	52.38
10880	Point	10/5/2021	16:45:52	4:45-5:00	28.18253	-82.3893	52.58
10881	Point	10/5/2021	16:45:53	4:45-5:00	28.18233	-82.3894	53.04
10882	Point	10/5/2021	16:45:54	4:45-5:00	28.18213	-82.3895	53.11
10883	Point	10/5/2021	16:45:55	4:45-5:00	28.18192	-82.3896	53.32
10884	Point	10/5/2021	16:45:56	4:45-5:00	28.18172	-82.3897	53.46
10885	Point	10/5/2021	16:45:57	4:45-5:00	28.18152	-82.3897	53.45
10886	Point	10/5/2021	16:45:58	4:45-5:00	28.18132	-82.3898	53.52
10887	Point	10/5/2021	16:45:59	4:45-5:00	28.18112	-82.3899	53.24
10888	Point	10/5/2021	16:46:00	4:45-5:00	28.18092	-82.39	52.84
10889	Point	10/5/2021	16:46:01	4:45-5:00	28.18072	-82.3901	52.37
10890	Point	10/5/2021	16:46:02	4:45-5:00	28.18053	-82.3902	51.88
10891	Point	10/5/2021	16:46:03	4:45-5:00	28.18034	-82.3903	51.21
10892	Point	10/5/2021	16:46:04	4:45-5:00	28.18014	-82.3903	50.85
10893	Point	10/5/2021	16:46:05	4:45-5:00	28.17995	-82.3904	50.39
10894	Point	10/5/2021	16:46:06	4:45-5:00	28.17976	-82.3905	50.17
10895	Point	10/5/2021	16:46:07	4:45-5:00	28.17957	-82.3906	50.51
10896	Point	10/5/2021	16:46:08	4:45-5:00	28.17938	-82.3907	51.04
10897	Point	10/5/2021	16:46:09	4:45-5:00	28.17918	-82.3907	51.35
10898	Point	10/5/2021	16:46:10	4:45-5:00	28.17899	-82.3908	51.59
10899	Point	10/5/2021	16:46:11	4:45-5:00	28.17879	-82.3909	51.74
10900	Point	10/5/2021	16:46:12	4:45-5:00	28.1786	-82.391	51.91
10901	Point	10/5/2021	16:46:13	4:45-5:00	28.1784	-82.3911	51.95
10902	Point	10/5/2021	16:46:14	4:45-5:00	28.17821	-82.3912	52.07
10903	Point	10/5/2021	16:46:15	4:45-5:00	28.17801	-82.3912	52.27
10904	Point	10/5/2021	16:46:16	4:45-5:00	28.17781	-82.3913	52.47
10905	Point	10/5/2021	16:46:17	4:45-5:00	28.17761	-82.3914	52.66
10906	Point	10/5/2021	16:46:18	4:45-5:00	28.17741	-82.3915	52.78
10907	Point	10/5/2021	16:46:19	4:45-5:00	28.17721	-82.3916	52.92
10908	Point	10/5/2021	16:46:20	4:45-5:00	28.177	-82.3917	52.82
10909	Point	10/5/2021	16:46:21	4:45-5:00	28.17681	-82.3918	52.2
10910	Point	10/5/2021	16:46:22	4:45-5:00	28.17661	-82.3918	51.45
10911	Point	10/5/2021	16:46:23	4:45-5:00	28.17642	-82.3919	51.77
10912	Point	10/5/2021	16:46:24	4:45-5:00	28.17621	-82.392	52.62
10913	Point	10/5/2021	16:46:25	4:45-5:00	28.17601	-82.3921	53.42
10914	Point	10/5/2021	16:46:26	4:45-5:00	28.1758	-82.3922	54.51
10915	Point	10/5/2021	16:46:27	4:45-5:00	28.17559	-82.3923	55.71

DocuSign Envelope ID: 00F7F873-2213-453E-A7D6-7A719BA1E281

10916	Point	10/5/2021	16:46:28	4:45-5:00	28.17538	-82.3923	56.6
10917	Point	10/5/2021	16:46:29	4:45-5:00	28.17516	-82.3924	57.64
10918	Point	10/5/2021	16:46:30	4:45-5:00	28.17494	-82.3925	58.23
10919	Point	10/5/2021	16:46:31	4:45-5:00	28.17471	-82.3926	58.95
10920	Point	10/5/2021	16:46:32	4:45-5:00	28.17449	-82.3927	59.64
10921	Point	10/5/2021	16:46:33	4:45-5:00	28.17426	-82.3928	60.2
10922	Point	10/5/2021	16:46:34	4:45-5:00	28.17404	-82.3929	60.49
10923	Point	10/5/2021	16:46:35	4:45-5:00	28.17381	-82.393	60.99
10924	Point	10/5/2021	16:46:36	4:45-5:00	28.17357	-82.3931	61.44
10925	Point	10/5/2021	16:46:37	4:45-5:00	28.17334	-82.3932	61.63
10926	Point	10/5/2021	16:46:38	4:45-5:00	28.17311	-82.3933	61.59
10927	Point	10/5/2021	16:46:39	4:45-5:00	28.17288	-82.3934	61.49
10928	Point	10/5/2021	16:46:40	4:45-5:00	28.17264	-82.3935	61.58
10929	Point	10/5/2021	16:46:41	4:45-5:00	28.17241	-82.3936	61.81
10930	Point	10/5/2021	16:46:42	4:45-5:00	28.17217	-82.3937	61.98
10931	Point	10/5/2021	16:46:43	4:45-5:00	28.17194	-82.3938	62.1
10932	Point	10/5/2021	16:46:44	4:45-5:00	28.1717	-82.3939	62.35
10933	Point	10/5/2021	16:46:45	4:45-5:00	28.17146	-82.394	62.4
10934	Point	10/5/2021	16:46:46	4:45-5:00	28.17123	-82.3941	62.49
10935	Point	10/5/2021	16:46:47	4:45-5:00	28.17099	-82.3942	62.58
10936	Point	10/5/2021	16:46:48	4:45-5:00	28.17075	-82.3943	62.73
10937	Point	10/5/2021	16:46:49	4:45-5:00	28.17051	-82.3944	62.8
10938	Point	10/5/2021	16:46:50	4:45-5:00	28.17027	-82.3944	62.78
10939	Point	10/5/2021	16:46:51	4:45-5:00	28.17003	-82.3945	63.19
10940	Point	10/5/2021	16:46:52	4:45-5:00	28.16978	-82.3946	63.55
10941	Point	10/5/2021	16:46:53	4:45-5:00	28.16953	-82.3947	64.02
10942	Point	10/5/2021	16:46:54	4:45-5:00	28.16928	-82.3948	64.53
10943	Point	10/5/2021	16:46:55	4:45-5:00	28.16902	-82.3948	65.07
10944	Point	10/5/2021	16:46:56	4:45-5:00	28.16876	-82.3949	65.54
10945	Point	10/5/2021	16:46:57	4:45-5:00	28.1685	-82.395	65.85
10946	Point	10/5/2021	16:46:58	4:45-5:00	28.16824	-82.395	66.3
10947	Point	10/5/2021	16:46:59	4:45-5:00	28.16797	-82.3951	66.75
10948	Point	10/5/2021	16:47:00	4:45-5:00	28.1677	-82.3951	67.26
10949	Point	10/5/2021	16:47:01	4:45-5:00	28.16743	-82.3951	67.79
10950	Point	10/5/2021	16:47:02	4:45-5:00	28.16715	-82.3952	68.2
10951	Point	10/5/2021	16:47:03	4:45-5:00	28.16687	-82.3952	68.88
10952	Point	10/5/2021	16:47:04	4:45-5:00	28.16659	-82.3952	69.18
10953	Point	10/5/2021	16:47:05	4:45-5:00	28.16631	-82.3952	69.48
10954	Point	10/5/2021	16:47:06	4:45-5:00	28.16603	-82.3952	69.74
10955	Point	10/5/2021	16:47:07	4:45-5:00	28.16575	-82.3952	70.07
10956	Point	10/5/2021	16:47:08	4:45-5:00	28.16547	-82.3953	70.28
10957	Point	10/5/2021	16:47:09	4:45-5:00	28.16519	-82.3953	70.35
10958	Point	10/5/2021	16:47:10	4:45-5:00	28.1649	-82.3952	70.56
10959	Point	10/5/2021	16:47:11	4:45-5:00	28.16462	-82.3952	70.79
10960	Point	10/5/2021	16:47:12	4:45-5:00	28.16434	-82.3952	70.63
10961	Point	10/5/2021	16:47:13	4:45-5:00	28.16405	-82.3952	70.57
10962	Point	10/5/2021	16:47:14	4:45-5:00	28.16377	-82.3951	70.54

DocuSign Envelope ID: 00F7F873-2213-453E-A7D6-7A719BA1E281

10963	Point	10/5/2021	16:47:15	4:45-5:00	28.16348	-82.3951	70.61
10964	Point	10/5/2021	16:47:16	4:45-5:00	28.1632	-82.3951	70.52
10965	Point	10/5/2021	16:47:17	4:45-5:00	28.16292	-82.395	70.81
10966	Point	10/5/2021	16:47:18	4:45-5:00	28.16264	-82.395	70.76
10967	Point	10/5/2021	16:47:19	4:45-5:00	28.16236	-82.3949	70.94
10968	Point	10/5/2021	16:47:20	4:45-5:00	28.16208	-82.3948	70.9
10969	Point	10/5/2021	16:47:21	4:45-5:00	28.1618	-82.3947	71.03
10970	Point	10/5/2021	16:47:22	4:45-5:00	28.16152	-82.3947	71
10971	Point	10/5/2021	16:47:23	4:45-5:00	28.16125	-82.3946	70.93
10972	Point	10/5/2021	16:47:24	4:45-5:00	28.16097	-82.3945	70.83
10973	Point	10/5/2021	16:47:25	4:45-5:00	28.1607	-82.3944	70.66
10974	Point	10/5/2021	16:47:26	4:45-5:00	28.16043	-82.3943	70.37
18405	Point	10/5/2021	16:54:53	4:45-5:00	28.20973	-82.3752	60.43
18406	Point	10/5/2021	16:54:54	4:45-5:00	28.20952	-82.3753	60.49
18407	Point	10/5/2021	16:54:55	4:45-5:00	28.20932	-82.3755	60.34
18408	Point	10/5/2021	16:54:56	4:45-5:00	28.20912	-82.3756	59.46
18409	Point	10/5/2021	16:54:57	4:45-5:00	28.20892	-82.3758	59.09
18410	Point	10/5/2021	16:54:58	4:45-5:00	28.20871	-82.3759	59.37
18411	Point	10/5/2021	16:54:59	4:45-5:00	28.20851	-82.3761	59.46
18412	Point	10/5/2021	16:55:00	4:45-5:00	28.2083	-82.3762	58.72
18413	Point	10/5/2021	16:55:01	4:45-5:00	28.2081	-82.3763	58.22
18414	Point	10/5/2021	16:55:02	4:45-5:00	28.2079	-82.3765	58.23
18415	Point	10/5/2021	16:55:03	4:45-5:00	28.2077	-82.3766	58.63
18416	Point	10/5/2021	16:55:04	4:45-5:00	28.20749	-82.3768	58.45
18417	Point	10/5/2021	16:55:05	4:45-5:00	28.20728	-82.3769	58.85
18418	Point	10/5/2021	16:55:06	4:45-5:00	28.20708	-82.377	59.14
18419	Point	10/5/2021	16:55:07	4:45-5:00	28.20687	-82.3772	59.55
18420	Point	10/5/2021	16:55:08	4:45-5:00	28.20666	-82.3773	59.38
18421	Point	10/5/2021	16:55:09	4:45-5:00	28.20645	-82.3774	59.25
18422	Point	10/5/2021	16:55:10	4:45-5:00	28.20624	-82.3776	59.46
18423	Point	10/5/2021	16:55:11	4:45-5:00	28.20603	-82.3777	59.01
18424	Point	10/5/2021	16:55:12	4:45-5:00	28.20582	-82.3778	59.22
18425	Point	10/5/2021	16:55:13	4:45-5:00	28.2056	-82.3779	59.75
18426	Point	10/5/2021	16:55:14	4:45-5:00	28.20539	-82.3781	59.98
18427	Point	10/5/2021	16:55:15	4:45-5:00	28.20518	-82.3782	59.69
18428	Point	10/5/2021	16:55:16	4:45-5:00	28.20497	-82.3783	59.57
18429	Point	10/5/2021	16:55:17	4:45-5:00	28.20476	-82.3785	58.8
18430	Point	10/5/2021	16:55:18	4:45-5:00	28.20456	-82.3786	57.8
18431	Point	10/5/2021	16:55:19	4:45-5:00	28.20435	-82.3787	57.69
18432	Point	10/5/2021	16:55:20	4:45-5:00	28.20415	-82.3788	57.19
18433	Point	10/5/2021	16:55:21	4:45-5:00	28.20395	-82.3789	57.23
18434	Point	10/5/2021	16:55:22	4:45-5:00	28.20374	-82.379	57.17
18435	Point	10/5/2021	16:55:23	4:45-5:00	28.20354	-82.3792	56.79
18436	Point	10/5/2021	16:55:24	4:45-5:00	28.20334	-82.3793	56.17
18437	Point	10/5/2021	16:55:25	4:45-5:00	28.20313	-82.3794	56.27
18438	Point	10/5/2021	16:55:26	4:45-5:00	28.20292	-82.3795	56.84
18439	Point	10/5/2021	16:55:27	4:45-5:00	28.20271	-82.3796	57.4

DocuSign Envelope ID: 00F7F873-2213-453E-A7D6-7A719BA1E281

18440	Point	10/5/2021	16:55:28	4:45-5:00	28.20251	-82.3798	57.65
18441	Point	10/5/2021	16:55:29	4:45-5:00	28.20229	-82.3799	58.08
18442	Point	10/5/2021	16:55:30	4:45-5:00	28.20208	-82.38	58.07
18443	Point	10/5/2021	16:55:31	4:45-5:00	28.20188	-82.3801	58.01
18444	Point	10/5/2021	16:55:32	4:45-5:00	28.20167	-82.3802	58.22
18445	Point	10/5/2021	16:55:33	4:45-5:00	28.20146	-82.3804	58.03
18446	Point	10/5/2021	16:55:34	4:45-5:00	28.20126	-82.3805	58.65
18447	Point	10/5/2021	16:55:35	4:45-5:00	28.20104	-82.3806	58.86
18448	Point	10/5/2021	16:55:36	4:45-5:00	28.20083	-82.3807	59.31
18449	Point	10/5/2021	16:55:37	4:45-5:00	28.20059	-82.3808	60.07
18450	Point	10/5/2021	16:55:38	4:45-5:00	28.20039	-82.381	59.71
18451	Point	10/5/2021	16:55:39	4:45-5:00	28.20018	-82.3811	59.76
18452	Point	10/5/2021	16:55:40	4:45-5:00	28.19997	-82.3812	59.39
18453	Point	10/5/2021	16:55:41	4:45-5:00	28.19976	-82.3813	59.33
18454	Point	10/5/2021	16:55:42	4:45-5:00	28.19955	-82.3815	59.41
18455	Point	10/5/2021	16:55:43	4:45-5:00	28.19934	-82.3816	58.78
18456	Point	10/5/2021	16:55:44	4:45-5:00	28.19914	-82.3817	58.1
18457	Point	10/5/2021	16:55:45	4:45-5:00	28.19893	-82.3818	58.38
18458	Point	10/5/2021	16:55:46	4:45-5:00	28.19873	-82.3819	58.46
18459	Point	10/5/2021	16:55:47	4:45-5:00	28.19852	-82.382	58.43
18460	Point	10/5/2021	16:55:48	4:45-5:00	28.19832	-82.3822	58.13
18461	Point	10/5/2021	16:55:49	4:45-5:00	28.19812	-82.3823	57.73
18462	Point	10/5/2021	16:55:50	4:45-5:00	28.19791	-82.3824	57.38
18463	Point	10/5/2021	16:55:51	4:45-5:00	28.19771	-82.3825	57.11
18464	Point	10/5/2021	16:55:52	4:45-5:00	28.19751	-82.3826	56.97
18465	Point	10/5/2021	16:55:53	4:45-5:00	28.19731	-82.3828	56.9
18466	Point	10/5/2021	16:55:54	4:45-5:00	28.19711	-82.3829	56.89
18467	Point	10/5/2021	16:55:55	4:45-5:00	28.1969	-82.383	57.21
18468	Point	10/5/2021	16:55:56	4:45-5:00	28.19669	-82.3831	57.79
18469	Point	10/5/2021	16:55:57	4:45-5:00	28.19648	-82.3832	58.55
18470	Point	10/5/2021	16:55:58	4:45-5:00	28.19627	-82.3833	59.3
18471	Point	10/5/2021	16:55:59	4:45-5:00	28.19605	-82.3834	59.77
18472	Point	10/5/2021	16:56:00	4:45-5:00	28.19583	-82.3836	59.88
18473	Point	10/5/2021	16:56:01	4:45-5:00	28.19561	-82.3837	59.91
18474	Point	10/5/2021	16:56:02	4:45-5:00	28.19539	-82.3838	60.04
18475	Point	10/5/2021	16:56:03	4:45-5:00	28.19517	-82.3839	59.5
18476	Point	10/5/2021	16:56:04	4:45-5:00	28.19496	-82.384	58.61
18477	Point	10/5/2021	16:56:05	4:45-5:00	28.19474	-82.3841	57.8
18478	Point	10/5/2021	16:56:06	4:45-5:00	28.19452	-82.3842	57.81
18479	Point	10/5/2021	16:56:07	4:45-5:00	28.1943	-82.3843	58.42
18480	Point	10/5/2021	16:56:08	4:45-5:00	28.19408	-82.3844	58.24
18481	Point	10/5/2021	16:56:09	4:45-5:00	28.19386	-82.3845	58.59
18482	Point	10/5/2021	16:56:10	4:45-5:00	28.19364	-82.3846	59.05
18483	Point	10/5/2021	16:56:11	4:45-5:00	28.19342	-82.3847	59.34
18484	Point	10/5/2021	16:56:12	4:45-5:00	28.1932	-82.3848	59.77
18485	Point	10/5/2021	16:56:13	4:45-5:00	28.19298	-82.3849	59.87
18486	Point	10/5/2021	16:56:14	4:45-5:00	28.19275	-82.385	59.58

DocuSign Envelope ID: 00F7F873-2213-453E-A7D6-7A719BA1E281

18487	Point	10/5/2021	16:56:15	4:45-5:00	28.19253	-82.3851	59.91
18488	Point	10/5/2021	16:56:16	4:45-5:00	28.1923	-82.3852	59.64
18489	Point	10/5/2021	16:56:17	4:45-5:00	28.19208	-82.3853	58.97
18490	Point	10/5/2021	16:56:18	4:45-5:00	28.19186	-82.3854	59.29
18491	Point	10/5/2021	16:56:19	4:45-5:00	28.19164	-82.3855	59.1
18492	Point	10/5/2021	16:56:20	4:45-5:00	28.19142	-82.3856	58.94
18493	Point	10/5/2021	16:56:21	4:45-5:00	28.1912	-82.3857	58.21
18494	Point	10/5/2021	16:56:22	4:45-5:00	28.19098	-82.3857	58.18
18495	Point	10/5/2021	16:56:23	4:45-5:00	28.19076	-82.3858	57.94
18496	Point	10/5/2021	16:56:24	4:45-5:00	28.19055	-82.3859	57.24
18497	Point	10/5/2021	16:56:25	4:45-5:00	28.19033	-82.386	57.61
18498	Point	10/5/2021	16:56:26	4:45-5:00	28.19011	-82.3861	57.81
18499	Point	10/5/2021	16:56:27	4:45-5:00	28.1899	-82.3862	57.99
18500	Point	10/5/2021	16:56:28	4:45-5:00	28.18967	-82.3863	58
18501	Point	10/5/2021	16:56:29	4:45-5:00	28.18946	-82.3864	57.87
18502	Point	10/5/2021	16:56:30	4:45-5:00	28.18924	-82.3865	57.18
18503	Point	10/5/2021	16:56:31	4:45-5:00	28.18903	-82.3866	56.75
18504	Point	10/5/2021	16:56:32	4:45-5:00	28.18882	-82.3867	57.14
18505	Point	10/5/2021	16:56:33	4:45-5:00	28.1886	-82.3867	57.54
18506	Point	10/5/2021	16:56:34	4:45-5:00	28.18839	-82.3868	57.84
18507	Point	10/5/2021	16:56:35	4:45-5:00	28.18817	-82.3869	58.17
18508	Point	10/5/2021	16:56:36	4:45-5:00	28.18795	-82.387	58.38
18509	Point	10/5/2021	16:56:37	4:45-5:00	28.18773	-82.3871	58.87
18510	Point	10/5/2021	16:56:38	4:45-5:00	28.18751	-82.3872	59.3
18511	Point	10/5/2021	16:56:39	4:45-5:00	28.18729	-82.3873	59.64
18512	Point	10/5/2021	16:56:40	4:45-5:00	28.18707	-82.3874	59.34
18513	Point	10/5/2021	16:56:41	4:45-5:00	28.18685	-82.3875	59
18514	Point	10/5/2021	16:56:42	4:45-5:00	28.18663	-82.3876	59.07
18515	Point	10/5/2021	16:56:43	4:45-5:00	28.18641	-82.3877	59.27
18516	Point	10/5/2021	16:56:44	4:45-5:00	28.18618	-82.3878	58.92
18517	Point	10/5/2021	16:56:45	4:45-5:00	28.18596	-82.3879	58.75
18518	Point	10/5/2021	16:56:46	4:45-5:00	28.18574	-82.388	58.84
18519	Point	10/5/2021	16:56:47	4:45-5:00	28.18551	-82.3881	58.56
18520	Point	10/5/2021	16:56:48	4:45-5:00	28.18529	-82.3882	57.76
18521	Point	10/5/2021	16:56:49	4:45-5:00	28.18507	-82.3883	57.32
18522	Point	10/5/2021	16:56:50	4:45-5:00	28.18486	-82.3884	57.57
18523	Point	10/5/2021	16:56:51	4:45-5:00	28.18464	-82.3885	57.61
18524	Point	10/5/2021	16:56:52	4:45-5:00	28.18442	-82.3885	57.51
18525	Point	10/5/2021	16:56:53	4:45-5:00	28.1842	-82.3886	57.82
18526	Point	10/5/2021	16:56:54	4:45-5:00	28.18397	-82.3887	57.86
18527	Point	10/5/2021	16:56:55	4:45-5:00	28.18376	-82.3888	57.48
18528	Point	10/5/2021	16:56:56	4:45-5:00	28.18354	-82.3889	57.88
18529	Point	10/5/2021	16:56:57	4:45-5:00	28.18331	-82.389	57.9
18530	Point	10/5/2021	16:56:58	4:45-5:00	28.18309	-82.3891	57.21
18531	Point	10/5/2021	16:56:59	4:45-5:00	28.18287	-82.3892	57.46
18532	Point	10/5/2021	16:57:00	4:45-5:00	28.18266	-82.3893	57
18533	Point	10/5/2021	16:57:01	4:45-5:00	28.18244	-82.3894	56.83

DocuSign Envelope ID: 00F7F873-2213-453E-A7D6-7A719BA1E281

18534	Point	10/5/2021	16:57:02	4:45-5:00	28.18223	-82.3895	56.17
18535	Point	10/5/2021	16:57:03	4:45-5:00	28.18201	-82.3896	56.47
18536	Point	10/5/2021	16:57:04	4:45-5:00	28.1818	-82.3897	57.22
18537	Point	10/5/2021	16:57:05	4:45-5:00	28.18157	-82.3897	58.04
18538	Point	10/5/2021	16:57:06	4:45-5:00	28.18135	-82.3898	58.24
18539	Point	10/5/2021	16:57:07	4:45-5:00	28.18113	-82.3899	58.79
18540	Point	10/5/2021	16:57:08	4:45-5:00	28.18091	-82.39	58.99
18541	Point	10/5/2021	16:57:09	4:45-5:00	28.18069	-82.3901	58.39
18542	Point	10/5/2021	16:57:10	4:45-5:00	28.18047	-82.3902	57.8
18543	Point	10/5/2021	16:57:11	4:45-5:00	28.18025	-82.3903	58.14
18544	Point	10/5/2021	16:57:12	4:45-5:00	28.18003	-82.3904	58.31
18545	Point	10/5/2021	16:57:13	4:45-5:00	28.17981	-82.3905	58.45
18546	Point	10/5/2021	16:57:14	4:45-5:00	28.17958	-82.3906	58.28
18547	Point	10/5/2021	16:57:15	4:45-5:00	28.17936	-82.3907	57.88
18548	Point	10/5/2021	16:57:16	4:45-5:00	28.17914	-82.3908	58.12
18549	Point	10/5/2021	16:57:17	4:45-5:00	28.17892	-82.3909	57.99
18550	Point	10/5/2021	16:57:18	4:45-5:00	28.17871	-82.391	57.55
18551	Point	10/5/2021	16:57:19	4:45-5:00	28.17849	-82.3911	57.17
18552	Point	10/5/2021	16:57:20	4:45-5:00	28.17828	-82.3912	56.97
18553	Point	10/5/2021	16:57:21	4:45-5:00	28.17806	-82.3912	57.4
18554	Point	10/5/2021	16:57:22	4:45-5:00	28.17784	-82.3913	57.77
18555	Point	10/5/2021	16:57:23	4:45-5:00	28.17762	-82.3914	57.67
18556	Point	10/5/2021	16:57:24	4:45-5:00	28.17739	-82.3915	57.66
18557	Point	10/5/2021	16:57:25	4:45-5:00	28.17717	-82.3916	58.16
18558	Point	10/5/2021	16:57:26	4:45-5:00	28.17695	-82.3917	58.69
18559	Point	10/5/2021	16:57:27	4:45-5:00	28.17673	-82.3918	58.5
18560	Point	10/5/2021	16:57:28	4:45-5:00	28.17651	-82.3919	58.24
18561	Point	10/5/2021	16:57:29	4:45-5:00	28.17628	-82.392	58.47
18562	Point	10/5/2021	16:57:30	4:45-5:00	28.17607	-82.3921	57.75
18563	Point	10/5/2021	16:57:31	4:45-5:00	28.17586	-82.3922	56.86
18564	Point	10/5/2021	16:57:32	4:45-5:00	28.17564	-82.3923	56.99
18565	Point	10/5/2021	16:57:33	4:45-5:00	28.17543	-82.3924	56.67
18566	Point	10/5/2021	16:57:34	4:45-5:00	28.17521	-82.3925	56.39
18567	Point	10/5/2021	16:57:35	4:45-5:00	28.175	-82.3926	56.52
18568	Point	10/5/2021	16:57:36	4:45-5:00	28.17478	-82.3927	55.87
18569	Point	10/5/2021	16:57:37	4:45-5:00	28.17457	-82.3927	55.74
18570	Point	10/5/2021	16:57:38	4:45-5:00	28.17436	-82.3928	55.97
18571	Point	10/5/2021	16:57:39	4:45-5:00	28.17415	-82.3929	55.89
18572	Point	10/5/2021	16:57:40	4:45-5:00	28.17393	-82.393	55.79
18573	Point	10/5/2021	16:57:41	4:45-5:00	28.17372	-82.3931	55.85
18574	Point	10/5/2021	16:57:42	4:45-5:00	28.1735	-82.3932	56.13
18575	Point	10/5/2021	16:57:43	4:45-5:00	28.17328	-82.3933	56.34
18576	Point	10/5/2021	16:57:44	4:45-5:00	28.17307	-82.3934	56.74
18577	Point	10/5/2021	16:57:45	4:45-5:00	28.17284	-82.3934	57.38
18578	Point	10/5/2021	16:57:46	4:45-5:00	28.17262	-82.3935	58.16
18579	Point	10/5/2021	16:57:47	4:45-5:00	28.17239	-82.3936	58.88
2059	Point	10/5/2021	16:57:48	4:45-5:00	28.20973	-82.3752	67.09

DocuSign Envelope ID: 00F7F873-2213-453E-A7D6-7A719BA1E281

18580	Point	10/5/2021	16:57:48	4:45-5:00	28.17216	-82.3937	59.73
2060	Point	10/5/2021	16:57:49	4:45-5:00	28.20951	-82.3753	65.72
18581	Point	10/5/2021	16:57:49	4:45-5:00	28.17193	-82.3938	60.4
2061	Point	10/5/2021	16:57:50	4:45-5:00	28.2093	-82.3755	63.76
18582	Point	10/5/2021	16:57:50	4:45-5:00	28.1717	-82.3939	60.78
2062	Point	10/5/2021	16:57:51	4:45-5:00	28.20909	-82.3757	63.14
18583	Point	10/5/2021	16:57:51	4:45-5:00	28.17147	-82.394	60.6
2063	Point	10/5/2021	16:57:52	4:45-5:00	28.20887	-82.3758	62.88
18584	Point	10/5/2021	16:57:52	4:45-5:00	28.17124	-82.3941	60.08
2064	Point	10/5/2021	16:57:53	4:45-5:00	28.20866	-82.376	63.24
18585	Point	10/5/2021	16:57:53	4:45-5:00	28.17102	-82.3942	59.09
2065	Point	10/5/2021	16:57:54	4:45-5:00	28.20844	-82.3761	63.63
18586	Point	10/5/2021	16:57:54	4:45-5:00	28.17079	-82.3942	58.62
2066	Point	10/5/2021	16:57:55	4:45-5:00	28.20822	-82.3763	63.96
18587	Point	10/5/2021	16:57:55	4:45-5:00	28.17057	-82.3943	58.66
2067	Point	10/5/2021	16:57:56	4:45-5:00	28.208	-82.3764	63.78
18588	Point	10/5/2021	16:57:56	4:45-5:00	28.17034	-82.3944	59.18
2068	Point	10/5/2021	16:57:57	4:45-5:00	28.20778	-82.3766	63.3
18589	Point	10/5/2021	16:57:57	4:45-5:00	28.17011	-82.3945	59.88
2069	Point	10/5/2021	16:57:58	4:45-5:00	28.20757	-82.3767	62.46
18590	Point	10/5/2021	16:57:58	4:45-5:00	28.16988	-82.3946	59.86
2070	Point	10/5/2021	16:57:59	4:45-5:00	28.20735	-82.3769	61.91
18591	Point	10/5/2021	16:57:59	4:45-5:00	28.16965	-82.3946	59.65
2071	Point	10/5/2021	16:58:00	4:45-5:00	28.20714	-82.377	61.23
18592	Point	10/5/2021	16:58:00	4:45-5:00	28.16943	-82.3947	59.56
2072	Point	10/5/2021	16:58:01	4:45-5:00	28.20693	-82.3771	60.44
18593	Point	10/5/2021	16:58:01	4:45-5:00	28.1692	-82.3948	59.02
2073	Point	10/5/2021	16:58:02	4:45-5:00	28.20672	-82.3773	59.49
18594	Point	10/5/2021	16:58:02	4:45-5:00	28.16897	-82.3948	59.26
2074	Point	10/5/2021	16:58:03	4:45-5:00	28.20651	-82.3774	58.84
18595	Point	10/5/2021	16:58:03	4:45-5:00	28.16874	-82.3949	59.18
2075	Point	10/5/2021	16:58:04	4:45-5:00	28.20631	-82.3775	58.9
18596	Point	10/5/2021	16:58:04	4:45-5:00	28.1685	-82.3949	59.04
2076	Point	10/5/2021	16:58:05	4:45-5:00	28.2061	-82.3777	59.34
18597	Point	10/5/2021	16:58:05	4:45-5:00	28.16827	-82.395	58.67
2077	Point	10/5/2021	16:58:06	4:45-5:00	28.20589	-82.3778	59.73
18598	Point	10/5/2021	16:58:06	4:45-5:00	28.16804	-82.395	58.87
2078	Point	10/5/2021	16:58:07	4:45-5:00	28.20567	-82.3779	60.52
18599	Point	10/5/2021	16:58:07	4:45-5:00	28.16781	-82.3951	59.04
2079	Point	10/5/2021	16:58:08	4:45-5:00	28.20545	-82.378	61.47
18600	Point	10/5/2021	16:58:08	4:45-5:00	28.16757	-82.3951	59.12
2080	Point	10/5/2021	16:58:09	4:45-5:00	28.20523	-82.3782	62.03
18601	Point	10/5/2021	16:58:09	4:45-5:00	28.16734	-82.3951	58.83
2081	Point	10/5/2021	16:58:10	4:45-5:00	28.20501	-82.3783	61.94
18602	Point	10/5/2021	16:58:10	4:45-5:00	28.16711	-82.3952	58.47
2082	Point	10/5/2021	16:58:11	4:45-5:00	28.20479	-82.3784	62.32
18603	Point	10/5/2021	16:58:11	4:45-5:00	28.16687	-82.3952	59.06

DocuSign Envelope ID: 00F7F873-2213-453E-A7D6-7A719BA1E281

2083	Point	10/5/2021	16:58:12	4:45-5:00	28.20456	-82.3786	62.82
18604	Point	10/5/2021	16:58:12	4:45-5:00	28.16663	-82.3952	59.61
2084	Point	10/5/2021	16:58:13	4:45-5:00	28.20434	-82.3787	62.78
18605	Point	10/5/2021	16:58:13	4:45-5:00	28.1664	-82.3952	59.59
2085	Point	10/5/2021	16:58:14	4:45-5:00	28.20411	-82.3788	62.91
18606	Point	10/5/2021	16:58:14	4:45-5:00	28.16616	-82.3952	59
2086	Point	10/5/2021	16:58:15	4:45-5:00	28.20389	-82.379	63.18
18607	Point	10/5/2021	16:58:15	4:45-5:00	28.16593	-82.3952	58.66
2087	Point	10/5/2021	16:58:16	4:45-5:00	28.20366	-82.3791	63.67
18608	Point	10/5/2021	16:58:16	4:45-5:00	28.16569	-82.3953	58.76
2088	Point	10/5/2021	16:58:17	4:45-5:00	28.20343	-82.3792	63.3
18609	Point	10/5/2021	16:58:17	4:45-5:00	28.16546	-82.3953	58
2089	Point	10/5/2021	16:58:18	4:45-5:00	28.2032	-82.3794	63.11
18610	Point	10/5/2021	16:58:18	4:45-5:00	28.16523	-82.3953	57.42
2090	Point	10/5/2021	16:58:19	4:45-5:00	28.20298	-82.3795	63.26
18611	Point	10/5/2021	16:58:19	4:45-5:00	28.165	-82.3952	57.48
2091	Point	10/5/2021	16:58:20	4:45-5:00	28.20275	-82.3796	63.76
18612	Point	10/5/2021	16:58:20	4:45-5:00	28.16477	-82.3952	57.3
2092	Point	10/5/2021	16:58:21	4:45-5:00	28.20252	-82.3797	63.88
18613	Point	10/5/2021	16:58:21	4:45-5:00	28.16454	-82.3952	57.73
2093	Point	10/5/2021	16:58:22	4:45-5:00	28.20229	-82.3799	63.52
18614	Point	10/5/2021	16:58:22	4:45-5:00	28.1643	-82.3952	58.07
2094	Point	10/5/2021	16:58:23	4:45-5:00	28.20206	-82.38	63.11
18615	Point	10/5/2021	16:58:23	4:45-5:00	28.16407	-82.3952	58.33
2095	Point	10/5/2021	16:58:24	4:45-5:00	28.20184	-82.3801	62.36
18616	Point	10/5/2021	16:58:24	4:45-5:00	28.16384	-82.3952	58.18
2096	Point	10/5/2021	16:58:25	4:45-5:00	28.20162	-82.3803	61.5
18617	Point	10/5/2021	16:58:25	4:45-5:00	28.16361	-82.3951	57.85
2097	Point	10/5/2021	16:58:26	4:45-5:00	28.2014	-82.3804	60.55
18618	Point	10/5/2021	16:58:26	4:45-5:00	28.16338	-82.3951	57.27
2098	Point	10/5/2021	16:58:27	4:45-5:00	28.20118	-82.3805	60.34
18619	Point	10/5/2021	16:58:27	4:45-5:00	28.16315	-82.3951	57.09
2099	Point	10/5/2021	16:58:28	4:45-5:00	28.20097	-82.3806	60.6
18620	Point	10/5/2021	16:58:28	4:45-5:00	28.16292	-82.395	57.38
2100	Point	10/5/2021	16:58:29	4:45-5:00	28.20075	-82.3808	60.14
18621	Point	10/5/2021	16:58:29	4:45-5:00	28.1627	-82.395	57.46
2101	Point	10/5/2021	16:58:30	4:45-5:00	28.20054	-82.3809	58.65
18622	Point	10/5/2021	16:58:30	4:45-5:00	28.16247	-82.395	57.5
2102	Point	10/5/2021	16:58:31	4:45-5:00	28.20033	-82.381	57.66
18623	Point	10/5/2021	16:58:31	4:45-5:00	28.16225	-82.3949	57.57
2103	Point	10/5/2021	16:58:32	4:45-5:00	28.20013	-82.3811	58.06
18624	Point	10/5/2021	16:58:32	4:45-5:00	28.16202	-82.3948	57.7
2104	Point	10/5/2021	16:58:33	4:45-5:00	28.19992	-82.3812	58.61
18625	Point	10/5/2021	16:58:33	4:45-5:00	28.16179	-82.3948	57.87
2105	Point	10/5/2021	16:58:34	4:45-5:00	28.19971	-82.3814	59.6
18626	Point	10/5/2021	16:58:34	4:45-5:00	28.16156	-82.3947	57.98
2106	Point	10/5/2021	16:58:35	4:45-5:00	28.19949	-82.3815	60.46

DocuSign Envelope ID: 00F7F873-2213-453E-A7D6-7A719BA1E281

18627	Point	10/5/2021	16:58:35	4:45-5:00	28.16134	-82.3947	57.95
2107	Point	10/5/2021	16:58:36	4:45-5:00	28.19927	-82.3816	61.12
18628	Point	10/5/2021	16:58:36	4:45-5:00	28.16112	-82.3946	58.01
2108	Point	10/5/2021	16:58:37	4:45-5:00	28.19905	-82.3818	61.83
18629	Point	10/5/2021	16:58:37	4:45-5:00	28.16089	-82.3945	58.48
2109	Point	10/5/2021	16:58:38	4:45-5:00	28.19882	-82.3819	62.28
18630	Point	10/5/2021	16:58:38	4:45-5:00	28.16067	-82.3944	58.68
2110	Point	10/5/2021	16:58:39	4:45-5:00	28.1986	-82.382	62.66
18631	Point	10/5/2021	16:58:39	4:45-5:00	28.16045	-82.3943	57.81
2111	Point	10/5/2021	16:58:40	4:45-5:00	28.19837	-82.3821	62.5
2112	Point	10/5/2021	16:58:41	4:45-5:00	28.19814	-82.3823	62.77
2113	Point	10/5/2021	16:58:42	4:45-5:00	28.19792	-82.3824	63.29
2114	Point	10/5/2021	16:58:43	4:45-5:00	28.19769	-82.3825	63.12
2115	Point	10/5/2021	16:58:44	4:45-5:00	28.19746	-82.3827	63.48
2116	Point	10/5/2021	16:58:45	4:45-5:00	28.19723	-82.3828	64.03
2117	Point	10/5/2021	16:58:46	4:45-5:00	28.197	-82.3829	64.59
2118	Point	10/5/2021	16:58:47	4:45-5:00	28.19677	-82.383	65.11
2119	Point	10/5/2021	16:58:48	4:45-5:00	28.19653	-82.3832	65.61
2120	Point	10/5/2021	16:58:49	4:45-5:00	28.19629	-82.3833	66.05
2121	Point	10/5/2021	16:58:50	4:45-5:00	28.19605	-82.3834	66.57
2122	Point	10/5/2021	16:58:51	4:45-5:00	28.19581	-82.3836	67.13
2123	Point	10/5/2021	16:58:52	4:45-5:00	28.19556	-82.3837	67.65
2124	Point	10/5/2021	16:58:53	4:45-5:00	28.19531	-82.3838	68.05
2125	Point	10/5/2021	16:58:54	4:45-5:00	28.19506	-82.3839	68.11
2126	Point	10/5/2021	16:58:55	4:45-5:00	28.1948	-82.3841	68.62
2127	Point	10/5/2021	16:58:56	4:45-5:00	28.19455	-82.3842	69.03
2128	Point	10/5/2021	16:58:57	4:45-5:00	28.19429	-82.3843	69.57
2129	Point	10/5/2021	16:58:58	4:45-5:00	28.19402	-82.3844	70.01
2130	Point	10/5/2021	16:58:59	4:45-5:00	28.19376	-82.3845	70.41
2131	Point	10/5/2021	16:59:00	4:45-5:00	28.19349	-82.3847	70.43
2132	Point	10/5/2021	16:59:01	4:45-5:00	28.19322	-82.3848	70.59
2133	Point	10/5/2021	16:59:02	4:45-5:00	28.19295	-82.3849	70.63
2134	Point	10/5/2021	16:59:03	4:45-5:00	28.19269	-82.385	70.72
2135	Point	10/5/2021	16:59:04	4:45-5:00	28.19242	-82.3851	70.75
2136	Point	10/5/2021	16:59:05	4:45-5:00	28.19215	-82.3852	70.83
2137	Point	10/5/2021	16:59:06	4:45-5:00	28.19189	-82.3854	70.83
2138	Point	10/5/2021	16:59:07	4:45-5:00	28.19162	-82.3855	70.73
2139	Point	10/5/2021	16:59:08	4:45-5:00	28.19135	-82.3856	71.01
2140	Point	10/5/2021	16:59:09	4:45-5:00	28.19109	-82.3857	71.42
2141	Point	10/5/2021	16:59:10	4:45-5:00	28.19082	-82.3858	71.56
2142	Point	10/5/2021	16:59:11	4:45-5:00	28.19055	-82.3859	71.45
2143	Point	10/5/2021	16:59:12	4:45-5:00	28.19028	-82.386	71.33
2144	Point	10/5/2021	16:59:13	4:45-5:00	28.19001	-82.3861	71.43
2145	Point	10/5/2021	16:59:14	4:45-5:00	28.18974	-82.3863	71.53
2146	Point	10/5/2021	16:59:15	4:45-5:00	28.18947	-82.3864	71.87
2147	Point	10/5/2021	16:59:16	4:45-5:00	28.18919	-82.3865	71.68
2148	Point	10/5/2021	16:59:17	4:45-5:00	28.18893	-82.3866	71.34

DocuSign Envelope ID: 00F7F873-2213-453E-A7D6-7A719BA1E281

2149	Point	10/5/2021	16:59:18	4:45-5:00	28.18866	-82.3867	70.89
2150	Point	10/5/2021	16:59:19	4:45-5:00	28.18839	-82.3868	70.98
2151	Point	10/5/2021	16:59:20	4:45-5:00	28.18813	-82.387	70.93
2152	Point	10/5/2021	16:59:21	4:45-5:00	28.18786	-82.3871	70.63
2153	Point	10/5/2021	16:59:22	4:45-5:00	28.18759	-82.3872	70.16
2154	Point	10/5/2021	16:59:23	4:45-5:00	28.18733	-82.3873	70.13
2155	Point	10/5/2021	16:59:24	4:45-5:00	28.18706	-82.3874	70.5
2156	Point	10/5/2021	16:59:25	4:45-5:00	28.18679	-82.3875	71.08
2157	Point	10/5/2021	16:59:26	4:45-5:00	28.18652	-82.3876	71.57
2158	Point	10/5/2021	16:59:27	4:45-5:00	28.18625	-82.3877	71.54
2159	Point	10/5/2021	16:59:28	4:45-5:00	28.18598	-82.3879	71.39
2160	Point	10/5/2021	16:59:29	4:45-5:00	28.18571	-82.388	71.39
2161	Point	10/5/2021	16:59:30	4:45-5:00	28.18544	-82.3881	71.47
2162	Point	10/5/2021	16:59:31	4:45-5:00	28.18517	-82.3882	71.21
2163	Point	10/5/2021	16:59:32	4:45-5:00	28.18491	-82.3883	71.13
2164	Point	10/5/2021	16:59:33	4:45-5:00	28.18463	-82.3884	71.56
2165	Point	10/5/2021	16:59:34	4:45-5:00	28.18436	-82.3885	71.91
2166	Point	10/5/2021	16:59:35	4:45-5:00	28.18409	-82.3887	72.3
2167	Point	10/5/2021	16:59:36	4:45-5:00	28.18381	-82.3888	72.98
2168	Point	10/5/2021	16:59:37	4:45-5:00	28.18354	-82.3889	73.15
2169	Point	10/5/2021	16:59:38	4:45-5:00	28.18327	-82.389	72.31
2170	Point	10/5/2021	16:59:39	4:45-5:00	28.18299	-82.3891	71.8
2171	Point	10/5/2021	16:59:40	4:45-5:00	28.18273	-82.3892	71.48
2172	Point	10/5/2021	16:59:41	4:45-5:00	28.18246	-82.3894	71
2173	Point	10/5/2021	16:59:42	4:45-5:00	28.18219	-82.3895	70
2174	Point	10/5/2021	16:59:43	4:45-5:00	28.18192	-82.3896	70.35
2175	Point	10/5/2021	16:59:44	4:45-5:00	28.18165	-82.3897	70.84
2176	Point	10/5/2021	16:59:45	4:45-5:00	28.18138	-82.3898	71.15
2177	Point	10/5/2021	16:59:46	4:45-5:00	28.18111	-82.3899	71.8
2178	Point	10/5/2021	16:59:47	4:45-5:00	28.18083	-82.39	72.31
2179	Point	10/5/2021	16:59:48	4:45-5:00	28.18056	-82.3902	72.65
2180	Point	10/5/2021	16:59:49	4:45-5:00	28.18028	-82.3903	72.84
2181	Point	10/5/2021	16:59:50	4:45-5:00	28.18	-82.3904	73.22
2182	Point	10/5/2021	16:59:51	4:45-5:00	28.17972	-82.3905	73.61
2183	Point	10/5/2021	16:59:52	4:45-5:00	28.17944	-82.3906	73.89
2184	Point	10/5/2021	16:59:53	4:45-5:00	28.17916	-82.3907	73.67
2185	Point	10/5/2021	16:59:54	4:45-5:00	28.17888	-82.3909	73.45
2186	Point	10/5/2021	16:59:55	4:45-5:00	28.1786	-82.391	73.98
2187	Point	10/5/2021	16:59:56	4:45-5:00	28.17832	-82.3911	74.11
2188	Point	10/5/2021	16:59:57	4:45-5:00	28.17805	-82.3912	73.65
2189	Point	10/5/2021	16:59:58	4:45-5:00	28.17777	-82.3913	73.47
2190	Point	10/5/2021	16:59:59	4:45-5:00	28.17749	-82.3915	73.02
2191	Point	10/5/2021	17:00:00	4:45-5:00	28.17722	-82.3916	73.07
2192	Point	10/5/2021	17:00:01	5:00-5:15	28.17695	-82.3917	73.34
2193	Point	10/5/2021	17:00:02	5:00-5:15	28.17667	-82.3918	73.44
2194	Point	10/5/2021	17:00:03	5:00-5:15	28.17639	-82.3919	73.38
2195	Point	10/5/2021	17:00:04	5:00-5:15	28.17611	-82.392	73.07

DocuSign Envelope ID: 00F7F873-2213-453E-A7D6-7A719BA1E281

2196	Point	10/5/2021	17:00:05	5:00-5:15	28.17584	-82.3922	72.78
2197	Point	10/5/2021	17:00:06	5:00-5:15	28.17557	-82.3923	72.55
2198	Point	10/5/2021	17:00:07	5:00-5:15	28.17529	-82.3924	72.61
2199	Point	10/5/2021	17:00:08	5:00-5:15	28.17502	-82.3925	72.77
2200	Point	10/5/2021	17:00:09	5:00-5:15	28.17474	-82.3926	72.37
2201	Point	10/5/2021	17:00:10	5:00-5:15	28.17447	-82.3927	71.63
2202	Point	10/5/2021	17:00:11	5:00-5:15	28.1742	-82.3928	70.85
2203	Point	10/5/2021	17:00:12	5:00-5:15	28.17393	-82.3929	70.25
2204	Point	10/5/2021	17:00:13	5:00-5:15	28.17367	-82.393	69.6
2205	Point	10/5/2021	17:00:14	5:00-5:15	28.17341	-82.3931	69.08
2206	Point	10/5/2021	17:00:15	5:00-5:15	28.17315	-82.3933	68.49
2207	Point	10/5/2021	17:00:16	5:00-5:15	28.17289	-82.3934	67.82
2208	Point	10/5/2021	17:00:17	5:00-5:15	28.17264	-82.3935	67.08
2209	Point	10/5/2021	17:00:18	5:00-5:15	28.17239	-82.3936	66.44
2210	Point	10/5/2021	17:00:19	5:00-5:15	28.17214	-82.3937	66.19
2211	Point	10/5/2021	17:00:20	5:00-5:15	28.17189	-82.3938	66.07
2212	Point	10/5/2021	17:00:21	5:00-5:15	28.17164	-82.3939	66.07
2213	Point	10/5/2021	17:00:22	5:00-5:15	28.17139	-82.394	66.34
2214	Point	10/5/2021	17:00:23	5:00-5:15	28.17114	-82.3941	65.98
2215	Point	10/5/2021	17:00:24	5:00-5:15	28.1709	-82.3942	64.32
2216	Point	10/5/2021	17:00:25	5:00-5:15	28.17066	-82.3943	63.03
2217	Point	10/5/2021	17:00:26	5:00-5:15	28.17042	-82.3944	62.33
2218	Point	10/5/2021	17:00:27	5:00-5:15	28.17017	-82.3945	62.29
2219	Point	10/5/2021	17:00:28	5:00-5:15	28.16993	-82.3945	62.43
2220	Point	10/5/2021	17:00:29	5:00-5:15	28.16969	-82.3946	62
2221	Point	10/5/2021	17:00:30	5:00-5:15	28.16945	-82.3947	62.07
2222	Point	10/5/2021	17:00:31	5:00-5:15	28.1692	-82.3948	62.12
2223	Point	10/5/2021	17:00:32	5:00-5:15	28.16896	-82.3948	62.29
2224	Point	10/5/2021	17:00:33	5:00-5:15	28.16871	-82.3949	62.87
2225	Point	10/5/2021	17:00:34	5:00-5:15	28.16846	-82.3949	62.79
2226	Point	10/5/2021	17:00:35	5:00-5:15	28.16821	-82.395	62.68
2227	Point	10/5/2021	17:00:36	5:00-5:15	28.16796	-82.395	62.46
2228	Point	10/5/2021	17:00:37	5:00-5:15	28.16772	-82.3951	62.16
2229	Point	10/5/2021	17:00:38	5:00-5:15	28.16746	-82.3951	61.92
2230	Point	10/5/2021	17:00:39	5:00-5:15	28.16721	-82.3952	61.42
2231	Point	10/5/2021	17:00:40	5:00-5:15	28.16697	-82.3952	61.53
2232	Point	10/5/2021	17:00:41	5:00-5:15	28.16672	-82.3952	62.13
2233	Point	10/5/2021	17:00:42	5:00-5:15	28.16646	-82.3952	62.72
2234	Point	10/5/2021	17:00:43	5:00-5:15	28.16621	-82.3952	63.32
2235	Point	10/5/2021	17:00:44	5:00-5:15	28.16595	-82.3952	63.22
2236	Point	10/5/2021	17:00:45	5:00-5:15	28.16569	-82.3952	63.19
2237	Point	10/5/2021	17:00:46	5:00-5:15	28.16544	-82.3953	63.28
2238	Point	10/5/2021	17:00:47	5:00-5:15	28.16519	-82.3952	62.92
2239	Point	10/5/2021	17:00:48	5:00-5:15	28.16494	-82.3952	62.37
2240	Point	10/5/2021	17:00:49	5:00-5:15	28.16469	-82.3952	61.47
2241	Point	10/5/2021	17:00:50	5:00-5:15	28.16445	-82.3952	61.22
2242	Point	10/5/2021	17:00:51	5:00-5:15	28.1642	-82.3952	60.99

DocuSign Envelope ID: 00F7F873-2213-453E-A7D6-7A719BA1E281

2243	Point	10/5/2021	17:00:52	5:00-5:15	28.16396	-82.3952	61.06
2244	Point	10/5/2021	17:00:53	5:00-5:15	28.16371	-82.3951	61.82
2245	Point	10/5/2021	17:00:54	5:00-5:15	28.16346	-82.3951	62.52
2246	Point	10/5/2021	17:00:55	5:00-5:15	28.16321	-82.3951	62.55
2247	Point	10/5/2021	17:00:56	5:00-5:15	28.16296	-82.395	62.34
2248	Point	10/5/2021	17:00:57	5:00-5:15	28.16272	-82.395	62.06
2249	Point	10/5/2021	17:00:58	5:00-5:15	28.16247	-82.3949	61.7
2250	Point	10/5/2021	17:00:59	5:00-5:15	28.16223	-82.3949	61.16
2251	Point	10/5/2021	17:01:00	5:00-5:15	28.16199	-82.3948	60.53
2252	Point	10/5/2021	17:01:01	5:00-5:15	28.16175	-82.3947	60.82
2253	Point	10/5/2021	17:01:02	5:00-5:15	28.16151	-82.3947	61.24
2254	Point	10/5/2021	17:01:03	5:00-5:15	28.16127	-82.3946	61.47
2255	Point	10/5/2021	17:01:04	5:00-5:15	28.16103	-82.3945	61.01
2256	Point	10/5/2021	17:01:05	5:00-5:15	28.1608	-82.3944	60.76
2257	Point	10/5/2021	17:01:06	5:00-5:15	28.16056	-82.3943	61.45
11765	Point	10/5/2021	17:06:20	5:00-5:15	28.2096	-82.3753	61.91
11766	Point	10/5/2021	17:06:21	5:00-5:15	28.20939	-82.3754	61.36
11767	Point	10/5/2021	17:06:22	5:00-5:15	28.20918	-82.3756	61.83
11768	Point	10/5/2021	17:06:23	5:00-5:15	28.20897	-82.3757	62.34
11769	Point	10/5/2021	17:06:24	5:00-5:15	28.20875	-82.3759	62.55
11770	Point	10/5/2021	17:06:25	5:00-5:15	28.20854	-82.3761	63.2
11771	Point	10/5/2021	17:06:26	5:00-5:15	28.20832	-82.3762	63.24
11772	Point	10/5/2021	17:06:27	5:00-5:15	28.2081	-82.3764	63.43
11773	Point	10/5/2021	17:06:28	5:00-5:15	28.20789	-82.3765	63.49
11774	Point	10/5/2021	17:06:29	5:00-5:15	28.20767	-82.3767	63.49
11775	Point	10/5/2021	17:06:30	5:00-5:15	28.20745	-82.3768	63.19
11776	Point	10/5/2021	17:06:31	5:00-5:15	28.20723	-82.3769	62.7
11777	Point	10/5/2021	17:06:32	5:00-5:15	28.20701	-82.3771	62.13
11778	Point	10/5/2021	17:06:33	5:00-5:15	28.20679	-82.3772	61.89
11779	Point	10/5/2021	17:06:34	5:00-5:15	28.20658	-82.3774	61.71
11780	Point	10/5/2021	17:06:35	5:00-5:15	28.20636	-82.3775	61.81
11781	Point	10/5/2021	17:06:36	5:00-5:15	28.20614	-82.3776	61.81
11782	Point	10/5/2021	17:06:37	5:00-5:15	28.20592	-82.3778	62.01
11783	Point	10/5/2021	17:06:38	5:00-5:15	28.2057	-82.3779	62.32
11784	Point	10/5/2021	17:06:39	5:00-5:15	28.20547	-82.378	62.7
11785	Point	10/5/2021	17:06:40	5:00-5:15	28.20525	-82.3782	62.77
11786	Point	10/5/2021	17:06:41	5:00-5:15	28.20502	-82.3783	62.78
11787	Point	10/5/2021	17:06:42	5:00-5:15	28.2048	-82.3784	62.56
11788	Point	10/5/2021	17:06:43	5:00-5:15	28.20458	-82.3786	62.26
11789	Point	10/5/2021	17:06:44	5:00-5:15	28.20436	-82.3787	61.87
11790	Point	10/5/2021	17:06:45	5:00-5:15	28.20414	-82.3788	61.18
11791	Point	10/5/2021	17:06:46	5:00-5:15	28.20392	-82.3789	61.76
11792	Point	10/5/2021	17:06:47	5:00-5:15	28.20369	-82.3791	61.77
11793	Point	10/5/2021	17:06:48	5:00-5:15	28.20347	-82.3792	62.82
11794	Point	10/5/2021	17:06:49	5:00-5:15	28.20324	-82.3793	63.06
11795	Point	10/5/2021	17:06:50	5:00-5:15	28.20302	-82.3795	62.23
11796	Point	10/5/2021	17:06:51	5:00-5:15	28.2028	-82.3796	61.38

DocuSign Envelope ID: 00F7F873-2213-453E-A7D6-7A719BA1E281

11797	Point	10/5/2021	17:06:52	5:00-5:15	28.20259	-82.3797	60.28
11798	Point	10/5/2021	17:06:53	5:00-5:15	28.20238	-82.3798	59.1
11799	Point	10/5/2021	17:06:54	5:00-5:15	28.20216	-82.38	58.82
11800	Point	10/5/2021	17:06:55	5:00-5:15	28.20195	-82.3801	57.61
11801	Point	10/5/2021	17:06:56	5:00-5:15	28.20176	-82.3802	56.37
11802	Point	10/5/2021	17:06:57	5:00-5:15	28.20156	-82.3803	56.52
11803	Point	10/5/2021	17:06:58	5:00-5:15	28.20135	-82.3804	56.45
11804	Point	10/5/2021	17:06:59	5:00-5:15	28.20115	-82.3805	56.59
11805	Point	10/5/2021	17:07:00	5:00-5:15	28.20095	-82.3807	57.08
11806	Point	10/5/2021	17:07:01	5:00-5:15	28.20074	-82.3808	56.88
11807	Point	10/5/2021	17:07:02	5:00-5:15	28.20054	-82.3809	57.38
11808	Point	10/5/2021	17:07:03	5:00-5:15	28.20033	-82.381	58.12
11809	Point	10/5/2021	17:07:04	5:00-5:15	28.20012	-82.3812	59.47
11810	Point	10/5/2021	17:07:05	5:00-5:15	28.1999	-82.3813	60.01
11811	Point	10/5/2021	17:07:06	5:00-5:15	28.19968	-82.3814	60.39
11812	Point	10/5/2021	17:07:07	5:00-5:15	28.19946	-82.3815	60.65
11813	Point	10/5/2021	17:07:08	5:00-5:15	28.19924	-82.3817	61.03
11814	Point	10/5/2021	17:07:09	5:00-5:15	28.19902	-82.3818	60.95
11815	Point	10/5/2021	17:07:10	5:00-5:15	28.1988	-82.3819	60.81
11816	Point	10/5/2021	17:07:11	5:00-5:15	28.19859	-82.382	60.53
11817	Point	10/5/2021	17:07:12	5:00-5:15	28.19837	-82.3822	60.47
11818	Point	10/5/2021	17:07:13	5:00-5:15	28.19815	-82.3823	60.34
11819	Point	10/5/2021	17:07:14	5:00-5:15	28.19794	-82.3824	60.35
11820	Point	10/5/2021	17:07:15	5:00-5:15	28.19772	-82.3825	59.72
11821	Point	10/5/2021	17:07:16	5:00-5:15	28.19752	-82.3826	58.89
11822	Point	10/5/2021	17:07:17	5:00-5:15	28.19731	-82.3828	57.71
11823	Point	10/5/2021	17:07:18	5:00-5:15	28.19711	-82.3829	56.18
11824	Point	10/5/2021	17:07:19	5:00-5:15	28.1969	-82.383	57.32
11825	Point	10/5/2021	17:07:20	5:00-5:15	28.1967	-82.3831	56.66
11826	Point	10/5/2021	17:07:21	5:00-5:15	28.1965	-82.3832	56.75
11827	Point	10/5/2021	17:07:22	5:00-5:15	28.19629	-82.3833	56.9
11828	Point	10/5/2021	17:07:23	5:00-5:15	28.19608	-82.3834	57.42
11829	Point	10/5/2021	17:07:24	5:00-5:15	28.19587	-82.3835	57.6
11830	Point	10/5/2021	17:07:25	5:00-5:15	28.19566	-82.3837	57.4
11831	Point	10/5/2021	17:07:26	5:00-5:15	28.19544	-82.3838	57.54
11832	Point	10/5/2021	17:07:27	5:00-5:15	28.19523	-82.3839	57.39
11833	Point	10/5/2021	17:07:28	5:00-5:15	28.19502	-82.384	57.12
11834	Point	10/5/2021	17:07:29	5:00-5:15	28.19481	-82.3841	57.24
11835	Point	10/5/2021	17:07:30	5:00-5:15	28.19459	-82.3842	58.21
11836	Point	10/5/2021	17:07:31	5:00-5:15	28.19437	-82.3843	58.53
11837	Point	10/5/2021	17:07:32	5:00-5:15	28.19415	-82.3844	58.83
11838	Point	10/5/2021	17:07:33	5:00-5:15	28.19394	-82.3845	58.34
11839	Point	10/5/2021	17:07:34	5:00-5:15	28.19371	-82.3846	59.23
11840	Point	10/5/2021	17:07:35	5:00-5:15	28.19349	-82.3847	59.74
11841	Point	10/5/2021	17:07:36	5:00-5:15	28.19326	-82.3848	59.94
11842	Point	10/5/2021	17:07:37	5:00-5:15	28.19303	-82.3849	60.51
11843	Point	10/5/2021	17:07:38	5:00-5:15	28.19281	-82.385	60.29

DocuSign Envelope ID: 00F7F873-2213-453E-A7D6-7A719BA1E281

11844	Point	10/5/2021	17:07:39	5:00-5:15	28.19258	-82.3851	60.19
11845	Point	10/5/2021	17:07:40	5:00-5:15	28.19235	-82.3852	60.16
11846	Point	10/5/2021	17:07:41	5:00-5:15	28.19212	-82.3853	60.26
11847	Point	10/5/2021	17:07:42	5:00-5:15	28.19189	-82.3854	60.07
11848	Point	10/5/2021	17:07:43	5:00-5:15	28.19167	-82.3855	59.9
11849	Point	10/5/2021	17:07:44	5:00-5:15	28.19145	-82.3856	59.89
11850	Point	10/5/2021	17:07:45	5:00-5:15	28.19122	-82.3857	59.85
11851	Point	10/5/2021	17:07:46	5:00-5:15	28.19099	-82.3858	59.87
11852	Point	10/5/2021	17:07:47	5:00-5:15	28.19076	-82.3858	60.16
11853	Point	10/5/2021	17:07:48	5:00-5:15	28.19053	-82.3859	60.74
11854	Point	10/5/2021	17:07:49	5:00-5:15	28.1903	-82.386	60.47
11855	Point	10/5/2021	17:07:50	5:00-5:15	28.19007	-82.3861	59.97
11856	Point	10/5/2021	17:07:51	5:00-5:15	28.18985	-82.3862	59.73
11857	Point	10/5/2021	17:07:52	5:00-5:15	28.18962	-82.3863	60.03
11858	Point	10/5/2021	17:07:53	5:00-5:15	28.1894	-82.3864	60.44
11859	Point	10/5/2021	17:07:54	5:00-5:15	28.18917	-82.3865	61.23
11860	Point	10/5/2021	17:07:55	5:00-5:15	28.18893	-82.3866	61.9
11861	Point	10/5/2021	17:07:56	5:00-5:15	28.1887	-82.3867	62.45
11862	Point	10/5/2021	17:07:57	5:00-5:15	28.18846	-82.3868	62.42
11863	Point	10/5/2021	17:07:58	5:00-5:15	28.18823	-82.3869	61.5
11864	Point	10/5/2021	17:07:59	5:00-5:15	28.188	-82.387	60.75
11865	Point	10/5/2021	17:08:00	5:00-5:15	28.18778	-82.3871	60.38
11866	Point	10/5/2021	17:08:01	5:00-5:15	28.18754	-82.3872	60.9
11867	Point	10/5/2021	17:08:02	5:00-5:15	28.18732	-82.3873	60.12
11868	Point	10/5/2021	17:08:03	5:00-5:15	28.18709	-82.3874	59.3
11869	Point	10/5/2021	17:08:04	5:00-5:15	28.18687	-82.3875	58.35
11870	Point	10/5/2021	17:08:05	5:00-5:15	28.18666	-82.3876	57.38
11871	Point	10/5/2021	17:08:06	5:00-5:15	28.18644	-82.3877	56.53
11872	Point	10/5/2021	17:08:07	5:00-5:15	28.18623	-82.3878	56.26
11873	Point	10/5/2021	17:08:08	5:00-5:15	28.18601	-82.3879	57.11
11874	Point	10/5/2021	17:08:09	5:00-5:15	28.18579	-82.388	57.81
11875	Point	10/5/2021	17:08:10	5:00-5:15	28.18557	-82.3881	58.61
11876	Point	10/5/2021	17:08:11	5:00-5:15	28.18535	-82.3881	59.46
11877	Point	10/5/2021	17:08:12	5:00-5:15	28.18512	-82.3882	60.27
11878	Point	10/5/2021	17:08:13	5:00-5:15	28.18489	-82.3883	61.03
11879	Point	10/5/2021	17:08:14	5:00-5:15	28.18466	-82.3884	61.32
11880	Point	10/5/2021	17:08:15	5:00-5:15	28.18443	-82.3885	61.37
11881	Point	10/5/2021	17:08:16	5:00-5:15	28.1842	-82.3886	61.39
11882	Point	10/5/2021	17:08:17	5:00-5:15	28.18396	-82.3887	61.45
11883	Point	10/5/2021	17:08:18	5:00-5:15	28.18373	-82.3888	61.66
11884	Point	10/5/2021	17:08:19	5:00-5:15	28.1835	-82.3889	62.22
11885	Point	10/5/2021	17:08:20	5:00-5:15	28.18326	-82.389	62.86
11886	Point	10/5/2021	17:08:21	5:00-5:15	28.18301	-82.3891	63.49
11887	Point	10/5/2021	17:08:22	5:00-5:15	28.18277	-82.3892	64.1
11888	Point	10/5/2021	17:08:23	5:00-5:15	28.18253	-82.3893	64.62
11889	Point	10/5/2021	17:08:24	5:00-5:15	28.18228	-82.3894	65.14
11890	Point	10/5/2021	17:08:25	5:00-5:15	28.18203	-82.3895	65.94

DocuSign Envelope ID: 00F7F873-2213-453E-A7D6-7A719BA1E281

11891	Point	10/5/2021	17:08:26	5:00-5:15	28.18178	-82.3897	66.59
11892	Point	10/5/2021	17:08:27	5:00-5:15	28.18153	-82.3898	66.79
11893	Point	10/5/2021	17:08:28	5:00-5:15	28.18127	-82.3899	66.89
11894	Point	10/5/2021	17:08:29	5:00-5:15	28.18102	-82.39	66.68
11895	Point	10/5/2021	17:08:30	5:00-5:15	28.18077	-82.3901	66.5
11896	Point	10/5/2021	17:08:31	5:00-5:15	28.18052	-82.3902	66.34
11897	Point	10/5/2021	17:08:32	5:00-5:15	28.18028	-82.3903	66.21
11898	Point	10/5/2021	17:08:33	5:00-5:15	28.18002	-82.3904	66.48
11899	Point	10/5/2021	17:08:34	5:00-5:15	28.17977	-82.3905	66.63
11900	Point	10/5/2021	17:08:35	5:00-5:15	28.17953	-82.3906	66.48
11901	Point	10/5/2021	17:08:36	5:00-5:15	28.17927	-82.3907	66.75
11902	Point	10/5/2021	17:08:37	5:00-5:15	28.17902	-82.3908	66.8
11903	Point	10/5/2021	17:08:38	5:00-5:15	28.17877	-82.3909	66.75
11904	Point	10/5/2021	17:08:39	5:00-5:15	28.17852	-82.391	66.7
11905	Point	10/5/2021	17:08:40	5:00-5:15	28.17826	-82.3912	66.57
11906	Point	10/5/2021	17:08:41	5:00-5:15	28.17801	-82.3913	66.54
11907	Point	10/5/2021	17:08:42	5:00-5:15	28.17776	-82.3914	66.44
11908	Point	10/5/2021	17:08:43	5:00-5:15	28.17751	-82.3915	66.39
11909	Point	10/5/2021	17:08:44	5:00-5:15	28.17726	-82.3916	66.7
11910	Point	10/5/2021	17:08:45	5:00-5:15	28.177	-82.3917	67.14
11911	Point	10/5/2021	17:08:46	5:00-5:15	28.17675	-82.3918	67.54
11912	Point	10/5/2021	17:08:47	5:00-5:15	28.1765	-82.3919	67.64
11913	Point	10/5/2021	17:08:48	5:00-5:15	28.17624	-82.392	67.88
11914	Point	10/5/2021	17:08:49	5:00-5:15	28.17598	-82.3921	67.93
11915	Point	10/5/2021	17:08:50	5:00-5:15	28.17572	-82.3922	67.99
11916	Point	10/5/2021	17:08:51	5:00-5:15	28.17546	-82.3923	67.91
11917	Point	10/5/2021	17:08:52	5:00-5:15	28.17521	-82.3924	67.84
11918	Point	10/5/2021	17:08:53	5:00-5:15	28.17495	-82.3925	67.54
11919	Point	10/5/2021	17:08:54	5:00-5:15	28.1747	-82.3927	67.37
11920	Point	10/5/2021	17:08:55	5:00-5:15	28.17445	-82.3928	67.31
11921	Point	10/5/2021	17:08:56	5:00-5:15	28.17419	-82.3929	67.39
11922	Point	10/5/2021	17:08:57	5:00-5:15	28.17394	-82.393	67.51
11923	Point	10/5/2021	17:08:58	5:00-5:15	28.17368	-82.3931	67.57
11924	Point	10/5/2021	17:08:59	5:00-5:15	28.17343	-82.3932	67.53
11925	Point	10/5/2021	17:09:00	5:00-5:15	28.17317	-82.3933	67.66
11926	Point	10/5/2021	17:09:01	5:00-5:15	28.17292	-82.3934	67.71
11927	Point	10/5/2021	17:09:02	5:00-5:15	28.17266	-82.3935	67.67
11928	Point	10/5/2021	17:09:03	5:00-5:15	28.1724	-82.3936	67.45
11929	Point	10/5/2021	17:09:04	5:00-5:15	28.17214	-82.3937	67.02
11930	Point	10/5/2021	17:09:05	5:00-5:15	28.17189	-82.3938	66.72
11931	Point	10/5/2021	17:09:06	5:00-5:15	28.17164	-82.3939	66.39
11932	Point	10/5/2021	17:09:07	5:00-5:15	28.17138	-82.394	66.13
11933	Point	10/5/2021	17:09:08	5:00-5:15	28.17114	-82.3941	65.88
11934	Point	10/5/2021	17:09:09	5:00-5:15	28.17089	-82.3942	65.63
11935	Point	10/5/2021	17:09:10	5:00-5:15	28.17064	-82.3943	65.68
11936	Point	10/5/2021	17:09:11	5:00-5:15	28.17039	-82.3944	66.11
11937	Point	10/5/2021	17:09:12	5:00-5:15	28.17013	-82.3945	66.6

DocuSign Envelope ID: 00F7F873-2213-453E-A7D6-7A719BA1E281

11938	Point	10/5/2021	17:09:13	5:00-5:15	28.16987	-82.3946	66.91
11939	Point	10/5/2021	17:09:14	5:00-5:15	28.16961	-82.3947	67.36
11940	Point	10/5/2021	17:09:15	5:00-5:15	28.16935	-82.3947	67.66
11941	Point	10/5/2021	17:09:16	5:00-5:15	28.16908	-82.3948	68
11942	Point	10/5/2021	17:09:17	5:00-5:15	28.16881	-82.3949	68.24
11943	Point	10/5/2021	17:09:18	5:00-5:15	28.16854	-82.3949	68.34
11944	Point	10/5/2021	17:09:19	5:00-5:15	28.16827	-82.395	68.51
11945	Point	10/5/2021	17:09:20	5:00-5:15	28.168	-82.3951	68.62
11946	Point	10/5/2021	17:09:21	5:00-5:15	28.16773	-82.3951	68.67
11947	Point	10/5/2021	17:09:22	5:00-5:15	28.16745	-82.3951	68.9
11948	Point	10/5/2021	17:09:23	5:00-5:15	28.16718	-82.3952	69.03
11949	Point	10/5/2021	17:09:24	5:00-5:15	28.1669	-82.3952	69.19
11950	Point	10/5/2021	17:09:25	5:00-5:15	28.16662	-82.3952	69.19
11951	Point	10/5/2021	17:09:26	5:00-5:15	28.16634	-82.3952	69.32
11952	Point	10/5/2021	17:09:27	5:00-5:15	28.16607	-82.3952	69.27
11953	Point	10/5/2021	17:09:28	5:00-5:15	28.16579	-82.3953	69.29
11954	Point	10/5/2021	17:09:29	5:00-5:15	28.16551	-82.3953	69.46
11955	Point	10/5/2021	17:09:30	5:00-5:15	28.16522	-82.3953	69.71
11956	Point	10/5/2021	17:09:31	5:00-5:15	28.16494	-82.3952	69.82
11957	Point	10/5/2021	17:09:32	5:00-5:15	28.16466	-82.3952	69.77
11958	Point	10/5/2021	17:09:33	5:00-5:15	28.16438	-82.3952	69.62
11959	Point	10/5/2021	17:09:34	5:00-5:15	28.1641	-82.3952	69.59
11960	Point	10/5/2021	17:09:35	5:00-5:15	28.16382	-82.3952	69.52
11961	Point	10/5/2021	17:09:36	5:00-5:15	28.16354	-82.3951	69.58
11962	Point	10/5/2021	17:09:37	5:00-5:15	28.16327	-82.3951	69.75
11963	Point	10/5/2021	17:09:38	5:00-5:15	28.16299	-82.395	69.89
11964	Point	10/5/2021	17:09:39	5:00-5:15	28.16271	-82.395	70.04
11965	Point	10/5/2021	17:09:40	5:00-5:15	28.16243	-82.3949	70.32
11966	Point	10/5/2021	17:09:41	5:00-5:15	28.16215	-82.3949	70.75
11967	Point	10/5/2021	17:09:42	5:00-5:15	28.16187	-82.3948	71.32
11968	Point	10/5/2021	17:09:43	5:00-5:15	28.16159	-82.3947	71.64
11969	Point	10/5/2021	17:09:44	5:00-5:15	28.16131	-82.3946	71.92
11970	Point	10/5/2021	17:09:45	5:00-5:15	28.16103	-82.3945	72.26
11971	Point	10/5/2021	17:09:46	5:00-5:15	28.16075	-82.3944	72.72
11972	Point	10/5/2021	17:09:47	5:00-5:15	28.16047	-82.3943	72.82
19507	Point	10/5/2021	17:15:10	5:15-5:30	28.20969	-82.3752	63.38
19508	Point	10/5/2021	17:15:11	5:15-5:30	28.20948	-82.3754	63.96
19509	Point	10/5/2021	17:15:12	5:15-5:30	28.20926	-82.3756	64
19510	Point	10/5/2021	17:15:13	5:15-5:30	28.20904	-82.3757	64.07
19511	Point	10/5/2021	17:15:14	5:15-5:30	28.20882	-82.3759	64.36
19512	Point	10/5/2021	17:15:15	5:15-5:30	28.2086	-82.376	64.87
19513	Point	10/5/2021	17:15:16	5:15-5:30	28.20838	-82.3762	65.12
19514	Point	10/5/2021	17:15:17	5:15-5:30	28.20815	-82.3763	65.01
19515	Point	10/5/2021	17:15:18	5:15-5:30	28.20793	-82.3765	64.69
19516	Point	10/5/2021	17:15:19	5:15-5:30	28.2077	-82.3766	64.76
19517	Point	10/5/2021	17:15:20	5:15-5:30	28.20748	-82.3768	64.77
19518	Point	10/5/2021	17:15:21	5:15-5:30	28.20725	-82.3769	64.94

DocuSign Envelope ID: 00F7F873-2213-453E-A7D6-7A719BA1E281

19519	Point	10/5/2021	17:15:22	5:15-5:30	28.20702	-82.3771	65.18
19520	Point	10/5/2021	17:15:23	5:15-5:30	28.20679	-82.3772	65.4
19521	Point	10/5/2021	17:15:24	5:15-5:30	28.20656	-82.3774	65.91
19522	Point	10/5/2021	17:15:25	5:15-5:30	28.20633	-82.3775	66.63
19523	Point	10/5/2021	17:15:26	5:15-5:30	28.20609	-82.3777	67.47
19524	Point	10/5/2021	17:15:27	5:15-5:30	28.20584	-82.3778	68.23
19525	Point	10/5/2021	17:15:28	5:15-5:30	28.2056	-82.378	68.81
19526	Point	10/5/2021	17:15:29	5:15-5:30	28.20535	-82.3781	69.15
19527	Point	10/5/2021	17:15:30	5:15-5:30	28.2051	-82.3783	69.52
19528	Point	10/5/2021	17:15:31	5:15-5:30	28.20484	-82.3784	70.05
19529	Point	10/5/2021	17:15:32	5:15-5:30	28.20459	-82.3786	70.37
19530	Point	10/5/2021	17:15:33	5:15-5:30	28.20434	-82.3787	69.82
19531	Point	10/5/2021	17:15:34	5:15-5:30	28.20409	-82.3788	69.63
19532	Point	10/5/2021	17:15:35	5:15-5:30	28.20384	-82.379	69.46
19533	Point	10/5/2021	17:15:36	5:15-5:30	28.20359	-82.3791	68.64
19534	Point	10/5/2021	17:15:37	5:15-5:30	28.20335	-82.3793	67.86
19535	Point	10/5/2021	17:15:38	5:15-5:30	28.20311	-82.3794	67.4
19536	Point	10/5/2021	17:15:39	5:15-5:30	28.20286	-82.3795	66.88
19537	Point	10/5/2021	17:15:40	5:15-5:30	28.20263	-82.3797	66.49
19538	Point	10/5/2021	17:15:41	5:15-5:30	28.20239	-82.3798	66.05
19539	Point	10/5/2021	17:15:42	5:15-5:30	28.20215	-82.38	65.6
19540	Point	10/5/2021	17:15:43	5:15-5:30	28.20192	-82.3801	65.25
19541	Point	10/5/2021	17:15:44	5:15-5:30	28.20169	-82.3802	64.51
19542	Point	10/5/2021	17:15:45	5:15-5:30	28.20146	-82.3804	63.91
19543	Point	10/5/2021	17:15:46	5:15-5:30	28.20123	-82.3805	63.88
19544	Point	10/5/2021	17:15:47	5:15-5:30	28.201	-82.3806	64.08
19545	Point	10/5/2021	17:15:48	5:15-5:30	28.20077	-82.3808	64.56
19546	Point	10/5/2021	17:15:49	5:15-5:30	28.20054	-82.3809	65.08
19547	Point	10/5/2021	17:15:50	5:15-5:30	28.2003	-82.381	65.47
19548	Point	10/5/2021	17:15:51	5:15-5:30	28.20007	-82.3812	65.77
19549	Point	10/5/2021	17:15:52	5:15-5:30	28.19983	-82.3813	66.08
19550	Point	10/5/2021	17:15:53	5:15-5:30	28.19959	-82.3814	66.58
19551	Point	10/5/2021	17:15:54	5:15-5:30	28.19935	-82.3816	66.48
19552	Point	10/5/2021	17:15:55	5:15-5:30	28.19912	-82.3817	66.32
19553	Point	10/5/2021	17:15:56	5:15-5:30	28.19888	-82.3819	66.43
19554	Point	10/5/2021	17:15:57	5:15-5:30	28.19863	-82.382	66.87
19555	Point	10/5/2021	17:15:58	5:15-5:30	28.19839	-82.3821	66.89
19556	Point	10/5/2021	17:15:59	5:15-5:30	28.19815	-82.3823	66.48
19557	Point	10/5/2021	17:16:00	5:15-5:30	28.19791	-82.3824	65.84
19558	Point	10/5/2021	17:16:01	5:15-5:30	28.19768	-82.3825	65.1
19559	Point	10/5/2021	17:16:02	5:15-5:30	28.19744	-82.3827	64.86
19560	Point	10/5/2021	17:16:03	5:15-5:30	28.19721	-82.3828	64.75
19561	Point	10/5/2021	17:16:04	5:15-5:30	28.19697	-82.3829	64.57
19562	Point	10/5/2021	17:16:05	5:15-5:30	28.19674	-82.3831	63.79
19563	Point	10/5/2021	17:16:06	5:15-5:30	28.19651	-82.3832	62.83
19564	Point	10/5/2021	17:16:07	5:15-5:30	28.19629	-82.3833	61.97
19565	Point	10/5/2021	17:16:08	5:15-5:30	28.19606	-82.3834	61.77

DocuSign Envelope ID: 00F7F873-2213-453E-A7D6-7A719BA1E281

19566	Point	10/5/2021	17:16:09	5:15-5:30	28.19584	-82.3836	62.01
19567	Point	10/5/2021	17:16:10	5:15-5:30	28.19561	-82.3837	62.64
19568	Point	10/5/2021	17:16:11	5:15-5:30	28.19537	-82.3838	63.21
19569	Point	10/5/2021	17:16:12	5:15-5:30	28.19514	-82.3839	63.61
19570	Point	10/5/2021	17:16:13	5:15-5:30	28.1949	-82.384	63.97
19571	Point	10/5/2021	17:16:14	5:15-5:30	28.19466	-82.3841	64.38
19572	Point	10/5/2021	17:16:15	5:15-5:30	28.19442	-82.3842	64.63
19573	Point	10/5/2021	17:16:16	5:15-5:30	28.19418	-82.3844	65.01
19574	Point	10/5/2021	17:16:17	5:15-5:30	28.19394	-82.3845	65.06
19575	Point	10/5/2021	17:16:18	5:15-5:30	28.19369	-82.3846	64.33
19576	Point	10/5/2021	17:16:19	5:15-5:30	28.19346	-82.3847	63.74
19577	Point	10/5/2021	17:16:20	5:15-5:30	28.19322	-82.3848	62.95
19578	Point	10/5/2021	17:16:21	5:15-5:30	28.19298	-82.3849	62.55
19579	Point	10/5/2021	17:16:22	5:15-5:30	28.19275	-82.385	62.47
19580	Point	10/5/2021	17:16:23	5:15-5:30	28.19251	-82.3851	61.86
19581	Point	10/5/2021	17:16:24	5:15-5:30	28.19228	-82.3852	61.33
19582	Point	10/5/2021	17:16:25	5:15-5:30	28.19205	-82.3853	61.34
19583	Point	10/5/2021	17:16:26	5:15-5:30	28.19182	-82.3854	61.37
19584	Point	10/5/2021	17:16:27	5:15-5:30	28.19159	-82.3855	61.57
19585	Point	10/5/2021	17:16:28	5:15-5:30	28.19136	-82.3856	61.99
19586	Point	10/5/2021	17:16:29	5:15-5:30	28.19113	-82.3857	61.44
19587	Point	10/5/2021	17:16:30	5:15-5:30	28.1909	-82.3858	61.43
19588	Point	10/5/2021	17:16:31	5:15-5:30	28.19067	-82.3859	61.68
19589	Point	10/5/2021	17:16:32	5:15-5:30	28.19044	-82.386	62.29
19590	Point	10/5/2021	17:16:33	5:15-5:30	28.19021	-82.3861	61.93
19591	Point	10/5/2021	17:16:34	5:15-5:30	28.18998	-82.3862	61.75
19592	Point	10/5/2021	17:16:35	5:15-5:30	28.18975	-82.3863	61.58
19593	Point	10/5/2021	17:16:36	5:15-5:30	28.18952	-82.3864	61.53
19594	Point	10/5/2021	17:16:37	5:15-5:30	28.18929	-82.3865	61.5
19595	Point	10/5/2021	17:16:38	5:15-5:30	28.18906	-82.3866	61
19596	Point	10/5/2021	17:16:39	5:15-5:30	28.18882	-82.3867	61.21
19597	Point	10/5/2021	17:16:40	5:15-5:30	28.18859	-82.3868	61.68
19598	Point	10/5/2021	17:16:41	5:15-5:30	28.18835	-82.3869	62.15
19599	Point	10/5/2021	17:16:42	5:15-5:30	28.18812	-82.387	62.22
19600	Point	10/5/2021	17:16:43	5:15-5:30	28.18788	-82.3871	62.43
19601	Point	10/5/2021	17:16:44	5:15-5:30	28.18765	-82.3872	62.89
19602	Point	10/5/2021	17:16:45	5:15-5:30	28.18741	-82.3873	62.94
19603	Point	10/5/2021	17:16:46	5:15-5:30	28.18717	-82.3874	62.53
19604	Point	10/5/2021	17:16:47	5:15-5:30	28.18694	-82.3875	62.38
19605	Point	10/5/2021	17:16:48	5:15-5:30	28.1867	-82.3876	62.27
19606	Point	10/5/2021	17:16:49	5:15-5:30	28.18647	-82.3877	62.3
19607	Point	10/5/2021	17:16:50	5:15-5:30	28.18623	-82.3878	62.27
19608	Point	10/5/2021	17:16:51	5:15-5:30	28.18599	-82.3879	62.06
19609	Point	10/5/2021	17:16:52	5:15-5:30	28.18576	-82.388	62.06
19610	Point	10/5/2021	17:16:53	5:15-5:30	28.18552	-82.3881	62.01
19611	Point	10/5/2021	17:16:54	5:15-5:30	28.18529	-82.3882	62.1
19612	Point	10/5/2021	17:16:55	5:15-5:30	28.18505	-82.3883	62.71

DocuSign Envelope ID: 00F7F873-2213-453E-A7D6-7A719BA1E281

19613	Point	10/5/2021	17:16:56	5:15-5:30	28.18481	-82.3884	63.4
19614	Point	10/5/2021	17:16:57	5:15-5:30	28.18457	-82.3885	63.82
19615	Point	10/5/2021	17:16:58	5:15-5:30	28.18433	-82.3886	64.12
19616	Point	10/5/2021	17:16:59	5:15-5:30	28.18409	-82.3887	64.32
19617	Point	10/5/2021	17:17:00	5:15-5:30	28.18385	-82.3888	64.59
19618	Point	10/5/2021	17:17:01	5:15-5:30	28.18361	-82.3889	64.38
19619	Point	10/5/2021	17:17:02	5:15-5:30	28.18337	-82.389	63.37
19620	Point	10/5/2021	17:17:03	5:15-5:30	28.18313	-82.3891	62.41
19621	Point	10/5/2021	17:17:04	5:15-5:30	28.18289	-82.3892	62.43
19622	Point	10/5/2021	17:17:05	5:15-5:30	28.18266	-82.3893	62.72
19623	Point	10/5/2021	17:17:06	5:15-5:30	28.18242	-82.3894	62.33
19624	Point	10/5/2021	17:17:07	5:15-5:30	28.18219	-82.3895	61.35
19625	Point	10/5/2021	17:17:08	5:15-5:30	28.18196	-82.3896	61.27
19626	Point	10/5/2021	17:17:09	5:15-5:30	28.18173	-82.3897	61.1
19627	Point	10/5/2021	17:17:10	5:15-5:30	28.18149	-82.3898	61.4
19628	Point	10/5/2021	17:17:11	5:15-5:30	28.18126	-82.3899	61.15
19629	Point	10/5/2021	17:17:12	5:15-5:30	28.18102	-82.39	61.33
19630	Point	10/5/2021	17:17:13	5:15-5:30	28.18079	-82.3901	61.52
19631	Point	10/5/2021	17:17:14	5:15-5:30	28.18055	-82.3902	61.75
19632	Point	10/5/2021	17:17:15	5:15-5:30	28.18031	-82.3903	62.12
19633	Point	10/5/2021	17:17:16	5:15-5:30	28.18008	-82.3904	62.21
19634	Point	10/5/2021	17:17:17	5:15-5:30	28.17985	-82.3905	62.17
19635	Point	10/5/2021	17:17:18	5:15-5:30	28.17961	-82.3906	62.21
19636	Point	10/5/2021	17:17:19	5:15-5:30	28.17937	-82.3907	62.22
19637	Point	10/5/2021	17:17:20	5:15-5:30	28.17913	-82.3908	62.36
19638	Point	10/5/2021	17:17:21	5:15-5:30	28.1789	-82.3909	62.52
19639	Point	10/5/2021	17:17:22	5:15-5:30	28.17866	-82.391	62.79
19640	Point	10/5/2021	17:17:23	5:15-5:30	28.17842	-82.3911	62.76
19641	Point	10/5/2021	17:17:24	5:15-5:30	28.17818	-82.3912	62.64
19642	Point	10/5/2021	17:17:25	5:15-5:30	28.17795	-82.3913	62.88
19643	Point	10/5/2021	17:17:26	5:15-5:30	28.17771	-82.3914	63.57
19644	Point	10/5/2021	17:17:27	5:15-5:30	28.17746	-82.3915	64.39
19645	Point	10/5/2021	17:17:28	5:15-5:30	28.17721	-82.3916	65.13
19646	Point	10/5/2021	17:17:29	5:15-5:30	28.17696	-82.3917	65.71
19647	Point	10/5/2021	17:17:30	5:15-5:30	28.17671	-82.3918	66.28
3045	Point	10/5/2021	17:17:31	5:15-5:30	28.20974	-82.3752	74.75
19648	Point	10/5/2021	17:17:31	5:15-5:30	28.17646	-82.3919	66.96
3046	Point	10/5/2021	17:17:32	5:15-5:30	28.20949	-82.3754	75
19649	Point	10/5/2021	17:17:32	5:15-5:30	28.1762	-82.392	67.43
3047	Point	10/5/2021	17:17:33	5:15-5:30	28.20923	-82.3756	75.33
19650	Point	10/5/2021	17:17:33	5:15-5:30	28.17594	-82.3922	67.67
3048	Point	10/5/2021	17:17:34	5:15-5:30	28.20897	-82.3757	75.6
19651	Point	10/5/2021	17:17:34	5:15-5:30	28.17569	-82.3923	67.64
3049	Point	10/5/2021	17:17:35	5:15-5:30	28.20871	-82.3759	76.06
19652	Point	10/5/2021	17:17:35	5:15-5:30	28.17544	-82.3924	67.68
3050	Point	10/5/2021	17:17:36	5:15-5:30	28.20845	-82.3761	76.36
19653	Point	10/5/2021	17:17:36	5:15-5:30	28.17518	-82.3925	67.84

DocuSign Envelope ID: 00F7F873-2213-453E-A7D6-7A719BA1E281

3051	Point	10/5/2021	17:17:37	5:15-5:30	28.20819	-82.3763	76.58
19654	Point	10/5/2021	17:17:37	5:15-5:30	28.17492	-82.3926	67.93
3052	Point	10/5/2021	17:17:38	5:15-5:30	28.20792	-82.3765	76.92
19655	Point	10/5/2021	17:17:38	5:15-5:30	28.17467	-82.3927	67.57
3053	Point	10/5/2021	17:17:39	5:15-5:30	28.20766	-82.3767	77.28
19656	Point	10/5/2021	17:17:39	5:15-5:30	28.17441	-82.3928	67.27
3054	Point	10/5/2021	17:17:40	5:15-5:30	28.20739	-82.3768	76.94
19657	Point	10/5/2021	17:17:40	5:15-5:30	28.17416	-82.3929	67.22
3055	Point	10/5/2021	17:17:41	5:15-5:30	28.20712	-82.377	75.95
19658	Point	10/5/2021	17:17:41	5:15-5:30	28.1739	-82.393	66.98
3056	Point	10/5/2021	17:17:42	5:15-5:30	28.20686	-82.3772	75.31
19659	Point	10/5/2021	17:17:42	5:15-5:30	28.17365	-82.3931	66.57
3057	Point	10/5/2021	17:17:43	5:15-5:30	28.2066	-82.3773	74.85
19660	Point	10/5/2021	17:17:43	5:15-5:30	28.1734	-82.3932	65.89
3058	Point	10/5/2021	17:17:44	5:15-5:30	28.20633	-82.3775	74.59
19661	Point	10/5/2021	17:17:44	5:15-5:30	28.17315	-82.3933	65.76
3059	Point	10/5/2021	17:17:45	5:15-5:30	28.20607	-82.3777	74.14
19662	Point	10/5/2021	17:17:45	5:15-5:30	28.1729	-82.3934	65.32
3060	Point	10/5/2021	17:17:46	5:15-5:30	28.2058	-82.3778	74.29
19663	Point	10/5/2021	17:17:46	5:15-5:30	28.17265	-82.3935	65.3
3061	Point	10/5/2021	17:17:47	5:15-5:30	28.20554	-82.378	74.01
19664	Point	10/5/2021	17:17:47	5:15-5:30	28.1724	-82.3936	64.9
3062	Point	10/5/2021	17:17:48	5:15-5:30	28.20528	-82.3781	73.36
19665	Point	10/5/2021	17:17:48	5:15-5:30	28.17215	-82.3937	64.73
3063	Point	10/5/2021	17:17:49	5:15-5:30	28.20502	-82.3783	71.97
19666	Point	10/5/2021	17:17:49	5:15-5:30	28.17191	-82.3938	64.53
3064	Point	10/5/2021	17:17:50	5:15-5:30	28.20477	-82.3784	70.94
19667	Point	10/5/2021	17:17:50	5:15-5:30	28.17166	-82.3939	64.53
3065	Point	10/5/2021	17:17:51	5:15-5:30	28.20452	-82.3786	69.6
19668	Point	10/5/2021	17:17:51	5:15-5:30	28.17142	-82.394	64.68
3066	Point	10/5/2021	17:17:52	5:15-5:30	28.20427	-82.3787	69.01
19669	Point	10/5/2021	17:17:52	5:15-5:30	28.17118	-82.3941	64.86
3067	Point	10/5/2021	17:17:53	5:15-5:30	28.20402	-82.3789	68.7
19670	Point	10/5/2021	17:17:53	5:15-5:30	28.17093	-82.3942	65.02
3068	Point	10/5/2021	17:17:54	5:15-5:30	28.20378	-82.379	68.5
19671	Point	10/5/2021	17:17:54	5:15-5:30	28.17068	-82.3943	65.19
3069	Point	10/5/2021	17:17:55	5:15-5:30	28.20353	-82.3792	68.34
19672	Point	10/5/2021	17:17:55	5:15-5:30	28.17042	-82.3944	65.73
3070	Point	10/5/2021	17:17:56	5:15-5:30	28.20329	-82.3793	68.43
19673	Point	10/5/2021	17:17:56	5:15-5:30	28.17017	-82.3945	66.59
3071	Point	10/5/2021	17:17:57	5:15-5:30	28.20305	-82.3794	66.28
19674	Point	10/5/2021	17:17:57	5:15-5:30	28.16991	-82.3946	67.27
3072	Point	10/5/2021	17:17:58	5:15-5:30	28.20282	-82.3796	64.67
19675	Point	10/5/2021	17:17:58	5:15-5:30	28.16964	-82.3947	67.92
3073	Point	10/5/2021	17:17:59	5:15-5:30	28.20259	-82.3797	63.93
19676	Point	10/5/2021	17:17:59	5:15-5:30	28.16937	-82.3947	67.82
3074	Point	10/5/2021	17:18:00	5:15-5:30	28.20236	-82.3798	63.99

DocuSign Envelope ID: 00F7F873-2213-453E-A7D6-7A719BA1E281

19677	Point	10/5/2021	17:18:00	5:15-5:30	28.16911	-82.3948	67.92
3075	Point	10/5/2021	17:18:01	5:15-5:30	28.20213	-82.38	64.55
19678	Point	10/5/2021	17:18:01	5:15-5:30	28.16884	-82.3949	68.08
3076	Point	10/5/2021	17:18:02	5:15-5:30	28.20189	-82.3801	65.17
19679	Point	10/5/2021	17:18:02	5:15-5:30	28.16857	-82.3949	67.51
3077	Point	10/5/2021	17:18:03	5:15-5:30	28.20166	-82.3802	65.9
19680	Point	10/5/2021	17:18:03	5:15-5:30	28.16831	-82.395	66.56
3078	Point	10/5/2021	17:18:04	5:15-5:30	28.20142	-82.3804	64.8
19681	Point	10/5/2021	17:18:04	5:15-5:30	28.16804	-82.3951	66.21
3079	Point	10/5/2021	17:18:05	5:15-5:30	28.2012	-82.3805	62.18
19682	Point	10/5/2021	17:18:05	5:15-5:30	28.16778	-82.3951	66.15
3080	Point	10/5/2021	17:18:06	5:15-5:30	28.20098	-82.3806	61.58
19683	Point	10/5/2021	17:18:06	5:15-5:30	28.16751	-82.3951	65.55
3081	Point	10/5/2021	17:18:07	5:15-5:30	28.20076	-82.3808	61.3
19684	Point	10/5/2021	17:18:07	5:15-5:30	28.16725	-82.3952	64.72
3082	Point	10/5/2021	17:18:08	5:15-5:30	28.20053	-82.3809	61.91
19685	Point	10/5/2021	17:18:08	5:15-5:30	28.16699	-82.3952	63.84
3083	Point	10/5/2021	17:18:09	5:15-5:30	28.20031	-82.381	62.55
19686	Point	10/5/2021	17:18:09	5:15-5:30	28.16673	-82.3952	63.08
3084	Point	10/5/2021	17:18:10	5:15-5:30	28.20008	-82.3811	63.17
19687	Point	10/5/2021	17:18:10	5:15-5:30	28.16648	-82.3952	62.39
3085	Point	10/5/2021	17:18:11	5:15-5:30	28.19985	-82.3813	63.86
19688	Point	10/5/2021	17:18:11	5:15-5:30	28.16623	-82.3952	61.7
3086	Point	10/5/2021	17:18:12	5:15-5:30	28.19962	-82.3814	64.31
19689	Point	10/5/2021	17:18:12	5:15-5:30	28.16599	-82.3953	60.73
3087	Point	10/5/2021	17:18:13	5:15-5:30	28.19939	-82.3815	64.8
19690	Point	10/5/2021	17:18:13	5:15-5:30	28.16575	-82.3953	59.86
3088	Point	10/5/2021	17:18:14	5:15-5:30	28.19915	-82.3817	65.22
19691	Point	10/5/2021	17:18:14	5:15-5:30	28.16551	-82.3953	58.99
3089	Point	10/5/2021	17:18:15	5:15-5:30	28.19892	-82.3818	65.59
19692	Point	10/5/2021	17:18:15	5:15-5:30	28.16527	-82.3953	58.17
3090	Point	10/5/2021	17:18:16	5:15-5:30	28.19868	-82.382	66.11
19693	Point	10/5/2021	17:18:16	5:15-5:30	28.16504	-82.3952	57.49
3091	Point	10/5/2021	17:18:17	5:15-5:30	28.19844	-82.3821	66.47
19694	Point	10/5/2021	17:18:17	5:15-5:30	28.16481	-82.3952	55.97
3092	Point	10/5/2021	17:18:18	5:15-5:30	28.1982	-82.3822	67.02
19695	Point	10/5/2021	17:18:18	5:15-5:30	28.1646	-82.3952	54.33
3093	Point	10/5/2021	17:18:19	5:15-5:30	28.19796	-82.3824	67.52
19696	Point	10/5/2021	17:18:19	5:15-5:30	28.16438	-82.3952	53.57
3094	Point	10/5/2021	17:18:20	5:15-5:30	28.19771	-82.3825	68.1
19697	Point	10/5/2021	17:18:20	5:15-5:30	28.16417	-82.3952	52.86
3095	Point	10/5/2021	17:18:21	5:15-5:30	28.19747	-82.3827	68.54
19698	Point	10/5/2021	17:18:21	5:15-5:30	28.16396	-82.3952	51.96
3096	Point	10/5/2021	17:18:22	5:15-5:30	28.19722	-82.3828	68.88
19699	Point	10/5/2021	17:18:22	5:15-5:30	28.16375	-82.3952	51.14
3097	Point	10/5/2021	17:18:23	5:15-5:30	28.19697	-82.3829	69.32
19700	Point	10/5/2021	17:18:23	5:15-5:30	28.16355	-82.3951	50.19

DocuSign Envelope ID: 00F7F873-2213-453E-A7D6-7A719BA1E281

3098	Point	10/5/2021	17:18:24	5:15-5:30	28.19672	-82.3831	69.55
19701	Point	10/5/2021	17:18:24	5:15-5:30	28.16336	-82.3951	49.27
3099	Point	10/5/2021	17:18:25	5:15-5:30	28.19647	-82.3832	69.99
19702	Point	10/5/2021	17:18:25	5:15-5:30	28.16316	-82.3951	48.57
3100	Point	10/5/2021	17:18:26	5:15-5:30	28.19621	-82.3833	70.31
19703	Point	10/5/2021	17:18:26	5:15-5:30	28.16297	-82.395	47.81
3101	Point	10/5/2021	17:18:27	5:15-5:30	28.19595	-82.3835	70.77
19704	Point	10/5/2021	17:18:27	5:15-5:30	28.16279	-82.395	46.95
3102	Point	10/5/2021	17:18:28	5:15-5:30	28.1957	-82.3836	71.05
19705	Point	10/5/2021	17:18:28	5:15-5:30	28.16261	-82.395	45.96
3103	Point	10/5/2021	17:18:29	5:15-5:30	28.19543	-82.3837	71.35
19706	Point	10/5/2021	17:18:29	5:15-5:30	28.16243	-82.3949	45.53
3104	Point	10/5/2021	17:18:30	5:15-5:30	28.19517	-82.3839	71.64
19707	Point	10/5/2021	17:18:30	5:15-5:30	28.16225	-82.3949	44.87
3105	Point	10/5/2021	17:18:31	5:15-5:30	28.19491	-82.384	71.25
19708	Point	10/5/2021	17:18:31	5:15-5:30	28.16208	-82.3949	44.67
3106	Point	10/5/2021	17:18:32	5:15-5:30	28.19465	-82.3841	71.24
19709	Point	10/5/2021	17:18:32	5:15-5:30	28.16191	-82.3948	43.94
3107	Point	10/5/2021	17:18:33	5:15-5:30	28.19438	-82.3843	71.66
19710	Point	10/5/2021	17:18:33	5:15-5:30	28.16174	-82.3948	43.62
3108	Point	10/5/2021	17:18:34	5:15-5:30	28.19411	-82.3844	72.27
19711	Point	10/5/2021	17:18:34	5:15-5:30	28.16157	-82.3947	43.89
3109	Point	10/5/2021	17:18:35	5:15-5:30	28.19384	-82.3845	72.68
19712	Point	10/5/2021	17:18:35	5:15-5:30	28.16139	-82.3947	44.16
3110	Point	10/5/2021	17:18:36	5:15-5:30	28.19356	-82.3846	73.27
19713	Point	10/5/2021	17:18:36	5:15-5:30	28.16122	-82.3946	43.35
3111	Point	10/5/2021	17:18:37	5:15-5:30	28.19329	-82.3847	73.5
19714	Point	10/5/2021	17:18:37	5:15-5:30	28.16105	-82.3945	42.53
3112	Point	10/5/2021	17:18:38	5:15-5:30	28.19301	-82.3849	73.25
19715	Point	10/5/2021	17:18:38	5:15-5:30	28.16089	-82.3945	41.94
3113	Point	10/5/2021	17:18:39	5:15-5:30	28.19274	-82.385	72.77
19716	Point	10/5/2021	17:18:39	5:15-5:30	28.16072	-82.3944	41.03
3114	Point	10/5/2021	17:18:40	5:15-5:30	28.19247	-82.3851	72.91
19717	Point	10/5/2021	17:18:40	5:15-5:30	28.16057	-82.3944	40.24
3115	Point	10/5/2021	17:18:41	5:15-5:30	28.1922	-82.3852	73.08
19718	Point	10/5/2021	17:18:41	5:15-5:30	28.16041	-82.3943	39.98
3116	Point	10/5/2021	17:18:42	5:15-5:30	28.19192	-82.3853	73.02
3117	Point	10/5/2021	17:18:43	5:15-5:30	28.19164	-82.3855	73.13
3118	Point	10/5/2021	17:18:44	5:15-5:30	28.19137	-82.3856	73.03
3119	Point	10/5/2021	17:18:45	5:15-5:30	28.19109	-82.3857	73.3
3120	Point	10/5/2021	17:18:46	5:15-5:30	28.19082	-82.3858	73.29
3121	Point	10/5/2021	17:18:47	5:15-5:30	28.19054	-82.3859	73.42
3122	Point	10/5/2021	17:18:48	5:15-5:30	28.19026	-82.386	73.62
3123	Point	10/5/2021	17:18:49	5:15-5:30	28.18998	-82.3862	74.03
3124	Point	10/5/2021	17:18:50	5:15-5:30	28.1897	-82.3863	74.58
3125	Point	10/5/2021	17:18:51	5:15-5:30	28.18941	-82.3864	74.88
3126	Point	10/5/2021	17:18:52	5:15-5:30	28.18913	-82.3865	75.17

DocuSign Envelope ID: 00F7F873-2213-453E-A7D6-7A719BA1E281

3127	Point	10/5/2021	17:18:53	5:15-5:30	28.18885	-82.3866	75.31
3128	Point	10/5/2021	17:18:54	5:15-5:30	28.18856	-82.3868	75.81
3129	Point	10/5/2021	17:18:55	5:15-5:30	28.18827	-82.3869	75.9
3130	Point	10/5/2021	17:18:56	5:15-5:30	28.18799	-82.387	76.2
3131	Point	10/5/2021	17:18:57	5:15-5:30	28.1877	-82.3871	76.57
3132	Point	10/5/2021	17:18:58	5:15-5:30	28.1874	-82.3872	77.01
3133	Point	10/5/2021	17:18:59	5:15-5:30	28.18711	-82.3874	77.39
3134	Point	10/5/2021	17:19:00	5:15-5:30	28.18682	-82.3875	77.73
3135	Point	10/5/2021	17:19:01	5:15-5:30	28.18652	-82.3876	77.88
3136	Point	10/5/2021	17:19:02	5:15-5:30	28.18623	-82.3877	78.24
3137	Point	10/5/2021	17:19:03	5:15-5:30	28.18592	-82.3879	78.66
3138	Point	10/5/2021	17:19:04	5:15-5:30	28.18563	-82.388	78.97
3139	Point	10/5/2021	17:19:05	5:15-5:30	28.18533	-82.3881	79.01
3140	Point	10/5/2021	17:19:06	5:15-5:30	28.18503	-82.3882	78.67
3141	Point	10/5/2021	17:19:07	5:15-5:30	28.18473	-82.3884	78.65
3142	Point	10/5/2021	17:19:08	5:15-5:30	28.18444	-82.3885	77.91
3143	Point	10/5/2021	17:19:09	5:15-5:30	28.18414	-82.3886	77.77
3144	Point	10/5/2021	17:19:10	5:15-5:30	28.18385	-82.3887	77.86
3145	Point	10/5/2021	17:19:11	5:15-5:30	28.18356	-82.3889	78.13
3146	Point	10/5/2021	17:19:12	5:15-5:30	28.18326	-82.389	78.12
3147	Point	10/5/2021	17:19:13	5:15-5:30	28.18297	-82.3891	78.19
3148	Point	10/5/2021	17:19:14	5:15-5:30	28.18267	-82.3892	78.19
3149	Point	10/5/2021	17:19:15	5:15-5:30	28.18239	-82.3894	77.52
3150	Point	10/5/2021	17:19:16	5:15-5:30	28.1821	-82.3895	76.96
3151	Point	10/5/2021	17:19:17	5:15-5:30	28.18181	-82.3896	76.74
3152	Point	10/5/2021	17:19:18	5:15-5:30	28.18152	-82.3897	76.6
3153	Point	10/5/2021	17:19:19	5:15-5:30	28.18123	-82.3899	76.48
3154	Point	10/5/2021	17:19:20	5:15-5:30	28.18094	-82.39	76.52
3155	Point	10/5/2021	17:19:21	5:15-5:30	28.18065	-82.3901	76.64
3156	Point	10/5/2021	17:19:22	5:15-5:30	28.18036	-82.3902	76.26
3157	Point	10/5/2021	17:19:23	5:15-5:30	28.18007	-82.3903	75.9
3158	Point	10/5/2021	17:19:24	5:15-5:30	28.17979	-82.3905	75.37
3159	Point	10/5/2021	17:19:25	5:15-5:30	28.17951	-82.3906	74.78
3160	Point	10/5/2021	17:19:26	5:15-5:30	28.17923	-82.3907	74.12
3161	Point	10/5/2021	17:19:27	5:15-5:30	28.17895	-82.3908	73.54
3162	Point	10/5/2021	17:19:28	5:15-5:30	28.17868	-82.3909	73.06
3163	Point	10/5/2021	17:19:29	5:15-5:30	28.1784	-82.3911	72.66
3164	Point	10/5/2021	17:19:30	5:15-5:30	28.17813	-82.3912	72.03
3165	Point	10/5/2021	17:19:31	5:15-5:30	28.17786	-82.3913	71.11
3166	Point	10/5/2021	17:19:32	5:15-5:30	28.1776	-82.3914	68.07
3167	Point	10/5/2021	17:19:33	5:15-5:30	28.17735	-82.3915	66.51
3168	Point	10/5/2021	17:19:34	5:15-5:30	28.1771	-82.3916	65.54
3169	Point	10/5/2021	17:19:35	5:15-5:30	28.17686	-82.3917	64.76
3170	Point	10/5/2021	17:19:36	5:15-5:30	28.17662	-82.3918	64.01
3171	Point	10/5/2021	17:19:37	5:15-5:30	28.17637	-82.3919	63.57
3172	Point	10/5/2021	17:19:38	5:15-5:30	28.17613	-82.392	64.07
3173	Point	10/5/2021	17:19:39	5:15-5:30	28.17588	-82.3921	64.72

DocuSign Envelope ID: 00F7F873-2213-453E-A7D6-7A719BA1E281

3174	Point	10/5/2021	17:19:40	5:15-5:30	28.17563	-82.3922	65.44
3175	Point	10/5/2021	17:19:41	5:15-5:30	28.17538	-82.3923	66.03
3176	Point	10/5/2021	17:19:42	5:15-5:30	28.17513	-82.3924	66.61
3177	Point	10/5/2021	17:19:43	5:15-5:30	28.17487	-82.3925	67.4
3178	Point	10/5/2021	17:19:44	5:15-5:30	28.17462	-82.3926	68.01
3179	Point	10/5/2021	17:19:45	5:15-5:30	28.17436	-82.3927	68.47
3180	Point	10/5/2021	17:19:46	5:15-5:30	28.1741	-82.3928	68.93
3181	Point	10/5/2021	17:19:47	5:15-5:30	28.17384	-82.3929	69.67
3182	Point	10/5/2021	17:19:48	5:15-5:30	28.17357	-82.3931	70.33
3183	Point	10/5/2021	17:19:49	5:15-5:30	28.17331	-82.3932	70.98
3184	Point	10/5/2021	17:19:50	5:15-5:30	28.17303	-82.3933	71.53
3185	Point	10/5/2021	17:19:51	5:15-5:30	28.17276	-82.3934	72.2
3186	Point	10/5/2021	17:19:52	5:15-5:30	28.17249	-82.3935	72.51
3187	Point	10/5/2021	17:19:53	5:15-5:30	28.17221	-82.3936	72.22
3188	Point	10/5/2021	17:19:54	5:15-5:30	28.17194	-82.3937	72.54
3189	Point	10/5/2021	17:19:55	5:15-5:30	28.17167	-82.3939	72.61
3190	Point	10/5/2021	17:19:56	5:15-5:30	28.17139	-82.394	72.81
3191	Point	10/5/2021	17:19:57	5:15-5:30	28.17112	-82.3941	72.14
3192	Point	10/5/2021	17:19:58	5:15-5:30	28.17085	-82.3942	70.91
3193	Point	10/5/2021	17:19:59	5:15-5:30	28.17058	-82.3943	70.19
3194	Point	10/5/2021	17:20:00	5:15-5:30	28.17032	-82.3944	70.33
3195	Point	10/5/2021	17:20:01	5:15-5:30	28.17004	-82.3945	70.61
3196	Point	10/5/2021	17:20:02	5:15-5:30	28.16977	-82.3946	70.98
3197	Point	10/5/2021	17:20:03	5:15-5:30	28.16949	-82.3947	71.45
3198	Point	10/5/2021	17:20:04	5:15-5:30	28.16921	-82.3947	71.6
3199	Point	10/5/2021	17:20:05	5:15-5:30	28.16893	-82.3948	71.68
3200	Point	10/5/2021	17:20:06	5:15-5:30	28.16865	-82.3949	71.91
3201	Point	10/5/2021	17:20:07	5:15-5:30	28.16836	-82.395	72.1
3202	Point	10/5/2021	17:20:08	5:15-5:30	28.16808	-82.395	71.31
3203	Point	10/5/2021	17:20:09	5:15-5:30	28.16779	-82.3951	70.32
3204	Point	10/5/2021	17:20:10	5:15-5:30	28.16751	-82.3951	69.53
3205	Point	10/5/2021	17:20:11	5:15-5:30	28.16724	-82.3951	68.28
3206	Point	10/5/2021	17:20:12	5:15-5:30	28.16697	-82.3952	67.15
3207	Point	10/5/2021	17:20:13	5:15-5:30	28.1667	-82.3952	66.11
3208	Point	10/5/2021	17:20:14	5:15-5:30	28.16644	-82.3952	64.93
3209	Point	10/5/2021	17:20:15	5:15-5:30	28.16618	-82.3952	64.02
3210	Point	10/5/2021	17:20:16	5:15-5:30	28.16593	-82.3952	62.66
3211	Point	10/5/2021	17:20:17	5:15-5:30	28.16568	-82.3952	62.8
3212	Point	10/5/2021	17:20:18	5:15-5:30	28.16542	-82.3952	62.2
3213	Point	10/5/2021	17:20:19	5:15-5:30	28.16519	-82.3952	57.57
3214	Point	10/5/2021	17:20:20	5:15-5:30	28.16496	-82.3952	55.05
3215	Point	10/5/2021	17:20:21	5:15-5:30	28.16474	-82.3952	54.14
3216	Point	10/5/2021	17:20:22	5:15-5:30	28.16452	-82.3952	53.43
3217	Point	10/5/2021	17:20:23	5:15-5:30	28.1643	-82.3952	53.41
3218	Point	10/5/2021	17:20:24	5:15-5:30	28.16409	-82.3952	53.52
3219	Point	10/5/2021	17:20:25	5:15-5:30	28.16387	-82.3951	53.84
3220	Point	10/5/2021	17:20:26	5:15-5:30	28.16366	-82.3951	54.14

DocuSign Envelope ID: 00F7F873-2213-453E-A7D6-7A719BA1E281

3221	Point	10/5/2021	17:20:27	5:15-5:30	28.16344	-82.3951	54.45
3222	Point	10/5/2021	17:20:28	5:15-5:30	28.16322	-82.3951	53.85
3223	Point	10/5/2021	17:20:29	5:15-5:30	28.16302	-82.395	51.37
3224	Point	10/5/2021	17:20:30	5:15-5:30	28.16283	-82.395	48.12
3225	Point	10/5/2021	17:20:31	5:15-5:30	28.16264	-82.3949	47.02
3226	Point	10/5/2021	17:20:32	5:15-5:30	28.16246	-82.3949	44.64
3227	Point	10/5/2021	17:20:33	5:15-5:30	28.16229	-82.3949	43.69
3228	Point	10/5/2021	17:20:34	5:15-5:30	28.16212	-82.3948	43.77
3229	Point	10/5/2021	17:20:35	5:15-5:30	28.16194	-82.3948	44.48
3230	Point	10/5/2021	17:20:36	5:15-5:30	28.16177	-82.3947	44.68
3231	Point	10/5/2021	17:20:37	5:15-5:30	28.16159	-82.3947	44.94
3232	Point	10/5/2021	17:20:38	5:15-5:30	28.16141	-82.3946	45.48
3233	Point	10/5/2021	17:20:39	5:15-5:30	28.16124	-82.3946	45.79
3234	Point	10/5/2021	17:20:40	5:15-5:30	28.16106	-82.3945	46.13
3235	Point	10/5/2021	17:20:41	5:15-5:30	28.16087	-82.3944	46.56
3236	Point	10/5/2021	17:20:42	5:15-5:30	28.16069	-82.3944	47.14
3237	Point	10/5/2021	17:20:43	5:15-5:30	28.16051	-82.3943	47.72
12905	Point	10/5/2021	17:32:08	5:30-5:45	28.20959	-82.3753	64.24
12906	Point	10/5/2021	17:32:09	5:30-5:45	28.20938	-82.3755	63.16
12907	Point	10/5/2021	17:32:10	5:30-5:45	28.20916	-82.3756	62.35
12908	Point	10/5/2021	17:32:11	5:30-5:45	28.20896	-82.3758	61.11
12909	Point	10/5/2021	17:32:12	5:30-5:45	28.20875	-82.3759	59.88
12910	Point	10/5/2021	17:32:13	5:30-5:45	28.20855	-82.3761	58.95
12911	Point	10/5/2021	17:32:14	5:30-5:45	28.20835	-82.3762	58.39
12912	Point	10/5/2021	17:32:15	5:30-5:45	28.20816	-82.3763	57.94
12913	Point	10/5/2021	17:32:16	5:30-5:45	28.20796	-82.3765	58.03
12914	Point	10/5/2021	17:32:17	5:30-5:45	28.20775	-82.3766	57.94
12915	Point	10/5/2021	17:32:18	5:30-5:45	28.20755	-82.3767	58.13
12916	Point	10/5/2021	17:32:19	5:30-5:45	28.20734	-82.3769	58.8
12917	Point	10/5/2021	17:32:20	5:30-5:45	28.20714	-82.377	59.14
12918	Point	10/5/2021	17:32:21	5:30-5:45	28.20692	-82.3771	59.99
12919	Point	10/5/2021	17:32:22	5:30-5:45	28.20671	-82.3773	60.72
12920	Point	10/5/2021	17:32:23	5:30-5:45	28.20649	-82.3774	61.32
12921	Point	10/5/2021	17:32:24	5:30-5:45	28.20627	-82.3776	61.84
12922	Point	10/5/2021	17:32:25	5:30-5:45	28.20605	-82.3777	62.25
12923	Point	10/5/2021	17:32:26	5:30-5:45	28.20582	-82.3778	61.88
12924	Point	10/5/2021	17:32:27	5:30-5:45	28.2056	-82.3779	61.02
12925	Point	10/5/2021	17:32:28	5:30-5:45	28.20539	-82.3781	60.19
12926	Point	10/5/2021	17:32:29	5:30-5:45	28.20517	-82.3782	59.06
12927	Point	10/5/2021	17:32:30	5:30-5:45	28.20497	-82.3783	58
12928	Point	10/5/2021	17:32:31	5:30-5:45	28.20476	-82.3784	57.1
12929	Point	10/5/2021	17:32:32	5:30-5:45	28.20456	-82.3786	56.19
12930	Point	10/5/2021	17:32:33	5:30-5:45	28.20437	-82.3787	55.05
12931	Point	10/5/2021	17:32:34	5:30-5:45	28.20418	-82.3788	53.76
12932	Point	10/5/2021	17:32:35	5:30-5:45	28.20399	-82.3789	52.7
12933	Point	10/5/2021	17:32:36	5:30-5:45	28.2038	-82.379	52.16
12934	Point	10/5/2021	17:32:37	5:30-5:45	28.20362	-82.3791	52.56

DocuSign Envelope ID: 00F7F873-2213-453E-A7D6-7A719BA1E281

12935	Point	10/5/2021	17:32:38	5:30-5:45	28.20343	-82.3792	52.36
12936	Point	10/5/2021	17:32:39	5:30-5:45	28.20324	-82.3793	51.22
12937	Point	10/5/2021	17:32:40	5:30-5:45	28.20306	-82.3794	50.4
12938	Point	10/5/2021	17:32:41	5:30-5:45	28.20289	-82.3795	49.37
12939	Point	10/5/2021	17:32:42	5:30-5:45	28.20271	-82.3796	49.21
12940	Point	10/5/2021	17:32:43	5:30-5:45	28.20253	-82.3797	49.18
12941	Point	10/5/2021	17:32:44	5:30-5:45	28.20236	-82.3798	48.5
12942	Point	10/5/2021	17:32:45	5:30-5:45	28.20219	-82.3799	47.93
12943	Point	10/5/2021	17:32:46	5:30-5:45	28.20202	-82.38	47.21
12944	Point	10/5/2021	17:32:47	5:30-5:45	28.20185	-82.3801	46.26
12945	Point	10/5/2021	17:32:48	5:30-5:45	28.2017	-82.3802	41.23
12946	Point	10/5/2021	17:32:49	5:30-5:45	28.20157	-82.3803	37.4
12947	Point	10/5/2021	17:32:50	5:30-5:45	28.20144	-82.3804	35.67
12948	Point	10/5/2021	17:32:51	5:30-5:45	28.20132	-82.3804	35.33
12949	Point	10/5/2021	17:32:52	5:30-5:45	28.20119	-82.3805	37.05
12950	Point	10/5/2021	17:32:53	5:30-5:45	28.20105	-82.3806	38.54
12951	Point	10/5/2021	17:32:54	5:30-5:45	28.2009	-82.3807	40.68
12952	Point	10/5/2021	17:32:55	5:30-5:45	28.20074	-82.3807	42.79
12953	Point	10/5/2021	17:32:56	5:30-5:45	28.20057	-82.3808	44.17
12954	Point	10/5/2021	17:32:57	5:30-5:45	28.2004	-82.3809	46.01
12955	Point	10/5/2021	17:32:58	5:30-5:45	28.20023	-82.381	47.61
12956	Point	10/5/2021	17:32:59	5:30-5:45	28.20005	-82.3811	49.27
12957	Point	10/5/2021	17:33:00	5:30-5:45	28.19987	-82.3812	50.85
12958	Point	10/5/2021	17:33:01	5:30-5:45	28.19967	-82.3813	52.46
12959	Point	10/5/2021	17:33:02	5:30-5:45	28.19948	-82.3814	53.77
12960	Point	10/5/2021	17:33:03	5:30-5:45	28.19928	-82.3816	55.3
12961	Point	10/5/2021	17:33:04	5:30-5:45	28.19908	-82.3817	56.49
12962	Point	10/5/2021	17:33:05	5:30-5:45	28.19887	-82.3818	57.56
12963	Point	10/5/2021	17:33:06	5:30-5:45	28.19866	-82.3819	58.44
12964	Point	10/5/2021	17:33:07	5:30-5:45	28.19845	-82.3821	59.12
12965	Point	10/5/2021	17:33:08	5:30-5:45	28.19824	-82.3822	59.74
12966	Point	10/5/2021	17:33:09	5:30-5:45	28.19803	-82.3823	59.68
12967	Point	10/5/2021	17:33:10	5:30-5:45	28.19781	-82.3824	59.67
12968	Point	10/5/2021	17:33:11	5:30-5:45	28.1976	-82.3826	59.64
12969	Point	10/5/2021	17:33:12	5:30-5:45	28.19739	-82.3827	59.82
12970	Point	10/5/2021	17:33:13	5:30-5:45	28.19717	-82.3828	60.21
12971	Point	10/5/2021	17:33:14	5:30-5:45	28.19695	-82.3829	60.58
12972	Point	10/5/2021	17:33:15	5:30-5:45	28.19674	-82.383	60.9
12973	Point	10/5/2021	17:33:16	5:30-5:45	28.19652	-82.3832	61.23
12974	Point	10/5/2021	17:33:17	5:30-5:45	28.19629	-82.3833	61.49
12975	Point	10/5/2021	17:33:18	5:30-5:45	28.19607	-82.3834	61.74
12976	Point	10/5/2021	17:33:19	5:30-5:45	28.19585	-82.3835	62.1
12977	Point	10/5/2021	17:33:20	5:30-5:45	28.19562	-82.3837	62.57
12978	Point	10/5/2021	17:33:21	5:30-5:45	28.19539	-82.3838	62.66
12979	Point	10/5/2021	17:33:22	5:30-5:45	28.19516	-82.3839	62.74
12980	Point	10/5/2021	17:33:23	5:30-5:45	28.19493	-82.384	62.84
12981	Point	10/5/2021	17:33:24	5:30-5:45	28.1947	-82.3841	62.82

DocuSign Envelope ID: 00F7F873-2213-453E-A7D6-7A719BA1E281

12982	Point	10/5/2021	17:33:25	5:30-5:45	28.19446	-82.3842	62.84
12983	Point	10/5/2021	17:33:26	5:30-5:45	28.19423	-82.3843	62.48
12984	Point	10/5/2021	17:33:27	5:30-5:45	28.194	-82.3844	62.19
12985	Point	10/5/2021	17:33:28	5:30-5:45	28.19377	-82.3845	62.06
12986	Point	10/5/2021	17:33:29	5:30-5:45	28.19354	-82.3846	61.89
12987	Point	10/5/2021	17:33:30	5:30-5:45	28.19331	-82.3847	61.46
12988	Point	10/5/2021	17:33:31	5:30-5:45	28.19308	-82.3848	60.53
12989	Point	10/5/2021	17:33:32	5:30-5:45	28.19285	-82.3849	59.6
12990	Point	10/5/2021	17:33:33	5:30-5:45	28.19263	-82.385	59.22
12991	Point	10/5/2021	17:33:34	5:30-5:45	28.19241	-82.3851	59.62
12992	Point	10/5/2021	17:33:35	5:30-5:45	28.19219	-82.3852	59.99
12993	Point	10/5/2021	17:33:36	5:30-5:45	28.19196	-82.3853	59.99
12994	Point	10/5/2021	17:33:37	5:30-5:45	28.19173	-82.3854	60
12995	Point	10/5/2021	17:33:38	5:30-5:45	28.19151	-82.3855	60.05
12996	Point	10/5/2021	17:33:39	5:30-5:45	28.19128	-82.3856	60.06
12997	Point	10/5/2021	17:33:40	5:30-5:45	28.19105	-82.3857	59.71
12998	Point	10/5/2021	17:33:41	5:30-5:45	28.19083	-82.3858	59.43
12999	Point	10/5/2021	17:33:42	5:30-5:45	28.1906	-82.3859	59.11
13000	Point	10/5/2021	17:33:43	5:30-5:45	28.19038	-82.386	58.96
13001	Point	10/5/2021	17:33:44	5:30-5:45	28.19016	-82.3861	58.81
13002	Point	10/5/2021	17:33:45	5:30-5:45	28.18994	-82.3862	58.62
13003	Point	10/5/2021	17:33:46	5:30-5:45	28.18971	-82.3863	58.62
13004	Point	10/5/2021	17:33:47	5:30-5:45	28.18949	-82.3864	59.09
13005	Point	10/5/2021	17:33:48	5:30-5:45	28.18926	-82.3865	59.57
13006	Point	10/5/2021	17:33:49	5:30-5:45	28.18904	-82.3866	60.23
13007	Point	10/5/2021	17:33:50	5:30-5:45	28.18881	-82.3867	60.68
13008	Point	10/5/2021	17:33:51	5:30-5:45	28.18858	-82.3868	61.14
13009	Point	10/5/2021	17:33:52	5:30-5:45	28.18835	-82.3869	61.46
13010	Point	10/5/2021	17:33:53	5:30-5:45	28.18811	-82.387	61.72
13011	Point	10/5/2021	17:33:54	5:30-5:45	28.18788	-82.3871	61.98
13012	Point	10/5/2021	17:33:55	5:30-5:45	28.18764	-82.3872	62.28
13013	Point	10/5/2021	17:33:56	5:30-5:45	28.18741	-82.3873	62.61
13014	Point	10/5/2021	17:33:57	5:30-5:45	28.18717	-82.3874	63.04
13015	Point	10/5/2021	17:33:58	5:30-5:45	28.18693	-82.3875	63.6
13016	Point	10/5/2021	17:33:59	5:30-5:45	28.18669	-82.3876	64.18
13017	Point	10/5/2021	17:34:00	5:30-5:45	28.18644	-82.3877	64.51
13018	Point	10/5/2021	17:34:01	5:30-5:45	28.1862	-82.3878	64.63
13019	Point	10/5/2021	17:34:02	5:30-5:45	28.18596	-82.3879	64.72
13020	Point	10/5/2021	17:34:03	5:30-5:45	28.18571	-82.388	64.73
13021	Point	10/5/2021	17:34:04	5:30-5:45	28.18547	-82.3881	64.72
13022	Point	10/5/2021	17:34:05	5:30-5:45	28.18523	-82.3882	64.83
13023	Point	10/5/2021	17:34:06	5:30-5:45	28.18498	-82.3883	65.22
13024	Point	10/5/2021	17:34:07	5:30-5:45	28.18473	-82.3884	65.57
13025	Point	10/5/2021	17:34:08	5:30-5:45	28.18448	-82.3885	65.96
13026	Point	10/5/2021	17:34:09	5:30-5:45	28.18423	-82.3886	66.27
13027	Point	10/5/2021	17:34:10	5:30-5:45	28.18398	-82.3887	66.4
13028	Point	10/5/2021	17:34:11	5:30-5:45	28.18373	-82.3888	66.08

DocuSign Envelope ID: 00F7F873-2213-453E-A7D6-7A719BA1E281

13029	Point	10/5/2021	17:34:12	5:30-5:45	28.18348	-82.3889	66.11
13030	Point	10/5/2021	17:34:13	5:30-5:45	28.18323	-82.389	66.33
13031	Point	10/5/2021	17:34:14	5:30-5:45	28.18298	-82.3891	66.74
13032	Point	10/5/2021	17:34:15	5:30-5:45	28.18272	-82.3892	66.78
13033	Point	10/5/2021	17:34:16	5:30-5:45	28.18247	-82.3894	66.81
13034	Point	10/5/2021	17:34:17	5:30-5:45	28.18222	-82.3895	66.53
13035	Point	10/5/2021	17:34:18	5:30-5:45	28.18197	-82.3896	66.27
13036	Point	10/5/2021	17:34:19	5:30-5:45	28.18172	-82.3897	66.41
13037	Point	10/5/2021	17:34:20	5:30-5:45	28.18147	-82.3898	66.77
13038	Point	10/5/2021	17:34:21	5:30-5:45	28.18122	-82.3899	67.01
13039	Point	10/5/2021	17:34:22	5:30-5:45	28.18096	-82.39	67.27
13040	Point	10/5/2021	17:34:23	5:30-5:45	28.18071	-82.3901	67.13
13041	Point	10/5/2021	17:34:24	5:30-5:45	28.18046	-82.3902	66.97
13042	Point	10/5/2021	17:34:25	5:30-5:45	28.18021	-82.3903	66.81
13043	Point	10/5/2021	17:34:26	5:30-5:45	28.17995	-82.3904	66.63
13044	Point	10/5/2021	17:34:27	5:30-5:45	28.1797	-82.3905	66.66
13045	Point	10/5/2021	17:34:28	5:30-5:45	28.17945	-82.3906	66.72
13046	Point	10/5/2021	17:34:29	5:30-5:45	28.1792	-82.3907	66.83
13047	Point	10/5/2021	17:34:30	5:30-5:45	28.17894	-82.3908	66.93
13048	Point	10/5/2021	17:34:31	5:30-5:45	28.17869	-82.391	66.98
13049	Point	10/5/2021	17:34:32	5:30-5:45	28.17844	-82.3911	66.9
13050	Point	10/5/2021	17:34:33	5:30-5:45	28.17819	-82.3912	67
13051	Point	10/5/2021	17:34:34	5:30-5:45	28.17793	-82.3913	67.33
13052	Point	10/5/2021	17:34:35	5:30-5:45	28.17768	-82.3914	67.56
13053	Point	10/5/2021	17:34:36	5:30-5:45	28.17742	-82.3915	67.74
13054	Point	10/5/2021	17:34:37	5:30-5:45	28.17716	-82.3916	67.95
13055	Point	10/5/2021	17:34:38	5:30-5:45	28.17691	-82.3917	68.24
13056	Point	10/5/2021	17:34:39	5:30-5:45	28.17665	-82.3918	68.61
13057	Point	10/5/2021	17:34:40	5:30-5:45	28.17638	-82.3919	69.18
13058	Point	10/5/2021	17:34:41	5:30-5:45	28.17612	-82.392	69.52
13059	Point	10/5/2021	17:34:42	5:30-5:45	28.17585	-82.3922	69.48
13060	Point	10/5/2021	17:34:43	5:30-5:45	28.17559	-82.3923	69.13
13061	Point	10/5/2021	17:34:44	5:30-5:45	28.17533	-82.3924	68.65
13062	Point	10/5/2021	17:34:45	5:30-5:45	28.17507	-82.3925	67.57
13063	Point	10/5/2021	17:34:46	5:30-5:45	28.17483	-82.3926	66.61
13064	Point	10/5/2021	17:34:47	5:30-5:45	28.17458	-82.3927	65.87
13065	Point	10/5/2021	17:34:48	5:30-5:45	28.17433	-82.3928	65.49
13066	Point	10/5/2021	17:34:49	5:30-5:45	28.17409	-82.3929	65.14
13067	Point	10/5/2021	17:34:50	5:30-5:45	28.17384	-82.393	64.85
13068	Point	10/5/2021	17:34:51	5:30-5:45	28.1736	-82.3931	64.71
13069	Point	10/5/2021	17:34:52	5:30-5:45	28.17335	-82.3932	64.22
13070	Point	10/5/2021	17:34:53	5:30-5:45	28.17311	-82.3933	63.43
13071	Point	10/5/2021	17:34:54	5:30-5:45	28.17287	-82.3934	62.7
13072	Point	10/5/2021	17:34:55	5:30-5:45	28.17264	-82.3935	62.38
13073	Point	10/5/2021	17:34:56	5:30-5:45	28.1724	-82.3936	61.98
13074	Point	10/5/2021	17:34:57	5:30-5:45	28.17217	-82.3937	61.37
13075	Point	10/5/2021	17:34:58	5:30-5:45	28.17194	-82.3938	60.74

DocuSign Envelope ID: 00F7F873-2213-453E-A7D6-7A719BA1E281

13076	Point	10/5/2021	17:34:59	5:30-5:45	28.17171	-82.3939	60.38
13077	Point	10/5/2021	17:35:00	5:30-5:45	28.17148	-82.394	60.11
13078	Point	10/5/2021	17:35:01	5:30-5:45	28.17126	-82.3941	59.94
13079	Point	10/5/2021	17:35:02	5:30-5:45	28.17103	-82.3941	59.73
13080	Point	10/5/2021	17:35:03	5:30-5:45	28.1708	-82.3942	59.89
13081	Point	10/5/2021	17:35:04	5:30-5:45	28.17057	-82.3943	60.41
13082	Point	10/5/2021	17:35:05	5:30-5:45	28.17034	-82.3944	60.9
13083	Point	10/5/2021	17:35:06	5:30-5:45	28.17011	-82.3945	61.45
13084	Point	10/5/2021	17:35:07	5:30-5:45	28.16987	-82.3946	61.76
13085	Point	10/5/2021	17:35:08	5:30-5:45	28.16963	-82.3947	62.07
13086	Point	10/5/2021	17:35:09	5:30-5:45	28.16939	-82.3947	62.38
13087	Point	10/5/2021	17:35:10	5:30-5:45	28.16914	-82.3948	62.69
13088	Point	10/5/2021	17:35:11	5:30-5:45	28.16889	-82.3949	62.88
13089	Point	10/5/2021	17:35:12	5:30-5:45	28.16864	-82.3949	63.09
13090	Point	10/5/2021	17:35:13	5:30-5:45	28.16839	-82.395	63.34
13091	Point	10/5/2021	17:35:14	5:30-5:45	28.16814	-82.395	63.61
13092	Point	10/5/2021	17:35:15	5:30-5:45	28.16789	-82.3951	63.82
13093	Point	10/5/2021	17:35:16	5:30-5:45	28.16763	-82.3951	64.14
13094	Point	10/5/2021	17:35:17	5:30-5:45	28.16737	-82.3951	64.34
13095	Point	10/5/2021	17:35:18	5:30-5:45	28.16711	-82.3952	64.54
13096	Point	10/5/2021	17:35:19	5:30-5:45	28.16685	-82.3952	64.66
13097	Point	10/5/2021	17:35:20	5:30-5:45	28.16659	-82.3952	64.8
13098	Point	10/5/2021	17:35:21	5:30-5:45	28.16633	-82.3952	64.96
13099	Point	10/5/2021	17:35:22	5:30-5:45	28.16607	-82.3952	65.05
13100	Point	10/5/2021	17:35:23	5:30-5:45	28.1658	-82.3952	65.08
13101	Point	10/5/2021	17:35:24	5:30-5:45	28.16554	-82.3952	65.06
13102	Point	10/5/2021	17:35:25	5:30-5:45	28.16528	-82.3952	65.13
13103	Point	10/5/2021	17:35:26	5:30-5:45	28.16501	-82.3952	65.34
13104	Point	10/5/2021	17:35:27	5:30-5:45	28.16475	-82.3952	65.58
13105	Point	10/5/2021	17:35:28	5:30-5:45	28.16448	-82.3952	65.66
13106	Point	10/5/2021	17:35:29	5:30-5:45	28.16421	-82.3952	65.8
13107	Point	10/5/2021	17:35:30	5:30-5:45	28.16395	-82.3952	65.84
13108	Point	10/5/2021	17:35:31	5:30-5:45	28.16368	-82.3951	65.94
13109	Point	10/5/2021	17:35:32	5:30-5:45	28.16342	-82.3951	65.48
13110	Point	10/5/2021	17:35:33	5:30-5:45	28.16316	-82.395	65.77
13111	Point	10/5/2021	17:35:34	5:30-5:45	28.16289	-82.395	66.3
13112	Point	10/5/2021	17:35:35	5:30-5:45	28.16262	-82.3949	66.91
13113	Point	10/5/2021	17:35:36	5:30-5:45	28.16235	-82.3949	67.33
13114	Point	10/5/2021	17:35:37	5:30-5:45	28.16208	-82.3948	67.6
13115	Point	10/5/2021	17:35:38	5:30-5:45	28.16181	-82.3948	67.87
13116	Point	10/5/2021	17:35:39	5:30-5:45	28.16154	-82.3947	68.15
13117	Point	10/5/2021	17:35:40	5:30-5:45	28.16128	-82.3946	68.33
13118	Point	10/5/2021	17:35:41	5:30-5:45	28.16101	-82.3945	68.29
13119	Point	10/5/2021	17:35:42	5:30-5:45	28.16074	-82.3944	68.22
13120	Point	10/5/2021	17:35:43	5:30-5:45	28.16048	-82.3943	67.92
4227	Point	10/5/2021	17:40:25	5:30-5:45	28.20966	-82.3752	54.56
4228	Point	10/5/2021	17:40:26	5:30-5:45	28.20947	-82.3754	55.73

DocuSign Envelope ID: 00F7F873-2213-453E-A7D6-7A719BA1E281

4229	Point	10/5/2021	17:40:27	5:30-5:45	28.20928	-82.3755	56.44
4230	Point	10/5/2021	17:40:28	5:30-5:45	28.20908	-82.3757	57.11
4231	Point	10/5/2021	17:40:29	5:30-5:45	28.20889	-82.3758	57.28
4232	Point	10/5/2021	17:40:30	5:30-5:45	28.20869	-82.3759	57.36
4233	Point	10/5/2021	17:40:31	5:30-5:45	28.20849	-82.3761	57.03
4234	Point	10/5/2021	17:40:32	5:30-5:45	28.2083	-82.3762	56.59
4235	Point	10/5/2021	17:40:33	5:30-5:45	28.2081	-82.3763	57.03
4236	Point	10/5/2021	17:40:34	5:30-5:45	28.2079	-82.3765	56.66
4237	Point	10/5/2021	17:40:35	5:30-5:45	28.20771	-82.3766	56.32
4238	Point	10/5/2021	17:40:36	5:30-5:45	28.20752	-82.3767	55.51
4239	Point	10/5/2021	17:40:37	5:30-5:45	28.20732	-82.3769	55.22
4240	Point	10/5/2021	17:40:38	5:30-5:45	28.20712	-82.377	55.05
4241	Point	10/5/2021	17:40:39	5:30-5:45	28.20693	-82.3771	54.66
4242	Point	10/5/2021	17:40:40	5:30-5:45	28.20674	-82.3772	54.9
4243	Point	10/5/2021	17:40:41	5:30-5:45	28.20655	-82.3774	55.59
4244	Point	10/5/2021	17:40:42	5:30-5:45	28.20635	-82.3775	56.22
4245	Point	10/5/2021	17:40:43	5:30-5:45	28.20615	-82.3776	57.05
4246	Point	10/5/2021	17:40:44	5:30-5:45	28.20594	-82.3777	57.73
4247	Point	10/5/2021	17:40:45	5:30-5:45	28.20574	-82.3779	57.7
4248	Point	10/5/2021	17:40:46	5:30-5:45	28.20553	-82.378	57.65
4249	Point	10/5/2021	17:40:47	5:30-5:45	28.20533	-82.3781	57.58
4250	Point	10/5/2021	17:40:48	5:30-5:45	28.20512	-82.3782	57.07
4251	Point	10/5/2021	17:40:49	5:30-5:45	28.20492	-82.3783	56.33
4252	Point	10/5/2021	17:40:50	5:30-5:45	28.20472	-82.3785	55.41
4253	Point	10/5/2021	17:40:51	5:30-5:45	28.20452	-82.3786	54.96
4254	Point	10/5/2021	17:40:52	5:30-5:45	28.20432	-82.3787	55.18
4255	Point	10/5/2021	17:40:53	5:30-5:45	28.20412	-82.3788	55.53
4256	Point	10/5/2021	17:40:54	5:30-5:45	28.20392	-82.3789	56.04
4257	Point	10/5/2021	17:40:55	5:30-5:45	28.20372	-82.379	56.42
4258	Point	10/5/2021	17:40:56	5:30-5:45	28.20352	-82.3791	56.1
4259	Point	10/5/2021	17:40:57	5:30-5:45	28.20332	-82.3793	55.93
4260	Point	10/5/2021	17:40:58	5:30-5:45	28.20312	-82.3794	56.05
4261	Point	10/5/2021	17:40:59	5:30-5:45	28.20292	-82.3795	55.79
4262	Point	10/5/2021	17:41:00	5:30-5:45	28.20272	-82.3796	55.69
4263	Point	10/5/2021	17:41:01	5:30-5:45	28.20252	-82.3797	55.51
4264	Point	10/5/2021	17:41:02	5:30-5:45	28.20233	-82.3798	54.9
4265	Point	10/5/2021	17:41:03	5:30-5:45	28.20214	-82.3799	53.16
4266	Point	10/5/2021	17:41:04	5:30-5:45	28.20196	-82.3801	51.84
4267	Point	10/5/2021	17:41:05	5:30-5:45	28.20177	-82.3802	50.98
4268	Point	10/5/2021	17:41:06	5:30-5:45	28.20159	-82.3803	50.75
4269	Point	10/5/2021	17:41:07	5:30-5:45	28.20141	-82.3804	51.29
4270	Point	10/5/2021	17:41:08	5:30-5:45	28.20122	-82.3805	51.94
4271	Point	10/5/2021	17:41:09	5:30-5:45	28.20103	-82.3806	52.7
4272	Point	10/5/2021	17:41:10	5:30-5:45	28.20084	-82.3807	53.53
4273	Point	10/5/2021	17:41:11	5:30-5:45	28.20064	-82.3808	54.11
4274	Point	10/5/2021	17:41:12	5:30-5:45	28.20043	-82.3809	55.37
4275	Point	10/5/2021	17:41:13	5:30-5:45	28.20022	-82.381	57.13

DocuSign Envelope ID: 00F7F873-2213-453E-A7D6-7A719BA1E281

4276	Point	10/5/2021	17:41:14	5:30-5:45	28.20001	-82.3811	58.6
4277	Point	10/5/2021	17:41:15	5:30-5:45	28.1998	-82.3813	59.88
4278	Point	10/5/2021	17:41:16	5:30-5:45	28.19958	-82.3814	61.31
4279	Point	10/5/2021	17:41:17	5:30-5:45	28.19936	-82.3815	62.23
4280	Point	10/5/2021	17:41:18	5:30-5:45	28.19913	-82.3816	62.95
4281	Point	10/5/2021	17:41:19	5:30-5:45	28.19891	-82.3818	63.29
4282	Point	10/5/2021	17:41:20	5:30-5:45	28.19868	-82.3819	63.89
4283	Point	10/5/2021	17:41:21	5:30-5:45	28.19845	-82.3821	64.29
4284	Point	10/5/2021	17:41:22	5:30-5:45	28.19821	-82.3822	65.07
4285	Point	10/5/2021	17:41:23	5:30-5:45	28.19798	-82.3823	65.25
4286	Point	10/5/2021	17:41:24	5:30-5:45	28.19774	-82.3825	65.88
4287	Point	10/5/2021	17:41:25	5:30-5:45	28.19751	-82.3826	65.99
4288	Point	10/5/2021	17:41:26	5:30-5:45	28.19727	-82.3827	66.32
4289	Point	10/5/2021	17:41:27	5:30-5:45	28.19703	-82.3829	66.76
4290	Point	10/5/2021	17:41:28	5:30-5:45	28.19679	-82.383	67.08
4291	Point	10/5/2021	17:41:29	5:30-5:45	28.19655	-82.3831	67.3
4292	Point	10/5/2021	17:41:30	5:30-5:45	28.1963	-82.3833	67.87
4293	Point	10/5/2021	17:41:31	5:30-5:45	28.19605	-82.3834	68.3
4294	Point	10/5/2021	17:41:32	5:30-5:45	28.1958	-82.3835	68.67
4295	Point	10/5/2021	17:41:33	5:30-5:45	28.19554	-82.3837	69.51
4296	Point	10/5/2021	17:41:34	5:30-5:45	28.19529	-82.3838	69.81
4297	Point	10/5/2021	17:41:35	5:30-5:45	28.19503	-82.3839	69.82
4298	Point	10/5/2021	17:41:36	5:30-5:45	28.19477	-82.3841	69.61
4299	Point	10/5/2021	17:41:37	5:30-5:45	28.19452	-82.3842	69.41
4300	Point	10/5/2021	17:41:38	5:30-5:45	28.19426	-82.3843	69.43
4301	Point	10/5/2021	17:41:39	5:30-5:45	28.194	-82.3844	69.49
4302	Point	10/5/2021	17:41:40	5:30-5:45	28.19373	-82.3845	69.9
4303	Point	10/5/2021	17:41:41	5:30-5:45	28.19347	-82.3847	70.21
4304	Point	10/5/2021	17:41:42	5:30-5:45	28.19321	-82.3848	70.24
4305	Point	10/5/2021	17:41:43	5:30-5:45	28.19295	-82.3849	70.12
4306	Point	10/5/2021	17:41:44	5:30-5:45	28.19269	-82.385	69.14
4307	Point	10/5/2021	17:41:45	5:30-5:45	28.19244	-82.3851	68.07
4308	Point	10/5/2021	17:41:46	5:30-5:45	28.19218	-82.3852	67.06
4309	Point	10/5/2021	17:41:47	5:30-5:45	28.19193	-82.3853	65.97
4310	Point	10/5/2021	17:41:48	5:30-5:45	28.19169	-82.3854	64.67
4311	Point	10/5/2021	17:41:49	5:30-5:45	28.19145	-82.3855	63.38
4312	Point	10/5/2021	17:41:50	5:30-5:45	28.19122	-82.3856	63.35
4313	Point	10/5/2021	17:41:51	5:30-5:45	28.19098	-82.3857	62.77
4314	Point	10/5/2021	17:41:52	5:30-5:45	28.19074	-82.3858	62.88
4315	Point	10/5/2021	17:41:53	5:30-5:45	28.1905	-82.3859	63.29
4316	Point	10/5/2021	17:41:54	5:30-5:45	28.19026	-82.386	63.95
4317	Point	10/5/2021	17:41:55	5:30-5:45	28.19001	-82.3861	64.49
4318	Point	10/5/2021	17:41:56	5:30-5:45	28.18977	-82.3862	64.93
4319	Point	10/5/2021	17:41:57	5:30-5:45	28.18952	-82.3863	65.57
4320	Point	10/5/2021	17:41:58	5:30-5:45	28.18927	-82.3865	66.18
4321	Point	10/5/2021	17:41:59	5:30-5:45	28.18902	-82.3866	66.5
4322	Point	10/5/2021	17:42:00	5:30-5:45	28.18876	-82.3867	67.26

DocuSign Envelope ID: 00F7F873-2213-453E-A7D6-7A719BA1E281

4323	Point	10/5/2021	17:42:01	5:30-5:45	28.1885	-82.3868	67.88
4324	Point	10/5/2021	17:42:02	5:30-5:45	28.18825	-82.3869	68.55
4325	Point	10/5/2021	17:42:03	5:30-5:45	28.18798	-82.387	69.39
4326	Point	10/5/2021	17:42:04	5:30-5:45	28.18772	-82.3871	70.03
4327	Point	10/5/2021	17:42:05	5:30-5:45	28.18745	-82.3872	70.78
4328	Point	10/5/2021	17:42:06	5:30-5:45	28.18718	-82.3873	71.53
4329	Point	10/5/2021	17:42:07	5:30-5:45	28.1869	-82.3875	72.08
4330	Point	10/5/2021	17:42:08	5:30-5:45	28.18662	-82.3876	73.06
4331	Point	10/5/2021	17:42:09	5:30-5:45	28.18635	-82.3877	73.92
4332	Point	10/5/2021	17:42:10	5:30-5:45	28.18606	-82.3878	74.83
4333	Point	10/5/2021	17:42:11	5:30-5:45	28.18578	-82.3879	75.28
4334	Point	10/5/2021	17:42:12	5:30-5:45	28.18549	-82.3881	76.05
4335	Point	10/5/2021	17:42:13	5:30-5:45	28.1852	-82.3882	76.37
4336	Point	10/5/2021	17:42:14	5:30-5:45	28.18491	-82.3883	76.31
4337	Point	10/5/2021	17:42:15	5:30-5:45	28.18463	-82.3884	75.81
4338	Point	10/5/2021	17:42:16	5:30-5:45	28.18434	-82.3885	75.74
4339	Point	10/5/2021	17:42:17	5:30-5:45	28.18405	-82.3887	76.06
4340	Point	10/5/2021	17:42:18	5:30-5:45	28.18376	-82.3888	76.1
4341	Point	10/5/2021	17:42:19	5:30-5:45	28.18348	-82.3889	75.34
4342	Point	10/5/2021	17:42:20	5:30-5:45	28.18319	-82.389	74.88
4343	Point	10/5/2021	17:42:21	5:30-5:45	28.18291	-82.3891	74.37
4344	Point	10/5/2021	17:42:22	5:30-5:45	28.18264	-82.3893	73.83
4345	Point	10/5/2021	17:42:23	5:30-5:45	28.18236	-82.3894	73.14
4346	Point	10/5/2021	17:42:24	5:30-5:45	28.18208	-82.3895	72.73
4347	Point	10/5/2021	17:42:25	5:30-5:45	28.18181	-82.3896	73.01
4348	Point	10/5/2021	17:42:26	5:30-5:45	28.18153	-82.3897	73.3
4349	Point	10/5/2021	17:42:27	5:30-5:45	28.18126	-82.3898	73.04
4350	Point	10/5/2021	17:42:28	5:30-5:45	28.18098	-82.39	73.16
4351	Point	10/5/2021	17:42:29	5:30-5:45	28.1807	-82.3901	72.78
4352	Point	10/5/2021	17:42:30	5:30-5:45	28.18042	-82.3902	73.08
4353	Point	10/5/2021	17:42:31	5:30-5:45	28.18015	-82.3903	73.43
4354	Point	10/5/2021	17:42:32	5:30-5:45	28.17987	-82.3904	73.8
4355	Point	10/5/2021	17:42:33	5:30-5:45	28.17959	-82.3905	73.58
4356	Point	10/5/2021	17:42:34	5:30-5:45	28.17931	-82.3907	73.1
4357	Point	10/5/2021	17:42:35	5:30-5:45	28.17904	-82.3908	72.74
4358	Point	10/5/2021	17:42:36	5:30-5:45	28.17876	-82.3909	73.09
4359	Point	10/5/2021	17:42:37	5:30-5:45	28.17848	-82.391	73.57
4360	Point	10/5/2021	17:42:38	5:30-5:45	28.17821	-82.3911	73.86
4361	Point	10/5/2021	17:42:39	5:30-5:45	28.17793	-82.3912	74.12
4362	Point	10/5/2021	17:42:40	5:30-5:45	28.17765	-82.3914	74.17
4363	Point	10/5/2021	17:42:41	5:30-5:45	28.17737	-82.3915	74.23
4364	Point	10/5/2021	17:42:42	5:30-5:45	28.17708	-82.3916	74.34
4365	Point	10/5/2021	17:42:43	5:30-5:45	28.1768	-82.3917	74.46
4366	Point	10/5/2021	17:42:44	5:30-5:45	28.17652	-82.3918	74.91
4367	Point	10/5/2021	17:42:45	5:30-5:45	28.17624	-82.392	75.3
4368	Point	10/5/2021	17:42:46	5:30-5:45	28.17595	-82.3921	75.69
4369	Point	10/5/2021	17:42:47	5:30-5:45	28.17566	-82.3922	75.71

DocuSign Envelope ID: 00F7F873-2213-453E-A7D6-7A719BA1E281

4370	Point	10/5/2021	17:42:48	5:30-5:45	28.17538	-82.3923	75.48
4371	Point	10/5/2021	17:42:49	5:30-5:45	28.17509	-82.3925	75.99
4372	Point	10/5/2021	17:42:50	5:30-5:45	28.1748	-82.3926	76.63
4373	Point	10/5/2021	17:42:51	5:30-5:45	28.17451	-82.3927	77.1
4374	Point	10/5/2021	17:42:52	5:30-5:45	28.17422	-82.3928	77.6
4375	Point	10/5/2021	17:42:53	5:30-5:45	28.17392	-82.3929	77.55
4376	Point	10/5/2021	17:42:54	5:30-5:45	28.17363	-82.3931	77.72
4377	Point	10/5/2021	17:42:55	5:30-5:45	28.17333	-82.3932	77.85
4378	Point	10/5/2021	17:42:56	5:30-5:45	28.17304	-82.3933	77.96
4379	Point	10/5/2021	17:42:57	5:30-5:45	28.17274	-82.3934	77.41
4380	Point	10/5/2021	17:42:58	5:30-5:45	28.17245	-82.3935	76.74
4381	Point	10/5/2021	17:42:59	5:30-5:45	28.17216	-82.3937	76.15
4382	Point	10/5/2021	17:43:00	5:30-5:45	28.17188	-82.3938	74.6
4383	Point	10/5/2021	17:43:01	5:30-5:45	28.17161	-82.3939	71.6
4384	Point	10/5/2021	17:43:02	5:30-5:45	28.17135	-82.394	69.36
4385	Point	10/5/2021	17:43:03	5:30-5:45	28.17109	-82.3941	68.34
4386	Point	10/5/2021	17:43:04	5:30-5:45	28.17084	-82.3942	67.45
4387	Point	10/5/2021	17:43:05	5:30-5:45	28.17059	-82.3943	66.4
4388	Point	10/5/2021	17:43:06	5:30-5:45	28.17034	-82.3944	65.48
4389	Point	10/5/2021	17:43:07	5:30-5:45	28.17009	-82.3945	65.5
4390	Point	10/5/2021	17:43:08	5:30-5:45	28.16983	-82.3946	65.93
4391	Point	10/5/2021	17:43:09	5:30-5:45	28.16957	-82.3947	66.54
4392	Point	10/5/2021	17:43:10	5:30-5:45	28.16931	-82.3947	66.98
4393	Point	10/5/2021	17:43:11	5:30-5:45	28.16905	-82.3948	67.55
4394	Point	10/5/2021	17:43:12	5:30-5:45	28.16878	-82.3949	68.09
4395	Point	10/5/2021	17:43:13	5:30-5:45	28.16851	-82.3949	68.6
4396	Point	10/5/2021	17:43:14	5:30-5:45	28.16823	-82.395	69.04
4397	Point	10/5/2021	17:43:15	5:30-5:45	28.16795	-82.395	69.6
4398	Point	10/5/2021	17:43:16	5:30-5:45	28.16768	-82.3951	69.71
4399	Point	10/5/2021	17:43:17	5:30-5:45	28.1674	-82.3951	69.28
4400	Point	10/5/2021	17:43:18	5:30-5:45	28.16712	-82.3952	69.14
4401	Point	10/5/2021	17:43:19	5:30-5:45	28.16684	-82.3952	69.28
4402	Point	10/5/2021	17:43:20	5:30-5:45	28.16657	-82.3952	69.19
4403	Point	10/5/2021	17:43:21	5:30-5:45	28.16629	-82.3952	69.38
4404	Point	10/5/2021	17:43:22	5:30-5:45	28.166	-82.3952	70.02
4405	Point	10/5/2021	17:43:23	5:30-5:45	28.16572	-82.3952	70.38
4406	Point	10/5/2021	17:43:24	5:30-5:45	28.16543	-82.3952	70.94
4407	Point	10/5/2021	17:43:25	5:30-5:45	28.16514	-82.3952	71.71
4408	Point	10/5/2021	17:43:26	5:30-5:45	28.16486	-82.3952	72.12
4409	Point	10/5/2021	17:43:27	5:30-5:45	28.16456	-82.3952	72.47
4410	Point	10/5/2021	17:43:28	5:30-5:45	28.16427	-82.3952	72.13
4411	Point	10/5/2021	17:43:29	5:30-5:45	28.16398	-82.3952	71.94
4412	Point	10/5/2021	17:43:30	5:30-5:45	28.16369	-82.3951	72.41
4413	Point	10/5/2021	17:43:31	5:30-5:45	28.1634	-82.3951	73.15
4414	Point	10/5/2021	17:43:32	5:30-5:45	28.1631	-82.395	73.77
4415	Point	10/5/2021	17:43:33	5:30-5:45	28.16281	-82.395	74.08
4416	Point	10/5/2021	17:43:34	5:30-5:45	28.16251	-82.3949	74.26

DocuSign Envelope ID: 00F7F873-2213-453E-A7D6-7A719BA1E281

4417	Point	10/5/2021	17:43:35	5:30-5:45	28.16222	-82.3949	74.24
4418	Point	10/5/2021	17:43:36	5:30-5:45	28.16193	-82.3948	74.28
4419	Point	10/5/2021	17:43:37	5:30-5:45	28.16164	-82.3947	74.14
4420	Point	10/5/2021	17:43:38	5:30-5:45	28.16135	-82.3946	73.86
4421	Point	10/5/2021	17:43:39	5:30-5:45	28.16107	-82.3945	73.04
4422	Point	10/5/2021	17:43:40	5:30-5:45	28.16079	-82.3944	71.97
4423	Point	10/5/2021	17:43:41	5:30-5:45	28.16051	-82.3943	71.1
14151	Point	10/5/2021	17:54:46	5:45-6:00	28.20952	-82.3753	70.83
14152	Point	10/5/2021	17:54:47	5:45-6:00	28.20928	-82.3755	70.84
14153	Point	10/5/2021	17:54:48	5:45-6:00	28.20904	-82.3757	70.88
14154	Point	10/5/2021	17:54:49	5:45-6:00	28.20879	-82.3759	70.92
14155	Point	10/5/2021	17:54:50	5:45-6:00	28.20855	-82.376	70.84
14156	Point	10/5/2021	17:54:51	5:45-6:00	28.20831	-82.3762	70.98
14157	Point	10/5/2021	17:54:52	5:45-6:00	28.20806	-82.3764	71.07
14158	Point	10/5/2021	17:54:53	5:45-6:00	28.20782	-82.3765	70.87
14159	Point	10/5/2021	17:54:54	5:45-6:00	28.20757	-82.3767	70.2
14160	Point	10/5/2021	17:54:55	5:45-6:00	28.20733	-82.3769	69.55
14161	Point	10/5/2021	17:54:56	5:45-6:00	28.20709	-82.377	69.62
14162	Point	10/5/2021	17:54:57	5:45-6:00	28.20684	-82.3772	69.67
14163	Point	10/5/2021	17:54:58	5:45-6:00	28.2066	-82.3773	69.84
14164	Point	10/5/2021	17:54:59	5:45-6:00	28.20635	-82.3775	70.13
14165	Point	10/5/2021	17:55:00	5:45-6:00	28.2061	-82.3776	70.46
14166	Point	10/5/2021	17:55:01	5:45-6:00	28.20585	-82.3778	70.8
14167	Point	10/5/2021	17:55:02	5:45-6:00	28.2056	-82.3779	71.03
14168	Point	10/5/2021	17:55:03	5:45-6:00	28.20534	-82.3781	71.3
14169	Point	10/5/2021	17:55:04	5:45-6:00	28.20508	-82.3782	71.51
14170	Point	10/5/2021	17:55:05	5:45-6:00	28.20483	-82.3784	71.77
14171	Point	10/5/2021	17:55:06	5:45-6:00	28.20457	-82.3785	71.69
14172	Point	10/5/2021	17:55:07	5:45-6:00	28.20432	-82.3787	71.47
14173	Point	10/5/2021	17:55:08	5:45-6:00	28.20406	-82.3788	71.43
14174	Point	10/5/2021	17:55:09	5:45-6:00	28.2038	-82.379	71.45
14175	Point	10/5/2021	17:55:10	5:45-6:00	28.20354	-82.3791	71.3
14176	Point	10/5/2021	17:55:11	5:45-6:00	28.20329	-82.3793	71.09
14177	Point	10/5/2021	17:55:12	5:45-6:00	28.20303	-82.3794	70.9
14178	Point	10/5/2021	17:55:13	5:45-6:00	28.20278	-82.3796	70.67
14179	Point	10/5/2021	17:55:14	5:45-6:00	28.20253	-82.3797	70.55
14180	Point	10/5/2021	17:55:15	5:45-6:00	28.20228	-82.3799	70.52
14181	Point	10/5/2021	17:55:16	5:45-6:00	28.20202	-82.38	70.42
14182	Point	10/5/2021	17:55:17	5:45-6:00	28.20177	-82.3802	70.35
14183	Point	10/5/2021	17:55:18	5:45-6:00	28.20152	-82.3803	70.29
14184	Point	10/5/2021	17:55:19	5:45-6:00	28.20127	-82.3804	70.13
14185	Point	10/5/2021	17:55:20	5:45-6:00	28.20102	-82.3806	69.91
14186	Point	10/5/2021	17:55:21	5:45-6:00	28.20077	-82.3807	70
14187	Point	10/5/2021	17:55:22	5:45-6:00	28.20052	-82.3809	70.22
14188	Point	10/5/2021	17:55:23	5:45-6:00	28.20026	-82.381	70.51
14189	Point	10/5/2021	17:55:24	5:45-6:00	28.20001	-82.3812	70.81
14190	Point	10/5/2021	17:55:25	5:45-6:00	28.19975	-82.3813	71.02

DocuSign Envelope ID: 00F7F873-2213-453E-A7D6-7A719BA1E281

14191	Point	10/5/2021	17:55:26	5:45-6:00	28.1995	-82.3815	71
14192	Point	10/5/2021	17:55:27	5:45-6:00	28.19925	-82.3816	70.87
14193	Point	10/5/2021	17:55:28	5:45-6:00	28.19899	-82.3818	70.7
14194	Point	10/5/2021	17:55:29	5:45-6:00	28.19874	-82.3819	70.54
14195	Point	10/5/2021	17:55:30	5:45-6:00	28.19849	-82.3821	70.49
14196	Point	10/5/2021	17:55:31	5:45-6:00	28.19824	-82.3822	70.45
14197	Point	10/5/2021	17:55:32	5:45-6:00	28.19798	-82.3824	70.26
14198	Point	10/5/2021	17:55:33	5:45-6:00	28.19773	-82.3825	70.01
14199	Point	10/5/2021	17:55:34	5:45-6:00	28.19748	-82.3827	69.98
14200	Point	10/5/2021	17:55:35	5:45-6:00	28.19723	-82.3828	69.71
14201	Point	10/5/2021	17:55:36	5:45-6:00	28.19697	-82.3829	69.55
14202	Point	10/5/2021	17:55:37	5:45-6:00	28.19672	-82.3831	69.27
14203	Point	10/5/2021	17:55:38	5:45-6:00	28.19647	-82.3832	68.98
14204	Point	10/5/2021	17:55:39	5:45-6:00	28.19622	-82.3833	68.72
14205	Point	10/5/2021	17:55:40	5:45-6:00	28.19597	-82.3835	68.59
14206	Point	10/5/2021	17:55:41	5:45-6:00	28.19572	-82.3836	68.37
14207	Point	10/5/2021	17:55:42	5:45-6:00	28.19547	-82.3837	68.39
14208	Point	10/5/2021	17:55:43	5:45-6:00	28.19522	-82.3839	68.51
14209	Point	10/5/2021	17:55:44	5:45-6:00	28.19497	-82.384	68.58
14210	Point	10/5/2021	17:55:45	5:45-6:00	28.19471	-82.3841	68.62
14211	Point	10/5/2021	17:55:46	5:45-6:00	28.19446	-82.3842	68.7
14212	Point	10/5/2021	17:55:47	5:45-6:00	28.1942	-82.3843	68.86
14213	Point	10/5/2021	17:55:48	5:45-6:00	28.19394	-82.3845	68.91
14214	Point	10/5/2021	17:55:49	5:45-6:00	28.19369	-82.3846	68.93
14215	Point	10/5/2021	17:55:50	5:45-6:00	28.19343	-82.3847	68.57
14216	Point	10/5/2021	17:55:51	5:45-6:00	28.19317	-82.3848	68.43
14217	Point	10/5/2021	17:55:52	5:45-6:00	28.19291	-82.3849	68.34
14218	Point	10/5/2021	17:55:53	5:45-6:00	28.19266	-82.385	68.19
14219	Point	10/5/2021	17:55:54	5:45-6:00	28.1924	-82.3851	68.18
14220	Point	10/5/2021	17:55:55	5:45-6:00	28.19214	-82.3852	68.25
14221	Point	10/5/2021	17:55:56	5:45-6:00	28.19188	-82.3854	68.24
14222	Point	10/5/2021	17:55:57	5:45-6:00	28.19162	-82.3855	68.17
14223	Point	10/5/2021	17:55:58	5:45-6:00	28.19136	-82.3856	68.14
14224	Point	10/5/2021	17:55:59	5:45-6:00	28.19111	-82.3857	68.39
14225	Point	10/5/2021	17:56:00	5:45-6:00	28.19085	-82.3858	68.86
14226	Point	10/5/2021	17:56:01	5:45-6:00	28.19058	-82.3859	69.21
14227	Point	10/5/2021	17:56:02	5:45-6:00	28.19032	-82.386	69.63
14228	Point	10/5/2021	17:56:03	5:45-6:00	28.19006	-82.3861	69.99
14229	Point	10/5/2021	17:56:04	5:45-6:00	28.18979	-82.3863	70.29
14230	Point	10/5/2021	17:56:05	5:45-6:00	28.18952	-82.3864	70.69
14231	Point	10/5/2021	17:56:06	5:45-6:00	28.18926	-82.3865	70.72
14232	Point	10/5/2021	17:56:07	5:45-6:00	28.18898	-82.3866	71.08
14233	Point	10/5/2021	17:56:08	5:45-6:00	28.18872	-82.3867	70.95
14234	Point	10/5/2021	17:56:09	5:45-6:00	28.18845	-82.3868	70.97
14235	Point	10/5/2021	17:56:10	5:45-6:00	28.18819	-82.3869	70.82
14236	Point	10/5/2021	17:56:11	5:45-6:00	28.18792	-82.3871	70.95
14237	Point	10/5/2021	17:56:12	5:45-6:00	28.18765	-82.3872	70.75

DocuSign Envelope ID: 00F7F873-2213-453E-A7D6-7A719BA1E281

14238	Point	10/5/2021	17:56:13	5:45-6:00	28.18739	-82.3873	70.6
14239	Point	10/5/2021	17:56:14	5:45-6:00	28.18712	-82.3874	70.29
14240	Point	10/5/2021	17:56:15	5:45-6:00	28.18686	-82.3875	69.97
14241	Point	10/5/2021	17:56:16	5:45-6:00	28.1866	-82.3876	69.62
14242	Point	10/5/2021	17:56:17	5:45-6:00	28.18633	-82.3877	69.42
14243	Point	10/5/2021	17:56:18	5:45-6:00	28.18607	-82.3878	69.19
14244	Point	10/5/2021	17:56:19	5:45-6:00	28.18582	-82.3879	68.18
14245	Point	10/5/2021	17:56:20	5:45-6:00	28.18556	-82.3881	67.1
14246	Point	10/5/2021	17:56:21	5:45-6:00	28.18531	-82.3882	65.95
14247	Point	10/5/2021	17:56:22	5:45-6:00	28.18507	-82.3883	65.19
14248	Point	10/5/2021	17:56:23	5:45-6:00	28.18482	-82.3884	64.72
14249	Point	10/5/2021	17:56:24	5:45-6:00	28.18458	-82.3885	64.45
14250	Point	10/5/2021	17:56:25	5:45-6:00	28.18433	-82.3886	64.39
14251	Point	10/5/2021	17:56:26	5:45-6:00	28.18409	-82.3887	64.3
14252	Point	10/5/2021	17:56:27	5:45-6:00	28.18384	-82.3888	64.21
14253	Point	10/5/2021	17:56:28	5:45-6:00	28.1836	-82.3889	64.08
14254	Point	10/5/2021	17:56:29	5:45-6:00	28.18336	-82.389	63.81
14255	Point	10/5/2021	17:56:30	5:45-6:00	28.18312	-82.3891	63.52
14256	Point	10/5/2021	17:56:31	5:45-6:00	28.18288	-82.3892	63.18
14257	Point	10/5/2021	17:56:32	5:45-6:00	28.18264	-82.3893	62.79
14258	Point	10/5/2021	17:56:33	5:45-6:00	28.18241	-82.3894	62.05
14259	Point	10/5/2021	17:56:34	5:45-6:00	28.18218	-82.3895	61.07
14260	Point	10/5/2021	17:56:35	5:45-6:00	28.18195	-82.3896	60.15
14261	Point	10/5/2021	17:56:36	5:45-6:00	28.18173	-82.3897	59.31
14262	Point	10/5/2021	17:56:37	5:45-6:00	28.1815	-82.3898	58.66
14263	Point	10/5/2021	17:56:38	5:45-6:00	28.18128	-82.3899	58.55
14264	Point	10/5/2021	17:56:39	5:45-6:00	28.18106	-82.39	58.67
14265	Point	10/5/2021	17:56:40	5:45-6:00	28.18084	-82.3901	59.26
14266	Point	10/5/2021	17:56:41	5:45-6:00	28.18061	-82.3902	59.93
14267	Point	10/5/2021	17:56:42	5:45-6:00	28.18038	-82.3902	60.84
14268	Point	10/5/2021	17:56:43	5:45-6:00	28.18015	-82.3904	61.38
14269	Point	10/5/2021	17:56:44	5:45-6:00	28.17991	-82.3904	61.99
14270	Point	10/5/2021	17:56:45	5:45-6:00	28.17967	-82.3905	62.53
14271	Point	10/5/2021	17:56:46	5:45-6:00	28.17944	-82.3906	62.95
14272	Point	10/5/2021	17:56:47	5:45-6:00	28.1792	-82.3907	63.32
14273	Point	10/5/2021	17:56:48	5:45-6:00	28.17896	-82.3908	63.77
14274	Point	10/5/2021	17:56:49	5:45-6:00	28.17871	-82.3909	64.03
14275	Point	10/5/2021	17:56:50	5:45-6:00	28.17847	-82.3911	64.35
14276	Point	10/5/2021	17:56:51	5:45-6:00	28.17823	-82.3912	64.67
14277	Point	10/5/2021	17:56:52	5:45-6:00	28.17798	-82.3913	65.05
14278	Point	10/5/2021	17:56:53	5:45-6:00	28.17774	-82.3914	65.31
14279	Point	10/5/2021	17:56:54	5:45-6:00	28.17749	-82.3915	65.48
14280	Point	10/5/2021	17:56:55	5:45-6:00	28.17724	-82.3916	65.55
14281	Point	10/5/2021	17:56:56	5:45-6:00	28.177	-82.3917	65.65
14282	Point	10/5/2021	17:56:57	5:45-6:00	28.17675	-82.3918	65.76
14283	Point	10/5/2021	17:56:58	5:45-6:00	28.1765	-82.3919	65.61
14284	Point	10/5/2021	17:56:59	5:45-6:00	28.17625	-82.392	65.69

DocuSign Envelope ID: 00F7F873-2213-453E-A7D6-7A719BA1E281

14285	Point	10/5/2021	17:57:00	5:45-6:00	28.176	-82.3921	65.72
14286	Point	10/5/2021	17:57:01	5:45-6:00	28.17576	-82.3922	65.81
14287	Point	10/5/2021	17:57:02	5:45-6:00	28.17551	-82.3923	65.89
14288	Point	10/5/2021	17:57:03	5:45-6:00	28.17526	-82.3924	65.88
14289	Point	10/5/2021	17:57:04	5:45-6:00	28.17501	-82.3925	65.89
14290	Point	10/5/2021	17:57:05	5:45-6:00	28.17476	-82.3926	65.91
14291	Point	10/5/2021	17:57:06	5:45-6:00	28.17451	-82.3927	66.13
14292	Point	10/5/2021	17:57:07	5:45-6:00	28.17426	-82.3928	66.05
14293	Point	10/5/2021	17:57:08	5:45-6:00	28.17401	-82.393	66.12
14294	Point	10/5/2021	17:57:09	5:45-6:00	28.17376	-82.3931	66.17
14295	Point	10/5/2021	17:57:10	5:45-6:00	28.17351	-82.3932	66.09
14296	Point	10/5/2021	17:57:11	5:45-6:00	28.17327	-82.3933	66.51
14297	Point	10/5/2021	17:57:12	5:45-6:00	28.17301	-82.3934	66.95
14298	Point	10/5/2021	17:57:13	5:45-6:00	28.17276	-82.3935	67.41
14299	Point	10/5/2021	17:57:14	5:45-6:00	28.1725	-82.3936	67.52
14300	Point	10/5/2021	17:57:15	5:45-6:00	28.17224	-82.3937	67.69
14301	Point	10/5/2021	17:57:16	5:45-6:00	28.17198	-82.3938	67.83
14302	Point	10/5/2021	17:57:17	5:45-6:00	28.17172	-82.3939	67.92
14303	Point	10/5/2021	17:57:18	5:45-6:00	28.17146	-82.394	67.92
14304	Point	10/5/2021	17:57:19	5:45-6:00	28.1712	-82.3941	68.07
14305	Point	10/5/2021	17:57:20	5:45-6:00	28.17094	-82.3942	68.29
14306	Point	10/5/2021	17:57:21	5:45-6:00	28.17068	-82.3943	68.51
14307	Point	10/5/2021	17:57:22	5:45-6:00	28.17042	-82.3944	68.99
14308	Point	10/5/2021	17:57:23	5:45-6:00	28.17015	-82.3945	69.39
14309	Point	10/5/2021	17:57:24	5:45-6:00	28.16988	-82.3946	69.8
14310	Point	10/5/2021	17:57:25	5:45-6:00	28.1696	-82.3947	70.19
14311	Point	10/5/2021	17:57:26	5:45-6:00	28.16933	-82.3947	70.63
14312	Point	10/5/2021	17:57:27	5:45-6:00	28.16905	-82.3948	71.01
14313	Point	10/5/2021	17:57:28	5:45-6:00	28.16877	-82.3949	71.05
14314	Point	10/5/2021	17:57:29	5:45-6:00	28.16849	-82.3949	71
14315	Point	10/5/2021	17:57:30	5:45-6:00	28.16821	-82.395	70.99
14316	Point	10/5/2021	17:57:31	5:45-6:00	28.16793	-82.3951	70.99
14317	Point	10/5/2021	17:57:32	5:45-6:00	28.16764	-82.3951	70.95
14318	Point	10/5/2021	17:57:33	5:45-6:00	28.16736	-82.3952	70.78
14319	Point	10/5/2021	17:57:34	5:45-6:00	28.16708	-82.3952	70.61
14320	Point	10/5/2021	17:57:35	5:45-6:00	28.16679	-82.3952	70.52
14321	Point	10/5/2021	17:57:36	5:45-6:00	28.16651	-82.3952	70.36
14322	Point	10/5/2021	17:57:37	5:45-6:00	28.16623	-82.3952	70.34
14323	Point	10/5/2021	17:57:38	5:45-6:00	28.16595	-82.3953	70.49
14324	Point	10/5/2021	17:57:39	5:45-6:00	28.16566	-82.3953	70.45
14325	Point	10/5/2021	17:57:40	5:45-6:00	28.16538	-82.3953	70.32
14326	Point	10/5/2021	17:57:41	5:45-6:00	28.1651	-82.3953	70.08
14327	Point	10/5/2021	17:57:42	5:45-6:00	28.16482	-82.3953	69.83
14328	Point	10/5/2021	17:57:43	5:45-6:00	28.16454	-82.3952	69.63
14329	Point	10/5/2021	17:57:44	5:45-6:00	28.16426	-82.3952	69.55
14330	Point	10/5/2021	17:57:45	5:45-6:00	28.16398	-82.3952	69.47
14331	Point	10/5/2021	17:57:46	5:45-6:00	28.1637	-82.3951	69.45

DocuSign Envelope ID: 00F7F873-2213-453E-A7D6-7A719BA1E281

14332	Point	10/5/2021	17:57:47	5:45-6:00	28.16343	-82.3951	69.39
14333	Point	10/5/2021	17:57:48	5:45-6:00	28.16315	-82.3951	69.31
14334	Point	10/5/2021	17:57:49	5:45-6:00	28.16287	-82.395	69.17
14335	Point	10/5/2021	17:57:50	5:45-6:00	28.1626	-82.395	69.07
14336	Point	10/5/2021	17:57:51	5:45-6:00	28.16232	-82.3949	69.04
14337	Point	10/5/2021	17:57:52	5:45-6:00	28.16205	-82.3948	69.04
14338	Point	10/5/2021	17:57:53	5:45-6:00	28.16177	-82.3948	69.14
14339	Point	10/5/2021	17:57:54	5:45-6:00	28.1615	-82.3947	69.09
14340	Point	10/5/2021	17:57:55	5:45-6:00	28.16123	-82.3946	69.03
14341	Point	10/5/2021	17:57:56	5:45-6:00	28.16096	-82.3945	68.99
14342	Point	10/5/2021	17:57:57	5:45-6:00	28.16069	-82.3944	69.07
14343	Point	10/5/2021	17:57:58	5:45-6:00	28.16043	-82.3943	69.19
5342	Point	10/5/2021	18:00:40	6:00-6:15	28.20958	-82.3753	64.11
5343	Point	10/5/2021	18:00:41	6:00-6:15	28.20936	-82.3755	63.57
5344	Point	10/5/2021	18:00:42	6:00-6:15	28.20915	-82.3756	63.15
5345	Point	10/5/2021	18:00:43	6:00-6:15	28.20894	-82.3758	63.03
5346	Point	10/5/2021	18:00:44	6:00-6:15	28.20872	-82.3759	63.44
5347	Point	10/5/2021	18:00:45	6:00-6:15	28.2085	-82.3761	63.35
5348	Point	10/5/2021	18:00:46	6:00-6:15	28.20829	-82.3762	62.5
5349	Point	10/5/2021	18:00:47	6:00-6:15	28.20808	-82.3764	61.7
5350	Point	10/5/2021	18:00:48	6:00-6:15	28.20787	-82.3765	60.73
5351	Point	10/5/2021	18:00:49	6:00-6:15	28.20766	-82.3766	59.94
5352	Point	10/5/2021	18:00:50	6:00-6:15	28.20745	-82.3768	59.55
5353	Point	10/5/2021	18:00:51	6:00-6:15	28.20724	-82.3769	59.23
5354	Point	10/5/2021	18:00:52	6:00-6:15	28.20703	-82.377	58.91
5355	Point	10/5/2021	18:00:53	6:00-6:15	28.20683	-82.3772	58.69
5356	Point	10/5/2021	18:00:54	6:00-6:15	28.20662	-82.3773	59.23
5357	Point	10/5/2021	18:00:55	6:00-6:15	28.20641	-82.3774	59.55
5358	Point	10/5/2021	18:00:56	6:00-6:15	28.2062	-82.3776	59.53
5359	Point	10/5/2021	18:00:57	6:00-6:15	28.20599	-82.3777	59.13
5360	Point	10/5/2021	18:00:58	6:00-6:15	28.20578	-82.3778	58.77
5361	Point	10/5/2021	18:00:59	6:00-6:15	28.20557	-82.378	58.55
5362	Point	10/5/2021	18:01:00	6:00-6:15	28.20536	-82.3781	58.39
5363	Point	10/5/2021	18:01:01	6:00-6:15	28.20514	-82.3782	59.13
5364	Point	10/5/2021	18:01:02	6:00-6:15	28.20493	-82.3783	59.91
5365	Point	10/5/2021	18:01:03	6:00-6:15	28.20472	-82.3785	60.46
5366	Point	10/5/2021	18:01:04	6:00-6:15	28.2045	-82.3786	61.12
5367	Point	10/5/2021	18:01:05	6:00-6:15	28.20428	-82.3787	61.65
5368	Point	10/5/2021	18:01:06	6:00-6:15	28.20406	-82.3788	62.13
5369	Point	10/5/2021	18:01:07	6:00-6:15	28.20384	-82.379	62.05
5370	Point	10/5/2021	18:01:08	6:00-6:15	28.20361	-82.3791	61.94
5371	Point	10/5/2021	18:01:09	6:00-6:15	28.20339	-82.3792	61.74
5372	Point	10/5/2021	18:01:10	6:00-6:15	28.20318	-82.3794	61.02
5373	Point	10/5/2021	18:01:11	6:00-6:15	28.20296	-82.3795	60.05
5374	Point	10/5/2021	18:01:12	6:00-6:15	28.20275	-82.3796	59.81
5375	Point	10/5/2021	18:01:13	6:00-6:15	28.20253	-82.3797	59.8
5376	Point	10/5/2021	18:01:14	6:00-6:15	28.20232	-82.3798	59.77

DocuSign Envelope ID: 00F7F873-2213-453E-A7D6-7A719BA1E281

5377	Point	10/5/2021	18:01:15	6:00-6:15	28.2021	-82.38	59.69
5378	Point	10/5/2021	18:01:16	6:00-6:15	28.20188	-82.3801	59.92
5379	Point	10/5/2021	18:01:17	6:00-6:15	28.20167	-82.3802	60.27
5380	Point	10/5/2021	18:01:18	6:00-6:15	28.20145	-82.3803	60.55
5381	Point	10/5/2021	18:01:19	6:00-6:15	28.20124	-82.3805	60.73
5382	Point	10/5/2021	18:01:20	6:00-6:15	28.20102	-82.3806	60.62
5383	Point	10/5/2021	18:01:21	6:00-6:15	28.2008	-82.3807	60.08
5384	Point	10/5/2021	18:01:22	6:00-6:15	28.20059	-82.3808	59.39
5385	Point	10/5/2021	18:01:23	6:00-6:15	28.20037	-82.3809	58.85
5386	Point	10/5/2021	18:01:24	6:00-6:15	28.20016	-82.3811	58.09
5387	Point	10/5/2021	18:01:25	6:00-6:15	28.19996	-82.3812	57.87
5388	Point	10/5/2021	18:01:26	6:00-6:15	28.19975	-82.3813	58.25
5389	Point	10/5/2021	18:01:27	6:00-6:15	28.19954	-82.3814	58.73
5390	Point	10/5/2021	18:01:28	6:00-6:15	28.19933	-82.3815	59.34
5391	Point	10/5/2021	18:01:29	6:00-6:15	28.19912	-82.3817	60.11
5392	Point	10/5/2021	18:01:30	6:00-6:15	28.1989	-82.3818	60.83
5393	Point	10/5/2021	18:01:31	6:00-6:15	28.19868	-82.3819	61.63
5394	Point	10/5/2021	18:01:32	6:00-6:15	28.19846	-82.3821	61.97
5395	Point	10/5/2021	18:01:33	6:00-6:15	28.19823	-82.3822	62.23
5396	Point	10/5/2021	18:01:34	6:00-6:15	28.19801	-82.3823	62.05
5397	Point	10/5/2021	18:01:35	6:00-6:15	28.19779	-82.3825	61.42
5398	Point	10/5/2021	18:01:36	6:00-6:15	28.19757	-82.3826	61.03
5399	Point	10/5/2021	18:01:37	6:00-6:15	28.19735	-82.3827	61.01
5400	Point	10/5/2021	18:01:38	6:00-6:15	28.19712	-82.3828	61.25
5401	Point	10/5/2021	18:02:09	6:00-6:15	28.19001	-82.3862	65.37
5402	Point	10/5/2021	18:02:10	6:00-6:15	28.18951	-82.3864	66.09
5403	Point	10/5/2021	18:02:11	6:00-6:15	28.18926	-82.3865	66.01
5404	Point	10/5/2021	18:02:12	6:00-6:15	28.189	-82.3866	67.66
5405	Point	10/5/2021	18:02:13	6:00-6:15	28.18876	-82.3867	66.59
5406	Point	10/5/2021	18:02:14	6:00-6:15	28.1885	-82.3868	67.16
5407	Point	10/5/2021	18:02:15	6:00-6:15	28.18824	-82.3869	67.53
5408	Point	10/5/2021	18:02:16	6:00-6:15	28.18799	-82.387	67.62
5409	Point	10/5/2021	18:02:17	6:00-6:15	28.18773	-82.3871	67.73
5410	Point	10/5/2021	18:02:18	6:00-6:15	28.18748	-82.3872	66.73
5411	Point	10/5/2021	18:02:19	6:00-6:15	28.18724	-82.3873	65.36
5412	Point	10/5/2021	18:02:20	6:00-6:15	28.18699	-82.3874	64.27
5413	Point	10/5/2021	18:02:21	6:00-6:15	28.18675	-82.3875	64.45
5414	Point	10/5/2021	18:02:22	6:00-6:15	28.18651	-82.3876	64.67
5415	Point	10/5/2021	18:02:23	6:00-6:15	28.18626	-82.3877	65.3
5416	Point	10/5/2021	18:02:24	6:00-6:15	28.18602	-82.3878	65.61
5417	Point	10/5/2021	18:02:25	6:00-6:15	28.18577	-82.388	65.66
5418	Point	10/5/2021	18:02:26	6:00-6:15	28.18552	-82.3881	65.6
5419	Point	10/5/2021	18:02:27	6:00-6:15	28.18527	-82.3882	65.22
5420	Point	10/5/2021	18:02:28	6:00-6:15	28.18503	-82.3883	64.91
5421	Point	10/5/2021	18:02:29	6:00-6:15	28.18479	-82.3884	63.35
5422	Point	10/5/2021	18:02:30	6:00-6:15	28.18456	-82.3885	60.6
5423	Point	10/5/2021	18:02:31	6:00-6:15	28.18433	-82.3885	59.65

DocuSign Envelope ID: 00F7F873-2213-453E-A7D6-7A719BA1E281

5424	Point	10/5/2021	18:02:32	6:00-6:15	28.18412	-82.3886	55.31
5425	Point	10/5/2021	18:02:33	6:00-6:15	28.18391	-82.3887	55.48
5426	Point	10/5/2021	18:02:34	6:00-6:15	28.18371	-82.3888	55.13
5427	Point	10/5/2021	18:02:35	6:00-6:15	28.1835	-82.3889	54.79
5428	Point	10/5/2021	18:02:36	6:00-6:15	28.1833	-82.389	54.39
5429	Point	10/5/2021	18:02:37	6:00-6:15	28.1831	-82.3891	53.52
5430	Point	10/5/2021	18:02:38	6:00-6:15	28.1829	-82.3892	52.64
5431	Point	10/5/2021	18:02:39	6:00-6:15	28.18271	-82.3892	52.69
5432	Point	10/5/2021	18:02:40	6:00-6:15	28.18251	-82.3893	53.06
5433	Point	10/5/2021	18:02:41	6:00-6:15	28.18231	-82.3894	53.14
5434	Point	10/5/2021	18:02:42	6:00-6:15	28.1821	-82.3895	53.64
5435	Point	10/5/2021	18:02:43	6:00-6:15	28.1819	-82.3896	54.4
5436	Point	10/5/2021	18:02:44	6:00-6:15	28.18169	-82.3897	55.21
5437	Point	10/5/2021	18:03:55	6:00-6:15	28.16439	-82.3952	67.99
5438	Point	10/5/2021	18:03:56	6:00-6:15	28.16411	-82.3952	68.3
5439	Point	10/5/2021	18:03:57	6:00-6:15	28.16384	-82.3951	68.17
5440	Point	10/5/2021	18:03:58	6:00-6:15	28.16357	-82.3951	67.64
5441	Point	10/5/2021	18:03:59	6:00-6:15	28.1633	-82.395	67.17
5442	Point	10/5/2021	18:04:00	6:00-6:15	28.16304	-82.395	66.76
5443	Point	10/5/2021	18:04:01	6:00-6:15	28.16278	-82.3949	66.25
5444	Point	10/5/2021	18:04:02	6:00-6:15	28.16252	-82.3949	65.69
5445	Point	10/5/2021	18:04:03	6:00-6:15	28.16226	-82.3948	65.19
5446	Point	10/5/2021	18:04:04	6:00-6:15	28.16201	-82.3948	64.72
5447	Point	10/5/2021	18:04:05	6:00-6:15	28.16175	-82.3947	64.46
5448	Point	10/5/2021	18:04:06	6:00-6:15	28.1615	-82.3946	64.88
5449	Point	10/5/2021	18:04:07	6:00-6:15	28.16125	-82.3946	65.37
5450	Point	10/5/2021	18:04:10	6:00-6:15	28.16047	-82.3943	66.99
15223	Point	10/5/2021	18:14:17	6:00-6:15	28.20966	-82.3752	69.41
15224	Point	10/5/2021	18:14:18	6:00-6:15	28.20943	-82.3754	68.63
15225	Point	10/5/2021	18:14:19	6:00-6:15	28.2092	-82.3756	68.02
15226	Point	10/5/2021	18:14:20	6:00-6:15	28.20897	-82.3757	66.85
15227	Point	10/5/2021	18:14:21	6:00-6:15	28.20875	-82.3759	65.99
15228	Point	10/5/2021	18:14:22	6:00-6:15	28.20853	-82.3761	65.54
15229	Point	10/5/2021	18:14:23	6:00-6:15	28.2083	-82.3762	65.26
15230	Point	10/5/2021	18:14:24	6:00-6:15	28.20808	-82.3764	64.95
15231	Point	10/5/2021	18:14:25	6:00-6:15	28.20786	-82.3765	64.59
15232	Point	10/5/2021	18:14:26	6:00-6:15	28.20764	-82.3767	64.32
15233	Point	10/5/2021	18:14:27	6:00-6:15	28.20741	-82.3768	63.96
15234	Point	10/5/2021	18:14:28	6:00-6:15	28.20719	-82.377	64
15235	Point	10/5/2021	18:14:29	6:00-6:15	28.20697	-82.3771	63.75
15236	Point	10/5/2021	18:14:30	6:00-6:15	28.20675	-82.3773	63.6
15237	Point	10/5/2021	18:14:31	6:00-6:15	28.20652	-82.3774	63.5
15238	Point	10/5/2021	18:14:32	6:00-6:15	28.2063	-82.3775	63.37
15239	Point	10/5/2021	18:14:33	6:00-6:15	28.20608	-82.3777	63.23
15240	Point	10/5/2021	18:14:34	6:00-6:15	28.20586	-82.3778	63.19
15241	Point	10/5/2021	18:14:35	6:00-6:15	28.20563	-82.3779	63.17
15242	Point	10/5/2021	18:14:36	6:00-6:15	28.20541	-82.3781	63.21

DocuSign Envelope ID: 00F7F873-2213-453E-A7D6-7A719BA1E281

15243	Point	10/5/2021	18:14:37	6:00-6:15	28.20519	-82.3782	63.13
15244	Point	10/5/2021	18:14:38	6:00-6:15	28.20496	-82.3783	63.18
15245	Point	10/5/2021	18:14:39	6:00-6:15	28.20474	-82.3785	63.1
15246	Point	10/5/2021	18:14:40	6:00-6:15	28.20451	-82.3786	63
15247	Point	10/5/2021	18:14:41	6:00-6:15	28.20429	-82.3787	62.99
15248	Point	10/5/2021	18:14:42	6:00-6:15	28.20405	-82.3789	63.17
15249	Point	10/5/2021	18:14:43	6:00-6:15	28.20382	-82.379	63.47
15250	Point	10/5/2021	18:14:44	6:00-6:15	28.20359	-82.3791	64.01
15251	Point	10/5/2021	18:14:45	6:00-6:15	28.20336	-82.3793	64.43
15252	Point	10/5/2021	18:14:46	6:00-6:15	28.20313	-82.3794	64.65
15253	Point	10/5/2021	18:14:47	6:00-6:15	28.2029	-82.3795	65.11
15254	Point	10/5/2021	18:14:48	6:00-6:15	28.20266	-82.3797	65.35
15255	Point	10/5/2021	18:14:49	6:00-6:15	28.20243	-82.3798	65.64
15256	Point	10/5/2021	18:14:50	6:00-6:15	28.20219	-82.3799	66.14
15257	Point	10/5/2021	18:14:51	6:00-6:15	28.20195	-82.3801	66.43
15258	Point	10/5/2021	18:14:52	6:00-6:15	28.20171	-82.3802	66.73
15259	Point	10/5/2021	18:14:53	6:00-6:15	28.20147	-82.3803	67.03
15260	Point	10/5/2021	18:14:54	6:00-6:15	28.20123	-82.3805	67.41
15261	Point	10/5/2021	18:14:55	6:00-6:15	28.20099	-82.3806	67.84
15262	Point	10/5/2021	18:14:56	6:00-6:15	28.20074	-82.3808	68.17
15263	Point	10/5/2021	18:14:57	6:00-6:15	28.20049	-82.3809	68.52
15264	Point	10/5/2021	18:14:58	6:00-6:15	28.20025	-82.3811	68.79
15265	Point	10/5/2021	18:14:59	6:00-6:15	28.20001	-82.3812	69.01
15266	Point	10/5/2021	18:15:00	6:15-6:30	28.19976	-82.3814	69.07
15267	Point	10/5/2021	18:15:01	6:15-6:30	28.19951	-82.3815	69.05
15268	Point	10/5/2021	18:15:02	6:15-6:30	28.19927	-82.3817	68.97
15269	Point	10/5/2021	18:15:03	6:15-6:30	28.19902	-82.3818	68.96
15270	Point	10/5/2021	18:15:04	6:15-6:30	28.19877	-82.3819	68.8
15271	Point	10/5/2021	18:15:05	6:15-6:30	28.19853	-82.3821	68.54
15272	Point	10/5/2021	18:15:06	6:15-6:30	28.19828	-82.3822	68.3
15273	Point	10/5/2021	18:15:07	6:15-6:30	28.19803	-82.3823	68.05
15274	Point	10/5/2021	18:15:08	6:15-6:30	28.19778	-82.3825	68.06
15275	Point	10/5/2021	18:15:09	6:15-6:30	28.19754	-82.3826	67.74
15276	Point	10/5/2021	18:15:10	6:15-6:30	28.19729	-82.3828	67.65
15277	Point	10/5/2021	18:15:11	6:15-6:30	28.19705	-82.3829	67.47
15278	Point	10/5/2021	18:15:12	6:15-6:30	28.19681	-82.383	67.52
15279	Point	10/5/2021	18:15:13	6:15-6:30	28.19656	-82.3832	67.54
15280	Point	10/5/2021	18:15:14	6:15-6:30	28.19632	-82.3833	67.54
15281	Point	10/5/2021	18:15:15	6:15-6:30	28.19607	-82.3834	67.63
15282	Point	10/5/2021	18:15:16	6:15-6:30	28.19582	-82.3836	67.74
15283	Point	10/5/2021	18:15:17	6:15-6:30	28.19558	-82.3837	67.75
15284	Point	10/5/2021	18:15:18	6:15-6:30	28.19532	-82.3838	68.03
15285	Point	10/5/2021	18:15:19	6:15-6:30	28.19507	-82.3839	68.03
15286	Point	10/5/2021	18:15:20	6:15-6:30	28.19482	-82.3841	67.85
15287	Point	10/5/2021	18:15:21	6:15-6:30	28.19457	-82.3842	67.76
15288	Point	10/5/2021	18:15:22	6:15-6:30	28.19432	-82.3843	67.98
15289	Point	10/5/2021	18:15:23	6:15-6:30	28.19406	-82.3844	68.1

DocuSign Envelope ID: 00F7F873-2213-453E-A7D6-7A719BA1E281

15290	Point	10/5/2021	18:15:24	6:15-6:30	28.19381	-82.3845	68.18
15291	Point	10/5/2021	18:15:25	6:15-6:30	28.19355	-82.3847	68.16
15292	Point	10/5/2021	18:15:26	6:15-6:30	28.19329	-82.3848	68.27
15293	Point	10/5/2021	18:15:27	6:15-6:30	28.19303	-82.3849	68.24
15294	Point	10/5/2021	18:15:28	6:15-6:30	28.19278	-82.385	68.23
15295	Point	10/5/2021	18:15:29	6:15-6:30	28.19252	-82.3851	68.37
15296	Point	10/5/2021	18:15:30	6:15-6:30	28.19226	-82.3852	68.8
15297	Point	10/5/2021	18:15:31	6:15-6:30	28.19199	-82.3853	69.07
15298	Point	10/5/2021	18:15:32	6:15-6:30	28.19173	-82.3854	69.16
15299	Point	10/5/2021	18:15:33	6:15-6:30	28.19147	-82.3855	69.31
15300	Point	10/5/2021	18:15:34	6:15-6:30	28.1912	-82.3857	69.58
15301	Point	10/5/2021	18:15:35	6:15-6:30	28.19094	-82.3858	69.91
15302	Point	10/5/2021	18:15:36	6:15-6:30	28.19067	-82.3859	70.35
15303	Point	10/5/2021	18:15:37	6:15-6:30	28.19041	-82.386	70.39
15304	Point	10/5/2021	18:15:38	6:15-6:30	28.19014	-82.3861	70.44
15305	Point	10/5/2021	18:15:39	6:15-6:30	28.18988	-82.3862	70.43
15306	Point	10/5/2021	18:15:40	6:15-6:30	28.18961	-82.3863	70.51
15307	Point	10/5/2021	18:15:41	6:15-6:30	28.18934	-82.3865	70.6
15308	Point	10/5/2021	18:15:42	6:15-6:30	28.18907	-82.3866	70.74
15309	Point	10/5/2021	18:15:43	6:15-6:30	28.18881	-82.3867	70.91
15310	Point	10/5/2021	18:15:44	6:15-6:30	28.18854	-82.3868	71.05
15311	Point	10/5/2021	18:15:45	6:15-6:30	28.18827	-82.3869	71.24
15312	Point	10/5/2021	18:15:46	6:15-6:30	28.188	-82.387	71.62
15313	Point	10/5/2021	18:15:47	6:15-6:30	28.18773	-82.3871	71.84
15314	Point	10/5/2021	18:15:48	6:15-6:30	28.18745	-82.3873	72.24
15315	Point	10/5/2021	18:15:49	6:15-6:30	28.18718	-82.3874	72.44
15316	Point	10/5/2021	18:15:50	6:15-6:30	28.18691	-82.3875	72.49
15317	Point	10/5/2021	18:15:51	6:15-6:30	28.18663	-82.3876	73.02
15318	Point	10/5/2021	18:15:52	6:15-6:30	28.18636	-82.3877	73.24
15319	Point	10/5/2021	18:15:53	6:15-6:30	28.18608	-82.3878	73.29
15320	Point	10/5/2021	18:15:54	6:15-6:30	28.18581	-82.388	73.34
15321	Point	10/5/2021	18:15:55	6:15-6:30	28.18553	-82.3881	73.3
15322	Point	10/5/2021	18:15:56	6:15-6:30	28.18525	-82.3882	72.89
15323	Point	10/5/2021	18:15:57	6:15-6:30	28.18499	-82.3883	71.76
15324	Point	10/5/2021	18:15:58	6:15-6:30	28.18472	-82.3884	70.6
15325	Point	10/5/2021	18:15:59	6:15-6:30	28.18445	-82.3885	70.01
15326	Point	10/5/2021	18:16:00	6:15-6:30	28.18419	-82.3886	69.5
15327	Point	10/5/2021	18:16:01	6:15-6:30	28.18393	-82.3887	69.03
15328	Point	10/5/2021	18:16:02	6:15-6:30	28.18367	-82.3889	68.66
15329	Point	10/5/2021	18:16:03	6:15-6:30	28.18342	-82.389	68.03
15330	Point	10/5/2021	18:16:04	6:15-6:30	28.18316	-82.3891	66.91
15331	Point	10/5/2021	18:16:05	6:15-6:30	28.18292	-82.3892	65.78
15332	Point	10/5/2021	18:16:06	6:15-6:30	28.18267	-82.3893	65.14
15333	Point	10/5/2021	18:16:07	6:15-6:30	28.18243	-82.3894	64.74
15334	Point	10/5/2021	18:16:08	6:15-6:30	28.18218	-82.3895	64.85
15335	Point	10/5/2021	18:16:09	6:15-6:30	28.18194	-82.3896	64.91
15336	Point	10/5/2021	18:16:10	6:15-6:30	28.18169	-82.3897	65

DocuSign Envelope ID: 00F7F873-2213-453E-A7D6-7A719BA1E281

15337	Point	10/5/2021	18:16:11	6:15-6:30	28.18144	-82.3898	65.26
15338	Point	10/5/2021	18:16:12	6:15-6:30	28.1812	-82.3899	65.5
15339	Point	10/5/2021	18:16:13	6:15-6:30	28.18095	-82.39	65.72
15340	Point	10/5/2021	18:16:14	6:15-6:30	28.1807	-82.3901	65.95
15341	Point	10/5/2021	18:16:15	6:15-6:30	28.18044	-82.3902	66.17
15342	Point	10/5/2021	18:16:16	6:15-6:30	28.18019	-82.3903	66.69
15343	Point	10/5/2021	18:16:17	6:15-6:30	28.17994	-82.3905	67.07
15344	Point	10/5/2021	18:16:18	6:15-6:30	28.17968	-82.3906	67.59
15345	Point	10/5/2021	18:16:19	6:15-6:30	28.17943	-82.3907	67.76
15346	Point	10/5/2021	18:16:20	6:15-6:30	28.17917	-82.3908	68.28
15347	Point	10/5/2021	18:16:21	6:15-6:30	28.17891	-82.3909	68.72
15348	Point	10/5/2021	18:16:22	6:15-6:30	28.17864	-82.391	69.16
15349	Point	10/5/2021	18:16:23	6:15-6:30	28.17838	-82.3911	69.47
15350	Point	10/5/2021	18:16:24	6:15-6:30	28.17812	-82.3912	69.65
15351	Point	10/5/2021	18:16:25	6:15-6:30	28.17785	-82.3913	69.81
15352	Point	10/5/2021	18:16:26	6:15-6:30	28.17759	-82.3914	70.01
15353	Point	10/5/2021	18:16:27	6:15-6:30	28.17733	-82.3916	70.13
15354	Point	10/5/2021	18:16:28	6:15-6:30	28.17706	-82.3917	70.2
15355	Point	10/5/2021	18:16:29	6:15-6:30	28.1768	-82.3918	70.31
15356	Point	10/5/2021	18:16:30	6:15-6:30	28.17653	-82.3919	70.79
15357	Point	10/5/2021	18:16:31	6:15-6:30	28.17626	-82.392	70.99
15358	Point	10/5/2021	18:16:32	6:15-6:30	28.17599	-82.3921	71.16
15359	Point	10/5/2021	18:16:33	6:15-6:30	28.17572	-82.3922	71.64
15360	Point	10/5/2021	18:16:34	6:15-6:30	28.17545	-82.3923	71.82
15361	Point	10/5/2021	18:16:35	6:15-6:30	28.17518	-82.3925	71.99
15362	Point	10/5/2021	18:16:36	6:15-6:30	28.17491	-82.3926	72.01
15363	Point	10/5/2021	18:16:37	6:15-6:30	28.17464	-82.3927	71.88
15364	Point	10/5/2021	18:16:38	6:15-6:30	28.17437	-82.3928	71.8
15365	Point	10/5/2021	18:16:39	6:15-6:30	28.1741	-82.3929	71.67
15366	Point	10/5/2021	18:16:40	6:15-6:30	28.17383	-82.393	71.54
15367	Point	10/5/2021	18:16:41	6:15-6:30	28.17356	-82.3931	71.57
15368	Point	10/5/2021	18:16:42	6:15-6:30	28.1733	-82.3933	71.2
15369	Point	10/5/2021	18:16:43	6:15-6:30	28.17303	-82.3934	70.76
15370	Point	10/5/2021	18:16:44	6:15-6:30	28.17276	-82.3935	70.3
15371	Point	10/5/2021	18:16:45	6:15-6:30	28.1725	-82.3936	70.16
15372	Point	10/5/2021	18:16:46	6:15-6:30	28.17223	-82.3937	69.96
15373	Point	10/5/2021	18:16:47	6:15-6:30	28.17196	-82.3938	69.75
15374	Point	10/5/2021	18:16:48	6:15-6:30	28.1717	-82.3939	69.88
15375	Point	10/5/2021	18:16:49	6:15-6:30	28.17143	-82.394	69.9
15376	Point	10/5/2021	18:16:50	6:15-6:30	28.17117	-82.3941	69.69
15377	Point	10/5/2021	18:16:51	6:15-6:30	28.1709	-82.3942	69.64
15378	Point	10/5/2021	18:16:52	6:15-6:30	28.17064	-82.3943	69.56
15379	Point	10/5/2021	18:16:53	6:15-6:30	28.17037	-82.3944	69.54
15380	Point	10/5/2021	18:16:54	6:15-6:30	28.1701	-82.3945	69.65
15381	Point	10/5/2021	18:16:55	6:15-6:30	28.16983	-82.3946	69.86
15382	Point	10/5/2021	18:16:56	6:15-6:30	28.16956	-82.3947	70.11
15383	Point	10/5/2021	18:16:57	6:15-6:30	28.16928	-82.3948	70.35

DocuSign Envelope ID: 00F7F873-2213-453E-A7D6-7A719BA1E281

15384	Point	10/5/2021	18:16:58	6:15-6:30	28.16901	-82.3948	70.57
15385	Point	10/5/2021	18:16:59	6:15-6:30	28.16873	-82.3949	70.63
15386	Point	10/5/2021	18:17:00	6:15-6:30	28.16845	-82.395	70.64
15387	Point	10/5/2021	18:17:01	6:15-6:30	28.16817	-82.395	70.8
15388	Point	10/5/2021	18:17:02	6:15-6:30	28.16789	-82.3951	70.57
15389	Point	10/5/2021	18:17:03	6:15-6:30	28.16761	-82.3951	70.25
15390	Point	10/5/2021	18:17:04	6:15-6:30	28.16733	-82.3952	69.92
15391	Point	10/5/2021	18:17:05	6:15-6:30	28.16705	-82.3952	69.42
15392	Point	10/5/2021	18:17:06	6:15-6:30	28.16677	-82.3952	69.12
15393	Point	10/5/2021	18:17:07	6:15-6:30	28.16649	-82.3952	68.88
15394	Point	10/5/2021	18:17:08	6:15-6:30	28.16622	-82.3952	68.72
15395	Point	10/5/2021	18:17:09	6:15-6:30	28.16594	-82.3953	68.53
15396	Point	10/5/2021	18:17:10	6:15-6:30	28.16567	-82.3953	68.36
15397	Point	10/5/2021	18:17:11	6:15-6:30	28.16539	-82.3953	68.43
15398	Point	10/5/2021	18:17:12	6:15-6:30	28.16511	-82.3953	68.84
15399	Point	10/5/2021	18:17:13	6:15-6:30	28.16484	-82.3952	69.05
15400	Point	10/5/2021	18:17:14	6:15-6:30	28.16456	-82.3953	69.29
15401	Point	10/5/2021	18:17:15	6:15-6:30	28.16428	-82.3952	69.59
15402	Point	10/5/2021	18:17:16	6:15-6:30	28.16399	-82.3952	69.85
15403	Point	10/5/2021	18:17:17	6:15-6:30	28.16371	-82.3952	70.06
15404	Point	10/5/2021	18:17:18	6:15-6:30	28.16343	-82.3951	70.13
15405	Point	10/5/2021	18:17:19	6:15-6:30	28.16315	-82.3951	70.27
15406	Point	10/5/2021	18:17:20	6:15-6:30	28.16287	-82.395	70.26
15407	Point	10/5/2021	18:17:21	6:15-6:30	28.16259	-82.395	70.35
15408	Point	10/5/2021	18:17:22	6:15-6:30	28.16231	-82.3949	70.38
15409	Point	10/5/2021	18:17:23	6:15-6:30	28.16203	-82.3948	70.65
15410	Point	10/5/2021	18:17:24	6:15-6:30	28.16175	-82.3948	70.72
15411	Point	10/5/2021	18:17:25	6:15-6:30	28.16147	-82.3947	70.97
15412	Point	10/5/2021	18:17:26	6:15-6:30	28.16119	-82.3946	71.13
15413	Point	10/5/2021	18:17:27	6:15-6:30	28.16092	-82.3945	71.36
15414	Point	10/5/2021	18:17:28	6:15-6:30	28.16064	-82.3944	71.49
15415	Point	10/5/2021	18:17:29	6:15-6:30	28.16037	-82.3943	71.58
21526	Point	10/5/2021	18:20:03	6:15-6:30	28.20966	-82.3752	64.52
21527	Point	10/5/2021	18:20:04	6:15-6:30	28.20944	-82.3754	64.95
21528	Point	10/5/2021	18:20:05	6:15-6:30	28.20922	-82.3756	65.35
21529	Point	10/5/2021	18:20:06	6:15-6:30	28.20899	-82.3757	65.66
21530	Point	10/5/2021	18:20:07	6:15-6:30	28.20877	-82.3759	66.02
21531	Point	10/5/2021	18:20:08	6:15-6:30	28.20854	-82.376	66.31
21532	Point	10/5/2021	18:20:09	6:15-6:30	28.20831	-82.3762	66.68
21533	Point	10/5/2021	18:20:10	6:15-6:30	28.20808	-82.3763	66.98
21534	Point	10/5/2021	18:20:11	6:15-6:30	28.20785	-82.3765	67.18
21535	Point	10/5/2021	18:20:12	6:15-6:30	28.20761	-82.3767	66.79
21536	Point	10/5/2021	18:20:13	6:15-6:30	28.20738	-82.3768	66.19
21537	Point	10/5/2021	18:20:14	6:15-6:30	28.20715	-82.377	66.28
21538	Point	10/5/2021	18:20:15	6:15-6:30	28.20691	-82.3771	65.78
21539	Point	10/5/2021	18:20:16	6:15-6:30	28.20668	-82.3773	66.04
6345	Point	10/5/2021	18:20:17	6:15-6:30	28.20972	-82.3752	72.07

DocuSign Envelope ID: 00F7F873-2213-453E-A7D6-7A719BA1E281

21540	Point	10/5/2021	18:20:17	6:15-6:30	28.20644	-82.3774	66.16
6346	Point	10/5/2021	18:20:18	6:15-6:30	28.20948	-82.3754	72.1
21541	Point	10/5/2021	18:20:18	6:15-6:30	28.20621	-82.3776	66.19
6347	Point	10/5/2021	18:20:19	6:15-6:30	28.20924	-82.3756	72.59
21542	Point	10/5/2021	18:20:19	6:15-6:30	28.20597	-82.3777	66.22
6348	Point	10/5/2021	18:20:20	6:15-6:30	28.20899	-82.3757	72.74
21543	Point	10/5/2021	18:20:20	6:15-6:30	28.20574	-82.3779	66.42
6349	Point	10/5/2021	18:20:21	6:15-6:30	28.20874	-82.3759	72.22
21544	Point	10/5/2021	18:20:21	6:15-6:30	28.2055	-82.378	66.7
6350	Point	10/5/2021	18:20:22	6:15-6:30	28.20849	-82.3761	71.84
21545	Point	10/5/2021	18:20:22	6:15-6:30	28.20525	-82.3781	67.06
6351	Point	10/5/2021	18:20:23	6:15-6:30	28.20825	-82.3763	71.23
21546	Point	10/5/2021	18:20:23	6:15-6:30	28.20501	-82.3783	67.41
6352	Point	10/5/2021	18:20:24	6:15-6:30	28.208	-82.3764	70.87
21547	Point	10/5/2021	18:20:24	6:15-6:30	28.20476	-82.3784	67.85
6353	Point	10/5/2021	18:20:25	6:15-6:30	28.20776	-82.3766	71.39
21548	Point	10/5/2021	18:20:25	6:15-6:30	28.20452	-82.3786	68.07
6354	Point	10/5/2021	18:20:26	6:15-6:30	28.20751	-82.3768	71.14
21549	Point	10/5/2021	18:20:26	6:15-6:30	28.20428	-82.3787	68.36
6355	Point	10/5/2021	18:20:27	6:15-6:30	28.20726	-82.3769	71.47
21550	Point	10/5/2021	18:20:27	6:15-6:30	28.20403	-82.3789	68.68
6356	Point	10/5/2021	18:20:28	6:15-6:30	28.20701	-82.3771	71.76
21551	Point	10/5/2021	18:20:28	6:15-6:30	28.20378	-82.379	68.85
6357	Point	10/5/2021	18:20:29	6:15-6:30	28.20676	-82.3772	71.8
21552	Point	10/5/2021	18:20:29	6:15-6:30	28.20354	-82.3791	67.93
6358	Point	10/5/2021	18:20:30	6:15-6:30	28.20651	-82.3774	71.97
21553	Point	10/5/2021	18:20:30	6:15-6:30	28.2033	-82.3793	67.5
6359	Point	10/5/2021	18:20:31	6:15-6:30	28.20625	-82.3776	72.14
21554	Point	10/5/2021	18:20:31	6:15-6:30	28.20306	-82.3794	67.41
6360	Point	10/5/2021	18:20:32	6:15-6:30	28.206	-82.3777	72.18
21555	Point	10/5/2021	18:20:32	6:15-6:30	28.20282	-82.3796	66.81
6361	Point	10/5/2021	18:20:33	6:15-6:30	28.20574	-82.3779	72.6
21556	Point	10/5/2021	18:20:33	6:15-6:30	28.20258	-82.3797	66.14
6362	Point	10/5/2021	18:20:34	6:15-6:30	28.20548	-82.378	72.8
21557	Point	10/5/2021	18:20:34	6:15-6:30	28.20235	-82.3798	65.46
6363	Point	10/5/2021	18:20:35	6:15-6:30	28.20522	-82.3782	72.85
21558	Point	10/5/2021	18:20:35	6:15-6:30	28.20211	-82.38	64.99
6364	Point	10/5/2021	18:20:36	6:15-6:30	28.20496	-82.3783	73.04
21559	Point	10/5/2021	18:20:36	6:15-6:30	28.20188	-82.3801	64.19
6365	Point	10/5/2021	18:20:37	6:15-6:30	28.20469	-82.3785	72.97
21560	Point	10/5/2021	18:20:37	6:15-6:30	28.20166	-82.3803	64
6366	Point	10/5/2021	18:20:38	6:15-6:30	28.20443	-82.3786	73.2
21561	Point	10/5/2021	18:20:38	6:15-6:30	28.20143	-82.3804	63.63
6367	Point	10/5/2021	18:20:39	6:15-6:30	28.20417	-82.3788	73.5
21562	Point	10/5/2021	18:20:39	6:15-6:30	28.2012	-82.3805	63.28
6368	Point	10/5/2021	18:20:40	6:15-6:30	28.2039	-82.3789	73.56
21563	Point	10/5/2021	18:20:40	6:15-6:30	28.20097	-82.3807	63.04

DocuSign Envelope ID: 00F7F873-2213-453E-A7D6-7A719BA1E281

6369	Point	10/5/2021	18:20:41	6:15-6:30	28.20364	-82.3791	73.37
21564	Point	10/5/2021	18:20:41	6:15-6:30	28.20074	-82.3808	63.32
6370	Point	10/5/2021	18:20:42	6:15-6:30	28.20338	-82.3792	72.95
21565	Point	10/5/2021	18:20:42	6:15-6:30	28.20051	-82.3809	63.57
6371	Point	10/5/2021	18:20:43	6:15-6:30	28.20312	-82.3794	72.97
21566	Point	10/5/2021	18:20:43	6:15-6:30	28.20028	-82.3811	64.39
6372	Point	10/5/2021	18:20:44	6:15-6:30	28.20286	-82.3795	73.09
21567	Point	10/5/2021	18:20:44	6:15-6:30	28.20005	-82.3812	65.07
6373	Point	10/5/2021	18:20:45	6:15-6:30	28.2026	-82.3797	73.29
21568	Point	10/5/2021	18:20:45	6:15-6:30	28.19981	-82.3813	65.8
6374	Point	10/5/2021	18:20:46	6:15-6:30	28.20233	-82.3799	73.68
21569	Point	10/5/2021	18:20:46	6:15-6:30	28.19957	-82.3815	66.42
6375	Point	10/5/2021	18:20:47	6:15-6:30	28.20207	-82.38	73.5
21570	Point	10/5/2021	18:20:47	6:15-6:30	28.19933	-82.3816	67.01
6376	Point	10/5/2021	18:20:48	6:15-6:30	28.2018	-82.3802	74
21571	Point	10/5/2021	18:20:48	6:15-6:30	28.19909	-82.3817	67.57
6377	Point	10/5/2021	18:20:49	6:15-6:30	28.20153	-82.3803	74.59
21572	Point	10/5/2021	18:20:49	6:15-6:30	28.19885	-82.3819	67.98
6378	Point	10/5/2021	18:20:50	6:15-6:30	28.20126	-82.3805	75.15
21573	Point	10/5/2021	18:20:50	6:15-6:30	28.1986	-82.382	68.55
6379	Point	10/5/2021	18:20:51	6:15-6:30	28.20099	-82.3806	75.32
21574	Point	10/5/2021	18:20:51	6:15-6:30	28.19836	-82.3822	69
6380	Point	10/5/2021	18:20:52	6:15-6:30	28.20072	-82.3808	76.02
21575	Point	10/5/2021	18:20:52	6:15-6:30	28.19811	-82.3823	69.33
6381	Point	10/5/2021	18:20:53	6:15-6:30	28.20045	-82.3809	76.36
21576	Point	10/5/2021	18:20:53	6:15-6:30	28.19786	-82.3824	69.72
6382	Point	10/5/2021	18:20:54	6:15-6:30	28.20017	-82.3811	76.72
21577	Point	10/5/2021	18:20:54	6:15-6:30	28.1976	-82.3826	70.15
6383	Point	10/5/2021	18:20:55	6:15-6:30	28.19989	-82.3813	77
21578	Point	10/5/2021	18:20:55	6:15-6:30	28.19735	-82.3827	70.5
6384	Point	10/5/2021	18:20:56	6:15-6:30	28.19961	-82.3814	77.5
21579	Point	10/5/2021	18:20:56	6:15-6:30	28.19709	-82.3829	70.99
6385	Point	10/5/2021	18:20:57	6:15-6:30	28.19933	-82.3816	77.92
21580	Point	10/5/2021	18:20:57	6:15-6:30	28.19684	-82.383	71.34
6386	Point	10/5/2021	18:20:58	6:15-6:30	28.19905	-82.3817	78.03
21581	Point	10/5/2021	18:20:58	6:15-6:30	28.19658	-82.3832	71.7
6387	Point	10/5/2021	18:20:59	6:15-6:30	28.19877	-82.3819	78.5
21582	Point	10/5/2021	18:20:59	6:15-6:30	28.19631	-82.3833	72.09
6388	Point	10/5/2021	18:21:00	6:15-6:30	28.19848	-82.3821	78.66
21583	Point	10/5/2021	18:21:00	6:15-6:30	28.19605	-82.3834	72.45
6389	Point	10/5/2021	18:21:01	6:15-6:30	28.1982	-82.3822	78.61
21584	Point	10/5/2021	18:21:01	6:15-6:30	28.19579	-82.3836	72.74
6390	Point	10/5/2021	18:21:02	6:15-6:30	28.19792	-82.3824	77.63
21585	Point	10/5/2021	18:21:02	6:15-6:30	28.19552	-82.3837	73.01
6391	Point	10/5/2021	18:21:03	6:15-6:30	28.19765	-82.3825	76.63
21586	Point	10/5/2021	18:21:03	6:15-6:30	28.19525	-82.3838	73.28
6392	Point	10/5/2021	18:21:04	6:15-6:30	28.19737	-82.3827	76.21

DocuSign Envelope ID: 00F7F873-2213-453E-A7D6-7A719BA1E281

21587	Point	10/5/2021	18:21:04	6:15-6:30	28.19498	-82.384	73.47
6393	Point	10/5/2021	18:21:05	6:15-6:30	28.1971	-82.3829	76.54
21588	Point	10/5/2021	18:21:05	6:15-6:30	28.19471	-82.3841	73.8
6394	Point	10/5/2021	18:21:06	6:15-6:30	28.19683	-82.383	76.91
21589	Point	10/5/2021	18:21:06	6:15-6:30	28.19443	-82.3842	74.1
6395	Point	10/5/2021	18:21:07	6:15-6:30	28.19655	-82.3832	77.31
21590	Point	10/5/2021	18:21:07	6:15-6:30	28.19415	-82.3844	74.31
6396	Point	10/5/2021	18:21:08	6:15-6:30	28.19627	-82.3833	77.75
21591	Point	10/5/2021	18:21:08	6:15-6:30	28.19387	-82.3845	74.57
6397	Point	10/5/2021	18:21:09	6:15-6:30	28.19599	-82.3835	78.08
21592	Point	10/5/2021	18:21:09	6:15-6:30	28.19359	-82.3846	74.82
6398	Point	10/5/2021	18:21:10	6:15-6:30	28.1957	-82.3836	78.2
21593	Point	10/5/2021	18:21:10	6:15-6:30	28.19331	-82.3847	74.91
6399	Point	10/5/2021	18:21:11	6:15-6:30	28.19542	-82.3838	78.4
21594	Point	10/5/2021	18:21:11	6:15-6:30	28.19303	-82.3848	74.79
6400	Point	10/5/2021	18:21:12	6:15-6:30	28.19513	-82.3839	78.45
21595	Point	10/5/2021	18:21:12	6:15-6:30	28.19275	-82.385	74.79
6401	Point	10/5/2021	18:21:13	6:15-6:30	28.19484	-82.384	78.55
21596	Point	10/5/2021	18:21:13	6:15-6:30	28.19247	-82.3851	74.78
6402	Point	10/5/2021	18:21:14	6:15-6:30	28.19455	-82.3842	78.75
21597	Point	10/5/2021	18:21:14	6:15-6:30	28.19219	-82.3852	74.89
6403	Point	10/5/2021	18:21:15	6:15-6:30	28.19425	-82.3843	78.77
21598	Point	10/5/2021	18:21:15	6:15-6:30	28.1919	-82.3853	75.1
6404	Point	10/5/2021	18:21:16	6:15-6:30	28.19396	-82.3845	78.84
21599	Point	10/5/2021	18:21:16	6:15-6:30	28.19162	-82.3855	74.7
6405	Point	10/5/2021	18:21:17	6:15-6:30	28.19366	-82.3846	78.9
21600	Point	10/5/2021	18:21:17	6:15-6:30	28.19135	-82.3856	73.55
6406	Point	10/5/2021	18:21:18	6:15-6:30	28.19337	-82.3847	78.83
21601	Point	10/5/2021	18:21:18	6:15-6:30	28.19107	-82.3857	72.53
6407	Point	10/5/2021	18:21:19	6:15-6:30	28.19307	-82.3848	78.67
21602	Point	10/5/2021	18:21:19	6:15-6:30	28.1908	-82.3858	71.46
6408	Point	10/5/2021	18:21:20	6:15-6:30	28.19278	-82.385	78.05
21603	Point	10/5/2021	18:21:20	6:15-6:30	28.19054	-82.3859	70.37
6409	Point	10/5/2021	18:21:21	6:15-6:30	28.19248	-82.3851	77.75
21604	Point	10/5/2021	18:21:21	6:15-6:30	28.19028	-82.3861	69.39
6410	Point	10/5/2021	18:21:22	6:15-6:30	28.19219	-82.3852	77.26
21605	Point	10/5/2021	18:21:22	6:15-6:30	28.19002	-82.3862	69.08
6411	Point	10/5/2021	18:21:23	6:15-6:30	28.1919	-82.3853	77.05
21606	Point	10/5/2021	18:21:23	6:15-6:30	28.18977	-82.3863	68.88
6412	Point	10/5/2021	18:21:24	6:15-6:30	28.19161	-82.3855	76.81
21607	Point	10/5/2021	18:21:24	6:15-6:30	28.18951	-82.3864	68.67
6413	Point	10/5/2021	18:21:25	6:15-6:30	28.19132	-82.3856	76.64
21608	Point	10/5/2021	18:21:25	6:15-6:30	28.18925	-82.3865	67.94
6414	Point	10/5/2021	18:21:26	6:15-6:30	28.19103	-82.3857	76.46
21609	Point	10/5/2021	18:21:26	6:15-6:30	28.189	-82.3866	66.85
6415	Point	10/5/2021	18:21:27	6:15-6:30	28.19075	-82.3858	75.78
21610	Point	10/5/2021	18:21:27	6:15-6:30	28.18875	-82.3867	66.27

DocuSign Envelope ID: 00F7F873-2213-453E-A7D6-7A719BA1E281

6416	Point	10/5/2021	18:21:28	6:15-6:30	28.19046	-82.386	75.43
21611	Point	10/5/2021	18:21:28	6:15-6:30	28.1885	-82.3868	66.26
6417	Point	10/5/2021	18:21:29	6:15-6:30	28.19018	-82.3861	75.28
21612	Point	10/5/2021	18:21:29	6:15-6:30	28.18825	-82.3869	66.2
6418	Point	10/5/2021	18:21:30	6:15-6:30	28.18989	-82.3862	75.29
21613	Point	10/5/2021	18:21:30	6:15-6:30	28.188	-82.387	66.22
6419	Point	10/5/2021	18:21:31	6:15-6:30	28.18961	-82.3863	75.26
21614	Point	10/5/2021	18:21:31	6:15-6:30	28.18775	-82.3871	65.8
6420	Point	10/5/2021	18:21:32	6:15-6:30	28.18932	-82.3864	75.17
21615	Point	10/5/2021	18:21:32	6:15-6:30	28.1875	-82.3872	65.89
6421	Point	10/5/2021	18:21:33	6:15-6:30	28.18904	-82.3865	74.95
21616	Point	10/5/2021	18:21:33	6:15-6:30	28.18725	-82.3873	65.86
6422	Point	10/5/2021	18:21:34	6:15-6:30	28.18875	-82.3867	74.95
21617	Point	10/5/2021	18:21:34	6:15-6:30	28.187	-82.3874	66.23
6423	Point	10/5/2021	18:21:35	6:15-6:30	28.18847	-82.3868	74.84
21618	Point	10/5/2021	18:21:35	6:15-6:30	28.18675	-82.3875	66.7
6424	Point	10/5/2021	18:21:36	6:15-6:30	28.18819	-82.3869	74.79
21619	Point	10/5/2021	18:21:36	6:15-6:30	28.18649	-82.3876	66.88
6425	Point	10/5/2021	18:21:37	6:15-6:30	28.18791	-82.387	74.58
21620	Point	10/5/2021	18:21:37	6:15-6:30	28.18624	-82.3877	66.94
6426	Point	10/5/2021	18:21:38	6:15-6:30	28.18763	-82.3872	74.45
21621	Point	10/5/2021	18:21:38	6:15-6:30	28.18598	-82.3879	66.93
6427	Point	10/5/2021	18:21:39	6:15-6:30	28.18734	-82.3873	74.53
21622	Point	10/5/2021	18:21:39	6:15-6:30	28.18573	-82.388	67
6428	Point	10/5/2021	18:21:40	6:15-6:30	28.18706	-82.3874	74.48
21623	Point	10/5/2021	18:21:40	6:15-6:30	28.18547	-82.3881	67.31
6429	Point	10/5/2021	18:21:41	6:15-6:30	28.18679	-82.3875	74.37
21624	Point	10/5/2021	18:21:41	6:15-6:30	28.18522	-82.3882	67.44
6430	Point	10/5/2021	18:21:42	6:15-6:30	28.18651	-82.3876	73.86
21625	Point	10/5/2021	18:21:42	6:15-6:30	28.18496	-82.3883	67.77
6431	Point	10/5/2021	18:21:43	6:15-6:30	28.18623	-82.3877	73.21
21626	Point	10/5/2021	18:21:43	6:15-6:30	28.1847	-82.3884	68.23
6432	Point	10/5/2021	18:21:44	6:15-6:30	28.18595	-82.3879	72.4
21627	Point	10/5/2021	18:21:44	6:15-6:30	28.18444	-82.3885	68.11
6433	Point	10/5/2021	18:21:45	6:15-6:30	28.18568	-82.388	70.49
21628	Point	10/5/2021	18:21:45	6:15-6:30	28.18419	-82.3886	68.13
6434	Point	10/5/2021	18:21:46	6:15-6:30	28.18542	-82.3881	68.82
21629	Point	10/5/2021	18:21:46	6:15-6:30	28.18393	-82.3887	68.4
6435	Point	10/5/2021	18:21:47	6:15-6:30	28.18516	-82.3882	67.98
21630	Point	10/5/2021	18:21:47	6:15-6:30	28.18366	-82.3888	68.8
6436	Point	10/5/2021	18:21:48	6:15-6:30	28.18491	-82.3883	67.02
21631	Point	10/5/2021	18:21:48	6:15-6:30	28.1834	-82.3889	69.02
6437	Point	10/5/2021	18:21:49	6:15-6:30	28.18466	-82.3884	66.57
21632	Point	10/5/2021	18:21:49	6:15-6:30	28.18315	-82.3891	69.05
6438	Point	10/5/2021	18:21:50	6:15-6:30	28.18441	-82.3885	66.09
21633	Point	10/5/2021	18:21:50	6:15-6:30	28.18288	-82.3892	69.32
6439	Point	10/5/2021	18:21:51	6:15-6:30	28.18416	-82.3886	65.67

DocuSign Envelope ID: 00F7F873-2213-453E-A7D6-7A719BA1E281

21634	Point	10/5/2021	18:21:51	6:15-6:30	28.18261	-82.3893	69.68
6440	Point	10/5/2021	18:21:52	6:15-6:30	28.18391	-82.3887	66.01
21635	Point	10/5/2021	18:21:52	6:15-6:30	28.18235	-82.3894	70.01
6441	Point	10/5/2021	18:21:53	6:15-6:30	28.18366	-82.3888	66.56
21636	Point	10/5/2021	18:21:53	6:15-6:30	28.18209	-82.3895	70.17
6442	Point	10/5/2021	18:21:54	6:15-6:30	28.18341	-82.3889	66.31
21637	Point	10/5/2021	18:21:54	6:15-6:30	28.18182	-82.3896	70.31
6443	Point	10/5/2021	18:21:55	6:15-6:30	28.18316	-82.389	65.37
21638	Point	10/5/2021	18:21:55	6:15-6:30	28.18156	-82.3897	70.58
6444	Point	10/5/2021	18:21:56	6:15-6:30	28.18291	-82.3891	64.82
21639	Point	10/5/2021	18:21:56	6:15-6:30	28.1813	-82.3898	70.24
6445	Point	10/5/2021	18:21:57	6:15-6:30	28.18267	-82.3892	64.14
21640	Point	10/5/2021	18:21:57	6:15-6:30	28.18103	-82.39	70.17
6446	Point	10/5/2021	18:21:58	6:15-6:30	28.18243	-82.3893	63.64
21641	Point	10/5/2021	18:21:58	6:15-6:30	28.18076	-82.3901	70.36
6447	Point	10/5/2021	18:21:59	6:15-6:30	28.18219	-82.3894	62.74
21642	Point	10/5/2021	18:21:59	6:15-6:30	28.1805	-82.3902	70.57
6448	Point	10/5/2021	18:22:00	6:15-6:30	28.18196	-82.3895	61.55
21643	Point	10/5/2021	18:22:00	6:15-6:30	28.18023	-82.3903	70.85
6449	Point	10/5/2021	18:22:01	6:15-6:30	28.18174	-82.3896	61
21644	Point	10/5/2021	18:22:01	6:15-6:30	28.17996	-82.3904	71.2
6450	Point	10/5/2021	18:22:02	6:15-6:30	28.18151	-82.3897	61.34
21645	Point	10/5/2021	18:22:02	6:15-6:30	28.17969	-82.3905	71.55
6451	Point	10/5/2021	18:22:03	6:15-6:30	28.18127	-82.3898	62.01
21646	Point	10/5/2021	18:22:03	6:15-6:30	28.17942	-82.3906	71.92
6452	Point	10/5/2021	18:22:04	6:15-6:30	28.18104	-82.3899	62.9
21647	Point	10/5/2021	18:22:04	6:15-6:30	28.17914	-82.3908	72.17
6453	Point	10/5/2021	18:22:05	6:15-6:30	28.18079	-82.39	63.66
21648	Point	10/5/2021	18:22:05	6:15-6:30	28.17887	-82.3909	72.43
6454	Point	10/5/2021	18:22:06	6:15-6:30	28.18055	-82.3901	64.44
21649	Point	10/5/2021	18:22:06	6:15-6:30	28.17859	-82.391	72.9
6455	Point	10/5/2021	18:22:07	6:15-6:30	28.18031	-82.3902	64.65
21650	Point	10/5/2021	18:22:07	6:15-6:30	28.17832	-82.3911	73.21
6456	Point	10/5/2021	18:22:08	6:15-6:30	28.18006	-82.3904	65.34
21651	Point	10/5/2021	18:22:08	6:15-6:30	28.17804	-82.3912	73.63
6457	Point	10/5/2021	18:22:09	6:15-6:30	28.17981	-82.3905	65.83
21652	Point	10/5/2021	18:22:09	6:15-6:30	28.17776	-82.3914	74.01
6458	Point	10/5/2021	18:22:10	6:15-6:30	28.17956	-82.3906	66.18
21653	Point	10/5/2021	18:22:10	6:15-6:30	28.17748	-82.3915	74.36
6459	Point	10/5/2021	18:22:11	6:15-6:30	28.17931	-82.3907	66.42
21654	Point	10/5/2021	18:22:11	6:15-6:30	28.1772	-82.3916	74.69
6460	Point	10/5/2021	18:22:12	6:15-6:30	28.17906	-82.3908	66.72
21655	Point	10/5/2021	18:22:12	6:15-6:30	28.17691	-82.3917	75.03
6461	Point	10/5/2021	18:22:13	6:15-6:30	28.17881	-82.3909	67.08
21656	Point	10/5/2021	18:22:13	6:15-6:30	28.17663	-82.3918	75.44
6462	Point	10/5/2021	18:22:14	6:15-6:30	28.17856	-82.391	66.41
21657	Point	10/5/2021	18:22:14	6:15-6:30	28.17634	-82.392	75.9

DocuSign Envelope ID: 00F7F873-2213-453E-A7D6-7A719BA1E281

6463	Point	10/5/2021	18:22:15	6:15-6:30	28.1783	-82.3911	66.03
21658	Point	10/5/2021	18:22:15	6:15-6:30	28.17606	-82.3921	75.85
6464	Point	10/5/2021	18:22:16	6:15-6:30	28.17806	-82.3912	65.08
21659	Point	10/5/2021	18:22:16	6:15-6:30	28.17579	-82.3922	75.9
6465	Point	10/5/2021	18:22:17	6:15-6:30	28.17781	-82.3913	64.94
21660	Point	10/5/2021	18:22:17	6:15-6:30	28.1755	-82.3924	76.07
6466	Point	10/5/2021	18:22:18	6:15-6:30	28.17757	-82.3914	65.42
21661	Point	10/5/2021	18:22:18	6:15-6:30	28.17522	-82.3925	76.24
6467	Point	10/5/2021	18:22:19	6:15-6:30	28.17731	-82.3915	66.42
21662	Point	10/5/2021	18:22:19	6:15-6:30	28.17493	-82.3926	76.29
6468	Point	10/5/2021	18:22:20	6:15-6:30	28.17706	-82.3916	66.88
21663	Point	10/5/2021	18:22:20	6:15-6:30	28.17465	-82.3927	76.08
6469	Point	10/5/2021	18:22:21	6:15-6:30	28.17681	-82.3917	67.59
21664	Point	10/5/2021	18:22:21	6:15-6:30	28.17437	-82.3928	75.32
6470	Point	10/5/2021	18:22:22	6:15-6:30	28.17656	-82.3918	67.71
21665	Point	10/5/2021	18:22:22	6:15-6:30	28.17408	-82.393	75.15
6471	Point	10/5/2021	18:22:23	6:15-6:30	28.1763	-82.392	68.32
21666	Point	10/5/2021	18:22:23	6:15-6:30	28.1738	-82.3931	75.02
6472	Point	10/5/2021	18:22:24	6:15-6:30	28.17604	-82.3921	68.2
21667	Point	10/5/2021	18:22:24	6:15-6:30	28.17352	-82.3932	75.1
6473	Point	10/5/2021	18:22:25	6:15-6:30	28.17578	-82.3922	68.4
21668	Point	10/5/2021	18:22:25	6:15-6:30	28.17323	-82.3933	75.06
6474	Point	10/5/2021	18:22:26	6:15-6:30	28.17552	-82.3923	68.83
21669	Point	10/5/2021	18:22:26	6:15-6:30	28.17295	-82.3934	75.29
6475	Point	10/5/2021	18:22:27	6:15-6:30	28.17525	-82.3924	68.67
21670	Point	10/5/2021	18:22:27	6:15-6:30	28.17266	-82.3935	75.72
6476	Point	10/5/2021	18:22:28	6:15-6:30	28.17499	-82.3925	68.21
21671	Point	10/5/2021	18:22:28	6:15-6:30	28.17237	-82.3936	75.99
6477	Point	10/5/2021	18:22:29	6:15-6:30	28.17474	-82.3926	67.76
21672	Point	10/5/2021	18:22:29	6:15-6:30	28.17208	-82.3937	76.31
6478	Point	10/5/2021	18:22:30	6:15-6:30	28.17449	-82.3927	67.32
21673	Point	10/5/2021	18:22:30	6:15-6:30	28.17179	-82.3939	76.44
6479	Point	10/5/2021	18:22:31	6:15-6:30	28.17423	-82.3928	67.03
21674	Point	10/5/2021	18:22:31	6:15-6:30	28.1715	-82.394	76.25
6480	Point	10/5/2021	18:22:32	6:15-6:30	28.17398	-82.3929	66.6
21675	Point	10/5/2021	18:22:32	6:15-6:30	28.17122	-82.3941	75.46
6481	Point	10/5/2021	18:22:33	6:15-6:30	28.17373	-82.393	66.51
21676	Point	10/5/2021	18:22:33	6:15-6:30	28.17093	-82.3942	75.43
6482	Point	10/5/2021	18:22:34	6:15-6:30	28.17348	-82.3931	66.11
21677	Point	10/5/2021	18:22:34	6:15-6:30	28.17064	-82.3943	74.76
6483	Point	10/5/2021	18:22:35	6:15-6:30	28.17323	-82.3932	65.5
21678	Point	10/5/2021	18:22:35	6:15-6:30	28.17036	-82.3944	74.31
6484	Point	10/5/2021	18:22:36	6:15-6:30	28.17299	-82.3933	63.77
21679	Point	10/5/2021	18:22:36	6:15-6:30	28.17007	-82.3945	74.18
6485	Point	10/5/2021	18:22:37	6:15-6:30	28.17276	-82.3934	62.34
21680	Point	10/5/2021	18:22:37	6:15-6:30	28.16979	-82.3946	74.23
6486	Point	10/5/2021	18:22:38	6:15-6:30	28.17252	-82.3935	61.59

DocuSign Envelope ID: 00F7F873-2213-453E-A7D6-7A719BA1E281

21681	Point	10/5/2021	18:22:38	6:15-6:30	28.1695	-82.3947	74.47
6487	Point	10/5/2021	18:22:39	6:15-6:30	28.1723	-82.3936	60.71
21682	Point	10/5/2021	18:22:39	6:15-6:30	28.1692	-82.3948	74.87
6488	Point	10/5/2021	18:22:40	6:15-6:30	28.17207	-82.3937	59.84
21683	Point	10/5/2021	18:22:40	6:15-6:30	28.1689	-82.3948	75.37
6489	Point	10/5/2021	18:22:41	6:15-6:30	28.17184	-82.3938	58.95
21684	Point	10/5/2021	18:22:41	6:15-6:30	28.1686	-82.3949	75.78
6490	Point	10/5/2021	18:22:42	6:15-6:30	28.17163	-82.3939	58.17
21685	Point	10/5/2021	18:22:42	6:15-6:30	28.1683	-82.395	76.19
6491	Point	10/5/2021	18:22:43	6:15-6:30	28.1714	-82.394	58.41
21686	Point	10/5/2021	18:22:43	6:15-6:30	28.168	-82.395	76.28
6492	Point	10/5/2021	18:22:44	6:15-6:30	28.17119	-82.3941	58.52
21687	Point	10/5/2021	18:22:44	6:15-6:30	28.1677	-82.3951	75.98
6493	Point	10/5/2021	18:22:45	6:15-6:30	28.17096	-82.3942	59.31
21688	Point	10/5/2021	18:22:45	6:15-6:30	28.16739	-82.3951	76.31
6494	Point	10/5/2021	18:22:46	6:15-6:30	28.17073	-82.3942	59.77
21689	Point	10/5/2021	18:22:46	6:15-6:30	28.16708	-82.3952	76.61
6495	Point	10/5/2021	18:22:47	6:15-6:30	28.1705	-82.3943	60.49
21690	Point	10/5/2021	18:22:47	6:15-6:30	28.16677	-82.3952	77
6496	Point	10/5/2021	18:22:48	6:15-6:30	28.17026	-82.3944	60.87
21691	Point	10/5/2021	18:22:48	6:15-6:30	28.16646	-82.3952	77.22
6497	Point	10/5/2021	18:22:49	6:15-6:30	28.17003	-82.3945	60.9
21692	Point	10/5/2021	18:22:49	6:15-6:30	28.16615	-82.3952	77.3
6498	Point	10/5/2021	18:22:50	6:15-6:30	28.16979	-82.3946	60.92
21693	Point	10/5/2021	18:22:50	6:15-6:30	28.16584	-82.3952	77.44
6499	Point	10/5/2021	18:22:51	6:15-6:30	28.16955	-82.3947	60.91
21694	Point	10/5/2021	18:22:51	6:15-6:30	28.16553	-82.3952	77.59
6500	Point	10/5/2021	18:22:52	6:15-6:30	28.16931	-82.3947	60.83
21695	Point	10/5/2021	18:22:52	6:15-6:30	28.16522	-82.3952	76.63
6501	Point	10/5/2021	18:22:53	6:15-6:30	28.16908	-82.3948	60.43
21696	Point	10/5/2021	18:22:53	6:15-6:30	28.16491	-82.3952	75.38
6502	Point	10/5/2021	18:22:54	6:15-6:30	28.16884	-82.3948	60.75
6503	Point	10/5/2021	18:22:55	6:15-6:30	28.1686	-82.3949	60.48
6504	Point	10/5/2021	18:22:56	6:15-6:30	28.16836	-82.395	59.95
6505	Point	10/5/2021	18:22:57	6:15-6:30	28.16813	-82.395	59.46
21697	Point	10/5/2021	18:22:57	6:15-6:30	28.16461	-82.3952	75.08
21698	Point	10/5/2021	18:22:57	6:15-6:30	28.16431	-82.3952	75.06
21699	Point	10/5/2021	18:22:57	6:15-6:30	28.16401	-82.3952	74.45
21700	Point	10/5/2021	18:22:57	6:15-6:30	28.16371	-82.3951	74.22
6506	Point	10/5/2021	18:22:58	6:15-6:30	28.16789	-82.395	59.05
21701	Point	10/5/2021	18:22:58	6:15-6:30	28.16341	-82.3951	73.31
6507	Point	10/5/2021	18:22:59	6:15-6:30	28.16766	-82.3951	58.82
21702	Point	10/5/2021	18:22:59	6:15-6:30	28.16312	-82.395	72.38
6508	Point	10/5/2021	18:23:00	6:15-6:30	28.16742	-82.3951	58.33
21703	Point	10/5/2021	18:23:00	6:15-6:30	28.16283	-82.395	71.45
6509	Point	10/5/2021	18:23:01	6:15-6:30	28.16719	-82.3952	58.04
21704	Point	10/5/2021	18:23:01	6:15-6:30	28.16255	-82.3949	71.48

DocuSign Envelope ID: 00F7F873-2213-453E-A7D6-7A719BA1E281

6510	Point	10/5/2021	18:23:02	6:15-6:30	28.16696	-82.3952	57.79
21705	Point	10/5/2021	18:23:02	6:15-6:30	28.16227	-82.3949	71.42
6511	Point	10/5/2021	18:23:03	6:15-6:30	28.16673	-82.3952	57.66
21706	Point	10/5/2021	18:23:03	6:15-6:30	28.16199	-82.3948	70.82
6512	Point	10/5/2021	18:23:04	6:15-6:30	28.16649	-82.3952	57.66
21707	Point	10/5/2021	18:23:04	6:15-6:30	28.16171	-82.3947	70.86
6513	Point	10/5/2021	18:23:05	6:15-6:30	28.16626	-82.3952	58.36
21708	Point	10/5/2021	18:23:05	6:15-6:30	28.16143	-82.3946	70.87
6514	Point	10/5/2021	18:23:06	6:15-6:30	28.16602	-82.3952	59.02
21709	Point	10/5/2021	18:23:06	6:15-6:30	28.16115	-82.3946	70.94
6515	Point	10/5/2021	18:23:07	6:15-6:30	28.16578	-82.3952	59.19
21710	Point	10/5/2021	18:23:07	6:15-6:30	28.16088	-82.3945	70.13
6516	Point	10/5/2021	18:23:08	6:15-6:30	28.16554	-82.3952	59.79
21711	Point	10/5/2021	18:23:08	6:15-6:30	28.16061	-82.3944	69.34
6517	Point	10/5/2021	18:23:09	6:15-6:30	28.1653	-82.3952	60.5
21712	Point	10/5/2021	18:23:09	6:15-6:30	28.16035	-82.3943	68.44
6518	Point	10/5/2021	18:23:10	6:15-6:30	28.16505	-82.3952	61.2
6519	Point	10/5/2021	18:23:11	6:15-6:30	28.1648	-82.3952	61.81
6520	Point	10/5/2021	18:23:12	6:15-6:30	28.16455	-82.3952	62.67
6521	Point	10/5/2021	18:23:13	6:15-6:30	28.16429	-82.3952	63.41
6522	Point	10/5/2021	18:23:14	6:15-6:30	28.16403	-82.3952	63.93
6523	Point	10/5/2021	18:23:15	6:15-6:30	28.16377	-82.3951	64.5
6524	Point	10/5/2021	18:23:16	6:15-6:30	28.16352	-82.3951	64.37
6525	Point	10/5/2021	18:23:17	6:15-6:30	28.16326	-82.3951	64.74
6526	Point	10/5/2021	18:23:18	6:15-6:30	28.163	-82.395	65
6527	Point	10/5/2021	18:23:19	6:15-6:30	28.16274	-82.395	65.39
6528	Point	10/5/2021	18:23:20	6:15-6:30	28.16248	-82.3949	65.34
6529	Point	10/5/2021	18:23:21	6:15-6:30	28.16222	-82.3949	65.35
6530	Point	10/5/2021	18:23:22	6:15-6:30	28.16197	-82.3948	65.31
6531	Point	10/5/2021	18:23:23	6:15-6:30	28.16171	-82.3947	65.14
6532	Point	10/5/2021	18:23:24	6:15-6:30	28.16146	-82.3946	64.93
6533	Point	10/5/2021	18:23:25	6:15-6:30	28.1612	-82.3946	65.27
6534	Point	10/5/2021	18:23:26	6:15-6:30	28.16095	-82.3945	65.6
6535	Point	10/5/2021	18:23:27	6:15-6:30	28.16069	-82.3944	66.1
6536	Point	10/5/2021	18:23:28	6:15-6:30	28.16044	-82.3943	66.52
22516	Point	10/5/2021	18:37:04	6:30-6:45	28.2097	-82.3752	59.91
22517	Point	10/5/2021	18:37:05	6:30-6:45	28.20949	-82.3754	60.11
22518	Point	10/5/2021	18:37:06	6:30-6:45	28.20929	-82.3755	60.54
22519	Point	10/5/2021	18:37:07	6:30-6:45	28.20908	-82.3757	61.37
22520	Point	10/5/2021	18:37:08	6:30-6:45	28.20887	-82.3758	62.19
22521	Point	10/5/2021	18:37:09	6:30-6:45	28.20866	-82.376	62.32
22522	Point	10/5/2021	18:37:10	6:30-6:45	28.20844	-82.3761	62.2
22523	Point	10/5/2021	18:37:11	6:30-6:45	28.20823	-82.3763	61.6
22524	Point	10/5/2021	18:37:12	6:30-6:45	28.20802	-82.3764	61.11
22525	Point	10/5/2021	18:37:13	6:30-6:45	28.20781	-82.3765	61.24
22526	Point	10/5/2021	18:37:14	6:30-6:45	28.2076	-82.3767	61.72
22527	Point	10/5/2021	18:37:15	6:30-6:45	28.20738	-82.3768	62.49

DocuSign Envelope ID: 00F7F873-2213-453E-A7D6-7A719BA1E281

22528	Point	10/5/2021	18:37:16	6:30-6:45	28.20716	-82.377	62.92
22529	Point	10/5/2021	18:37:17	6:30-6:45	28.20693	-82.3771	63.42
22530	Point	10/5/2021	18:37:18	6:30-6:45	28.20671	-82.3773	63.95
22531	Point	10/5/2021	18:37:19	6:30-6:45	28.20649	-82.3774	64.53
22532	Point	10/5/2021	18:37:20	6:30-6:45	28.20626	-82.3775	64.08
22533	Point	10/5/2021	18:37:21	6:30-6:45	28.20604	-82.3777	63.45
22534	Point	10/5/2021	18:37:22	6:30-6:45	28.20581	-82.3778	63.53
22535	Point	10/5/2021	18:37:23	6:30-6:45	28.20558	-82.3779	63.62
22536	Point	10/5/2021	18:37:24	6:30-6:45	28.20535	-82.3781	63.58
22537	Point	10/5/2021	18:37:25	6:30-6:45	28.20513	-82.3782	63.41
22538	Point	10/5/2021	18:37:26	6:30-6:45	28.2049	-82.3784	63.31
22539	Point	10/5/2021	18:37:27	6:30-6:45	28.20467	-82.3785	62.96
22540	Point	10/5/2021	18:37:28	6:30-6:45	28.20444	-82.3786	62.88
22541	Point	10/5/2021	18:37:29	6:30-6:45	28.20422	-82.3787	62.35
22542	Point	10/5/2021	18:37:30	6:30-6:45	28.20399	-82.3789	62.73
22543	Point	10/5/2021	18:37:31	6:30-6:45	28.20376	-82.379	63.15
22544	Point	10/5/2021	18:37:32	6:30-6:45	28.20353	-82.3791	63.85
22545	Point	10/5/2021	18:37:33	6:30-6:45	28.2033	-82.3793	64.15
22546	Point	10/5/2021	18:37:34	6:30-6:45	28.20307	-82.3794	63.84
22547	Point	10/5/2021	18:37:35	6:30-6:45	28.20285	-82.3795	64.1
22548	Point	10/5/2021	18:37:36	6:30-6:45	28.20261	-82.3797	64.6
22549	Point	10/5/2021	18:37:37	6:30-6:45	28.20238	-82.3798	65.04
22550	Point	10/5/2021	18:37:38	6:30-6:45	28.20215	-82.3799	65.62
22551	Point	10/5/2021	18:37:39	6:30-6:45	28.20191	-82.3801	66.16
22552	Point	10/5/2021	18:37:40	6:30-6:45	28.20167	-82.3802	66.81
22553	Point	10/5/2021	18:37:41	6:30-6:45	28.20143	-82.3804	67.4
22554	Point	10/5/2021	18:37:42	6:30-6:45	28.20118	-82.3805	68.1
22555	Point	10/5/2021	18:37:43	6:30-6:45	28.20093	-82.3806	68.78
22556	Point	10/5/2021	18:37:44	6:30-6:45	28.20068	-82.3808	69.34
22557	Point	10/5/2021	18:37:45	6:30-6:45	28.20043	-82.3809	69.99
22558	Point	10/5/2021	18:37:46	6:30-6:45	28.20018	-82.3811	70.58
22559	Point	10/5/2021	18:37:47	6:30-6:45	28.19992	-82.3812	71.15
22560	Point	10/5/2021	18:37:48	6:30-6:45	28.19966	-82.3814	71.71
22561	Point	10/5/2021	18:37:49	6:30-6:45	28.1994	-82.3815	72.13
22562	Point	10/5/2021	18:37:50	6:30-6:45	28.19914	-82.3817	72.78
22563	Point	10/5/2021	18:37:51	6:30-6:45	28.19888	-82.3818	72.3
22564	Point	10/5/2021	18:37:52	6:30-6:45	28.19862	-82.382	72.62
22565	Point	10/5/2021	18:37:53	6:30-6:45	28.19836	-82.3821	72.25
22566	Point	10/5/2021	18:37:54	6:30-6:45	28.1981	-82.3823	72.21
22567	Point	10/5/2021	18:37:55	6:30-6:45	28.19783	-82.3824	72.3
22568	Point	10/5/2021	18:37:56	6:30-6:45	28.19757	-82.3826	72.22
22569	Point	10/5/2021	18:37:57	6:30-6:45	28.19731	-82.3827	72.11
22570	Point	10/5/2021	18:37:58	6:30-6:45	28.19705	-82.3829	71.96
22571	Point	10/5/2021	18:37:59	6:30-6:45	28.19679	-82.383	72.12
22572	Point	10/5/2021	18:38:00	6:30-6:45	28.19653	-82.3832	72.36
22573	Point	10/5/2021	18:38:01	6:30-6:45	28.19627	-82.3833	72.71
22574	Point	10/5/2021	18:38:02	6:30-6:45	28.196	-82.3834	72.23

DocuSign Envelope ID: 00F7F873-2213-453E-A7D6-7A719BA1E281

22575	Point	10/5/2021	18:38:03	6:30-6:45	28.19574	-82.3836	71.98
22576	Point	10/5/2021	18:38:04	6:30-6:45	28.19547	-82.3837	72.34
22577	Point	10/5/2021	18:38:05	6:30-6:45	28.19521	-82.3838	72.1
22578	Point	10/5/2021	18:38:06	6:30-6:45	28.19495	-82.384	71.47
22579	Point	10/5/2021	18:38:07	6:30-6:45	28.19468	-82.3841	71.64
22580	Point	10/5/2021	18:38:08	6:30-6:45	28.19442	-82.3842	71.05
22581	Point	10/5/2021	18:38:09	6:30-6:45	28.19416	-82.3843	71.41
22582	Point	10/5/2021	18:38:10	6:30-6:45	28.19389	-82.3845	71.37
22583	Point	10/5/2021	18:38:11	6:30-6:45	28.19362	-82.3846	70.65
22584	Point	10/5/2021	18:38:12	6:30-6:45	28.19336	-82.3847	70.08
22585	Point	10/5/2021	18:38:13	6:30-6:45	28.19309	-82.3848	70.48
22586	Point	10/5/2021	18:38:14	6:30-6:45	28.19283	-82.3849	70.82
22587	Point	10/5/2021	18:38:15	6:30-6:45	28.19256	-82.385	70.28
22588	Point	10/5/2021	18:38:16	6:30-6:45	28.19229	-82.3852	70.49
22589	Point	10/5/2021	18:38:17	6:30-6:45	28.19203	-82.3853	69.75
22590	Point	10/5/2021	18:38:18	6:30-6:45	28.19177	-82.3854	68.8
22591	Point	10/5/2021	18:38:19	6:30-6:45	28.19151	-82.3855	68.8
22592	Point	10/5/2021	18:38:20	6:30-6:45	28.19125	-82.3856	68.66
22593	Point	10/5/2021	18:38:21	6:30-6:45	28.19099	-82.3857	67.87
22594	Point	10/5/2021	18:38:22	6:30-6:45	28.19074	-82.3858	67.4
22595	Point	10/5/2021	18:38:23	6:30-6:45	28.19048	-82.3859	67.18
22596	Point	10/5/2021	18:38:24	6:30-6:45	28.19023	-82.386	66.45
22597	Point	10/5/2021	18:38:25	6:30-6:45	28.18998	-82.3861	66.63
22598	Point	10/5/2021	18:38:26	6:30-6:45	28.18973	-82.3863	66.99
22599	Point	10/5/2021	18:38:27	6:30-6:45	28.18948	-82.3864	67.82
22600	Point	10/5/2021	18:38:28	6:30-6:45	28.18922	-82.3865	68.62
22601	Point	10/5/2021	18:38:29	6:30-6:45	28.18895	-82.3866	69.49
22602	Point	10/5/2021	18:38:30	6:30-6:45	28.18869	-82.3867	70.42
22603	Point	10/5/2021	18:38:31	6:30-6:45	28.18842	-82.3868	71.29
22604	Point	10/5/2021	18:38:32	6:30-6:45	28.18815	-82.3869	72.02
22605	Point	10/5/2021	18:38:33	6:30-6:45	28.18788	-82.387	71.48
22606	Point	10/5/2021	18:38:34	6:30-6:45	28.18761	-82.3872	71.89
22607	Point	10/5/2021	18:38:35	6:30-6:45	28.18733	-82.3873	72.54
22608	Point	10/5/2021	18:38:36	6:30-6:45	28.18706	-82.3874	73.35
22609	Point	10/5/2021	18:38:37	6:30-6:45	28.18678	-82.3875	74.19
22610	Point	10/5/2021	18:38:38	6:30-6:45	28.18649	-82.3876	74.71
22611	Point	10/5/2021	18:38:39	6:30-6:45	28.18621	-82.3877	75.21
22612	Point	10/5/2021	18:38:40	6:30-6:45	28.18593	-82.3879	75.56
22613	Point	10/5/2021	18:38:41	6:30-6:45	28.18564	-82.388	75.79
22614	Point	10/5/2021	18:38:42	6:30-6:45	28.18535	-82.3881	76.18
22615	Point	10/5/2021	18:38:43	6:30-6:45	28.18507	-82.3882	76.37
22616	Point	10/5/2021	18:38:44	6:30-6:45	28.18478	-82.3884	75.49
22617	Point	10/5/2021	18:38:45	6:30-6:45	28.1845	-82.3885	75.48
22618	Point	10/5/2021	18:38:46	6:30-6:45	28.18421	-82.3886	75.66
22619	Point	10/5/2021	18:38:47	6:30-6:45	28.18392	-82.3887	76.08
22620	Point	10/5/2021	18:38:48	6:30-6:45	28.18364	-82.3888	76.48
22621	Point	10/5/2021	18:38:49	6:30-6:45	28.18335	-82.389	76.78

DocuSign Envelope ID: 00F7F873-2213-453E-A7D6-7A719BA1E281

22622	Point	10/5/2021	18:38:50	6:30-6:45	28.18306	-82.3891	76.87
22623	Point	10/5/2021	18:38:51	6:30-6:45	28.18277	-82.3892	76.8
22624	Point	10/5/2021	18:38:52	6:30-6:45	28.18248	-82.3893	76.84
22625	Point	10/5/2021	18:38:53	6:30-6:45	28.18219	-82.3895	76.83
22626	Point	10/5/2021	18:38:54	6:30-6:45	28.1819	-82.3896	77.29
22627	Point	10/5/2021	18:38:55	6:30-6:45	28.1816	-82.3897	77.84
22628	Point	10/5/2021	18:38:56	6:30-6:45	28.18131	-82.3898	78.35
22629	Point	10/5/2021	18:38:57	6:30-6:45	28.18101	-82.39	78.74
22630	Point	10/5/2021	18:38:58	6:30-6:45	28.18071	-82.3901	79.17
22631	Point	10/5/2021	18:38:59	6:30-6:45	28.18041	-82.3902	79.47
22632	Point	10/5/2021	18:39:00	6:30-6:45	28.18011	-82.3903	79.61
22633	Point	10/5/2021	18:39:01	6:30-6:45	28.17981	-82.3905	79.74
22634	Point	10/5/2021	18:39:02	6:30-6:45	28.1795	-82.3906	79.87
22635	Point	10/5/2021	18:39:03	6:30-6:45	28.1792	-82.3907	79.96
22636	Point	10/5/2021	18:39:04	6:30-6:45	28.1789	-82.3909	79.89
22637	Point	10/5/2021	18:39:05	6:30-6:45	28.1786	-82.391	79.45
22638	Point	10/5/2021	18:39:06	6:30-6:45	28.1783	-82.3911	79.42
22639	Point	10/5/2021	18:39:07	6:30-6:45	28.178	-82.3912	79.4
22640	Point	10/5/2021	18:39:08	6:30-6:45	28.1777	-82.3914	79.42
22641	Point	10/5/2021	18:39:09	6:30-6:45	28.1774	-82.3915	79.58
22642	Point	10/5/2021	18:39:10	6:30-6:45	28.1771	-82.3916	79.61
22643	Point	10/5/2021	18:39:11	6:30-6:45	28.17681	-82.3918	79.36
22644	Point	10/5/2021	18:39:12	6:30-6:45	28.17651	-82.3919	79.13
22645	Point	10/5/2021	18:39:13	6:30-6:45	28.17621	-82.392	78.73
22646	Point	10/5/2021	18:39:14	6:30-6:45	28.17591	-82.3921	78.61
22647	Point	10/5/2021	18:39:15	6:30-6:45	28.17562	-82.3923	78.61
22648	Point	10/5/2021	18:39:16	6:30-6:45	28.17532	-82.3924	78.47
22649	Point	10/5/2021	18:39:17	6:30-6:45	28.17503	-82.3925	78.13
22650	Point	10/5/2021	18:39:18	6:30-6:45	28.17473	-82.3926	78.18
22651	Point	10/5/2021	18:39:19	6:30-6:45	28.17443	-82.3927	78.43
22652	Point	10/5/2021	18:39:20	6:30-6:45	28.17413	-82.3929	78.69
22653	Point	10/5/2021	18:39:21	6:30-6:45	28.17384	-82.393	78.82
22654	Point	10/5/2021	18:39:22	6:30-6:45	28.17354	-82.3931	79.01
22655	Point	10/5/2021	18:39:23	6:30-6:45	28.17324	-82.3933	79.08
22656	Point	10/5/2021	18:39:24	6:30-6:45	28.17294	-82.3934	79.19
22657	Point	10/5/2021	18:39:25	6:30-6:45	28.17264	-82.3935	79.34
22658	Point	10/5/2021	18:39:26	6:30-6:45	28.17234	-82.3936	79.39
22659	Point	10/5/2021	18:39:27	6:30-6:45	28.17204	-82.3938	79.34
22660	Point	10/5/2021	18:39:28	6:30-6:45	28.17174	-82.3939	79.27
22661	Point	10/5/2021	18:39:29	6:30-6:45	28.17145	-82.394	79.12
22662	Point	10/5/2021	18:39:30	6:30-6:45	28.17115	-82.3941	78.65
22663	Point	10/5/2021	18:39:31	6:30-6:45	28.17085	-82.3943	78.27
22664	Point	10/5/2021	18:39:32	6:30-6:45	28.17055	-82.3944	78.16
22665	Point	10/5/2021	18:39:33	6:30-6:45	28.17025	-82.3945	78.31
22666	Point	10/5/2021	18:39:34	6:30-6:45	28.16994	-82.3946	78.66
22667	Point	10/5/2021	18:39:35	6:30-6:45	28.16963	-82.3947	79.05
22668	Point	10/5/2021	18:39:36	6:30-6:45	28.16932	-82.3947	79.49

DocuSign Envelope ID: 00F7F873-2213-453E-A7D6-7A719BA1E281

22669	Point	10/5/2021	18:39:37	6:30-6:45	28.169	-82.3948	79.85
22670	Point	10/5/2021	18:39:38	6:30-6:45	28.16868	-82.3949	80.11
22671	Point	10/5/2021	18:39:39	6:30-6:45	28.16836	-82.395	80.43
22672	Point	10/5/2021	18:39:40	6:30-6:45	28.16804	-82.395	80.68
22673	Point	10/5/2021	18:39:41	6:30-6:45	28.16772	-82.3951	80.96
22674	Point	10/5/2021	18:39:42	6:30-6:45	28.16739	-82.3951	80.59
22675	Point	10/5/2021	18:39:43	6:30-6:45	28.16707	-82.3952	80.22
22676	Point	10/5/2021	18:39:44	6:30-6:45	28.16675	-82.3952	80.32
22677	Point	10/5/2021	18:39:45	6:30-6:45	28.16643	-82.3952	80.47
22678	Point	10/5/2021	18:39:46	6:30-6:45	28.16611	-82.3952	79.5
22679	Point	10/5/2021	18:39:47	6:30-6:45	28.16579	-82.3952	78.43
22680	Point	10/5/2021	18:39:48	6:30-6:45	28.16548	-82.3952	77.29
22681	Point	10/5/2021	18:39:49	6:30-6:45	28.16517	-82.3952	76.26
22682	Point	10/5/2021	18:39:50	6:30-6:45	28.16487	-82.3952	75.1
22683	Point	10/5/2021	18:39:51	6:30-6:45	28.16457	-82.3952	74.59
22684	Point	10/5/2021	18:39:52	6:30-6:45	28.16428	-82.3952	73.37
22685	Point	10/5/2021	18:39:53	6:30-6:45	28.164	-82.3952	72.16
22686	Point	10/5/2021	18:39:54	6:30-6:45	28.16371	-82.3951	71.2
22687	Point	10/5/2021	18:39:55	6:30-6:45	28.16344	-82.3951	70.08
22688	Point	10/5/2021	18:39:56	6:30-6:45	28.16315	-82.395	70.33
22689	Point	10/5/2021	18:39:57	6:30-6:45	28.16287	-82.395	70.79
22690	Point	10/5/2021	18:39:58	6:30-6:45	28.16259	-82.3949	71.54
22691	Point	10/5/2021	18:39:59	6:30-6:45	28.1623	-82.3949	72.16
22692	Point	10/5/2021	18:40:00	6:30-6:45	28.16202	-82.3948	72.73
22693	Point	10/5/2021	18:40:01	6:30-6:45	28.16173	-82.3947	73.18
22694	Point	10/5/2021	18:40:02	6:30-6:45	28.16144	-82.3947	73.65
22695	Point	10/5/2021	18:40:03	6:30-6:45	28.16116	-82.3946	73.97
22696	Point	10/5/2021	18:40:04	6:30-6:45	28.16087	-82.3945	74.05
22697	Point	10/5/2021	18:40:05	6:30-6:45	28.16059	-82.3944	73.68
7394	Point	10/5/2021	18:42:15	6:30-6:45	28.20958	-82.3752	71.99
7395	Point	10/5/2021	18:42:16	6:30-6:45	28.20933	-82.3754	72.03
7396	Point	10/5/2021	18:42:17	6:30-6:45	28.20909	-82.3756	72.12
7397	Point	10/5/2021	18:42:18	6:30-6:45	28.20885	-82.3758	72.13
7398	Point	10/5/2021	18:42:19	6:30-6:45	28.20861	-82.376	72.01
7399	Point	10/5/2021	18:42:20	6:30-6:45	28.20837	-82.3761	71.57
7400	Point	10/5/2021	18:42:21	6:30-6:45	28.20812	-82.3763	71.14
7401	Point	10/5/2021	18:42:22	6:30-6:45	28.20788	-82.3765	70.64
7402	Point	10/5/2021	18:42:23	6:30-6:45	28.20764	-82.3766	70.04
7403	Point	10/5/2021	18:42:24	6:30-6:45	28.2074	-82.3768	69.62
7404	Point	10/5/2021	18:42:25	6:30-6:45	28.20716	-82.377	68.83
7405	Point	10/5/2021	18:42:26	6:30-6:45	28.20692	-82.3771	68.15
7406	Point	10/5/2021	18:42:27	6:30-6:45	28.20668	-82.3773	67.77
7407	Point	10/5/2021	18:42:28	6:30-6:45	28.20644	-82.3774	67.75
7408	Point	10/5/2021	18:42:29	6:30-6:45	28.2062	-82.3776	68.22
7409	Point	10/5/2021	18:42:30	6:30-6:45	28.20595	-82.3777	69.04
7410	Point	10/5/2021	18:42:31	6:30-6:45	28.2057	-82.3779	69.37
7411	Point	10/5/2021	18:42:32	6:30-6:45	28.20546	-82.378	69.78

DocuSign Envelope ID: 00F7F873-2213-453E-A7D6-7A719BA1E281

7412	Point	10/5/2021	18:42:33	6:30-6:45	28.20521	-82.3781	69.34
7413	Point	10/5/2021	18:42:34	6:30-6:45	28.20496	-82.3783	69.05
7414	Point	10/5/2021	18:42:35	6:30-6:45	28.20471	-82.3784	68.64
7415	Point	10/5/2021	18:42:36	6:30-6:45	28.20447	-82.3786	68.14
7416	Point	10/5/2021	18:42:37	6:30-6:45	28.20422	-82.3787	68.05
7417	Point	10/5/2021	18:42:38	6:30-6:45	28.20398	-82.3789	67.72
7418	Point	10/5/2021	18:42:39	6:30-6:45	28.20374	-82.379	67.31
7419	Point	10/5/2021	18:42:40	6:30-6:45	28.20349	-82.3791	67.79
7420	Point	10/5/2021	18:42:41	6:30-6:45	28.20325	-82.3793	68.28
7421	Point	10/5/2021	18:42:42	6:30-6:45	28.203	-82.3794	68.82
7422	Point	10/5/2021	18:42:43	6:30-6:45	28.20275	-82.3796	69.14
7423	Point	10/5/2021	18:42:44	6:30-6:45	28.20251	-82.3797	69.25
7424	Point	10/5/2021	18:42:45	6:30-6:45	28.20226	-82.3798	69.32
7425	Point	10/5/2021	18:42:46	6:30-6:45	28.20201	-82.38	69
7426	Point	10/5/2021	18:42:47	6:30-6:45	28.20177	-82.3801	68.69
7427	Point	10/5/2021	18:42:48	6:30-6:45	28.20152	-82.3803	68.39
7428	Point	10/5/2021	18:42:49	6:30-6:45	28.20128	-82.3804	68.2
7429	Point	10/5/2021	18:42:50	6:30-6:45	28.20103	-82.3806	67.86
7430	Point	10/5/2021	18:42:51	6:30-6:45	28.20079	-82.3807	67.55
7431	Point	10/5/2021	18:42:52	6:30-6:45	28.20055	-82.3808	67.26
7432	Point	10/5/2021	18:42:53	6:30-6:45	28.20031	-82.381	67.28
7433	Point	10/5/2021	18:42:54	6:30-6:45	28.20006	-82.3811	67.15
7434	Point	10/5/2021	18:42:55	6:30-6:45	28.19982	-82.3813	66.83
7435	Point	10/5/2021	18:42:56	6:30-6:45	28.19958	-82.3814	67.29
7436	Point	10/5/2021	18:42:57	6:30-6:45	28.19934	-82.3815	67.65
7437	Point	10/5/2021	18:42:58	6:30-6:45	28.19909	-82.3817	68.06
7438	Point	10/5/2021	18:42:59	6:30-6:45	28.19884	-82.3818	68.48
7439	Point	10/5/2021	18:43:00	6:30-6:45	28.19859	-82.382	68.35
7440	Point	10/5/2021	18:43:01	6:30-6:45	28.19835	-82.3821	68.04
7441	Point	10/5/2021	18:43:02	6:30-6:45	28.19811	-82.3822	67.65
7442	Point	10/5/2021	18:43:03	6:30-6:45	28.19786	-82.3824	67.83
7443	Point	10/5/2021	18:43:04	6:30-6:45	28.19762	-82.3825	68.02
7444	Point	10/5/2021	18:43:05	6:30-6:45	28.19737	-82.3827	68.13
7445	Point	10/5/2021	18:43:06	6:30-6:45	28.19713	-82.3828	67.78
7446	Point	10/5/2021	18:43:07	6:30-6:45	28.19689	-82.3829	67.29
7447	Point	10/5/2021	18:43:08	6:30-6:45	28.19664	-82.3831	66.98
7448	Point	10/5/2021	18:43:09	6:30-6:45	28.1964	-82.3832	66.79
7449	Point	10/5/2021	18:43:10	6:30-6:45	28.19616	-82.3833	66.65
7450	Point	10/5/2021	18:43:11	6:30-6:45	28.19592	-82.3835	66.53
7451	Point	10/5/2021	18:43:12	6:30-6:45	28.19568	-82.3836	66.29
7452	Point	10/5/2021	18:43:13	6:30-6:45	28.19543	-82.3837	65.93
7453	Point	10/5/2021	18:43:14	6:30-6:45	28.19519	-82.3838	65.68
7454	Point	10/5/2021	18:43:15	6:30-6:45	28.19495	-82.384	65.45
7455	Point	10/5/2021	18:43:16	6:30-6:45	28.19471	-82.3841	65.39
7456	Point	10/5/2021	18:43:17	6:30-6:45	28.19446	-82.3842	65.32
7457	Point	10/5/2021	18:43:18	6:30-6:45	28.19422	-82.3843	65.24
7458	Point	10/5/2021	18:43:19	6:30-6:45	28.19398	-82.3844	64.85

DocuSign Envelope ID: 00F7F873-2213-453E-A7D6-7A719BA1E281

7459	Point	10/5/2021	18:43:20	6:30-6:45	28.19374	-82.3845	64.16
7460	Point	10/5/2021	18:43:21	6:30-6:45	28.1935	-82.3846	63.62
7461	Point	10/5/2021	18:43:22	6:30-6:45	28.19326	-82.3847	63.54
7462	Point	10/5/2021	18:43:23	6:30-6:45	28.19302	-82.3848	63.91
7463	Point	10/5/2021	18:43:24	6:30-6:45	28.19277	-82.3849	64.19
7464	Point	10/5/2021	18:43:25	6:30-6:45	28.19253	-82.385	64.39
7465	Point	10/5/2021	18:43:26	6:30-6:45	28.19229	-82.3851	64.59
7466	Point	10/5/2021	18:43:27	6:30-6:45	28.19204	-82.3852	64.51
7467	Point	10/5/2021	18:43:28	6:30-6:45	28.1918	-82.3853	64.15
7468	Point	10/5/2021	18:43:29	6:30-6:45	28.19156	-82.3854	63.64
7469	Point	10/5/2021	18:43:30	6:30-6:45	28.19132	-82.3856	63.15
7470	Point	10/5/2021	18:43:31	6:30-6:45	28.19108	-82.3857	62.92
7471	Point	10/5/2021	18:43:32	6:30-6:45	28.19085	-82.3857	62.6
7472	Point	10/5/2021	18:43:33	6:30-6:45	28.19061	-82.3858	62.66
7473	Point	10/5/2021	18:43:34	6:30-6:45	28.19037	-82.3859	63.1
7474	Point	10/5/2021	18:43:35	6:30-6:45	28.19013	-82.386	63.45
7475	Point	10/5/2021	18:43:36	6:30-6:45	28.18989	-82.3861	63.29
7476	Point	10/5/2021	18:43:37	6:30-6:45	28.18965	-82.3862	63.18
7477	Point	10/5/2021	18:43:38	6:30-6:45	28.18941	-82.3864	63.08
7478	Point	10/5/2021	18:43:39	6:30-6:45	28.18917	-82.3865	63.02
7479	Point	10/5/2021	18:43:40	6:30-6:45	28.18894	-82.3866	63.14
7480	Point	10/5/2021	18:43:41	6:30-6:45	28.18869	-82.3867	63.35
7481	Point	10/5/2021	18:43:42	6:30-6:45	28.18846	-82.3868	63.02
7482	Point	10/5/2021	18:43:43	6:30-6:45	28.18822	-82.3869	62.73
7483	Point	10/5/2021	18:43:44	6:30-6:45	28.18799	-82.387	62.05
7484	Point	10/5/2021	18:43:45	6:30-6:45	28.18775	-82.3871	61.72
7485	Point	10/5/2021	18:43:46	6:30-6:45	28.18752	-82.3871	61.24
7486	Point	10/5/2021	18:43:47	6:30-6:45	28.18729	-82.3872	61.47
7487	Point	10/5/2021	18:43:48	6:30-6:45	28.18706	-82.3873	61.64
7488	Point	10/5/2021	18:43:49	6:30-6:45	28.18683	-82.3874	61.82
7489	Point	10/5/2021	18:43:50	6:30-6:45	28.18659	-82.3875	62.21
7490	Point	10/5/2021	18:43:51	6:30-6:45	28.18635	-82.3876	62.23
7491	Point	10/5/2021	18:43:52	6:30-6:45	28.18612	-82.3877	62.22
7492	Point	10/5/2021	18:43:53	6:30-6:45	28.18589	-82.3878	62.21
7493	Point	10/5/2021	18:43:54	6:30-6:45	28.18565	-82.388	62.12
7494	Point	10/5/2021	18:43:55	6:30-6:45	28.18542	-82.388	62.05
7495	Point	10/5/2021	18:43:56	6:30-6:45	28.18518	-82.3881	61.93
7496	Point	10/5/2021	18:43:57	6:30-6:45	28.18495	-82.3882	61.86
7497	Point	10/5/2021	18:43:58	6:30-6:45	28.18472	-82.3883	61.86
7498	Point	10/5/2021	18:43:59	6:30-6:45	28.18448	-82.3884	61.78
7499	Point	10/5/2021	18:44:00	6:30-6:45	28.18425	-82.3885	61.66
7500	Point	10/5/2021	18:44:01	6:30-6:45	28.18402	-82.3886	61.63
7501	Point	10/5/2021	18:44:02	6:30-6:45	28.18378	-82.3887	61.77
7502	Point	10/5/2021	18:44:03	6:30-6:45	28.18355	-82.3888	61.57
7503	Point	10/5/2021	18:44:04	6:30-6:45	28.18332	-82.3889	61.63
7504	Point	10/5/2021	18:44:05	6:30-6:45	28.18309	-82.389	61.63
7505	Point	10/5/2021	18:44:06	6:30-6:45	28.18285	-82.3891	61.57

DocuSign Envelope ID: 00F7F873-2213-453E-A7D6-7A719BA1E281

7506	Point	10/5/2021	18:44:07	6:30-6:45	28.18262	-82.3892	61.41
7507	Point	10/5/2021	18:44:08	6:30-6:45	28.18239	-82.3893	61.52
7508	Point	10/5/2021	18:44:09	6:30-6:45	28.18215	-82.3894	61.79
7509	Point	10/5/2021	18:44:10	6:30-6:45	28.18192	-82.3895	62.02
7510	Point	10/5/2021	18:44:11	6:30-6:45	28.18168	-82.3896	62.18
7511	Point	10/5/2021	18:44:12	6:30-6:45	28.18145	-82.3897	62.4
7512	Point	10/5/2021	18:44:13	6:30-6:45	28.18121	-82.3898	62.66
7513	Point	10/5/2021	18:44:14	6:30-6:45	28.18098	-82.3899	63.11
7514	Point	10/5/2021	18:44:15	6:30-6:45	28.18074	-82.39	63.32
7515	Point	10/5/2021	18:44:16	6:30-6:45	28.1805	-82.3901	63.24
7516	Point	10/5/2021	18:44:17	6:30-6:45	28.18026	-82.3902	63.14
7517	Point	10/5/2021	18:44:18	6:30-6:45	28.18002	-82.3903	62.95
7518	Point	10/5/2021	18:44:19	6:30-6:45	28.17979	-82.3904	62.69
7519	Point	10/5/2021	18:44:20	6:30-6:45	28.17955	-82.3905	62.4
7520	Point	10/5/2021	18:44:21	6:30-6:45	28.17932	-82.3906	62.08
7521	Point	10/5/2021	18:44:22	6:30-6:45	28.17908	-82.3907	61.85
7522	Point	10/5/2021	18:44:23	6:30-6:45	28.17885	-82.3908	61.53
7523	Point	10/5/2021	18:44:24	6:30-6:45	28.17862	-82.3909	61.32
7524	Point	10/5/2021	18:44:25	6:30-6:45	28.17839	-82.391	61.41
7525	Point	10/5/2021	18:44:26	6:30-6:45	28.17815	-82.3911	61.72
7526	Point	10/5/2021	18:44:27	6:30-6:45	28.17791	-82.3912	62.44
7527	Point	10/5/2021	18:44:28	6:30-6:45	28.17768	-82.3913	62.63
7528	Point	10/5/2021	18:44:29	6:30-6:45	28.17744	-82.3914	62.88
7529	Point	10/5/2021	18:44:30	6:30-6:45	28.1772	-82.3915	62.86
7530	Point	10/5/2021	18:44:31	6:30-6:45	28.17697	-82.3916	63.08
7531	Point	10/5/2021	18:44:32	6:30-6:45	28.17673	-82.3917	62.89
7532	Point	10/5/2021	18:44:33	6:30-6:45	28.17649	-82.3918	62.75
7533	Point	10/5/2021	18:44:34	6:30-6:45	28.17626	-82.3919	62.55
7534	Point	10/5/2021	18:44:35	6:30-6:45	28.17602	-82.392	62.64
7535	Point	10/5/2021	18:44:36	6:30-6:45	28.17579	-82.3921	62.52
7536	Point	10/5/2021	18:44:37	6:30-6:45	28.17555	-82.3923	62.37
7537	Point	10/5/2021	18:44:38	6:30-6:45	28.17532	-82.3924	62.18
7538	Point	10/5/2021	18:44:39	6:30-6:45	28.17508	-82.3924	62.3
7539	Point	10/5/2021	18:44:40	6:30-6:45	28.17485	-82.3925	62.28
7540	Point	10/5/2021	18:44:41	6:30-6:45	28.17461	-82.3926	62.47
7541	Point	10/5/2021	18:44:42	6:30-6:45	28.17438	-82.3927	62.56
7542	Point	10/5/2021	18:44:43	6:30-6:45	28.17414	-82.3928	62.75
7543	Point	10/5/2021	18:44:44	6:30-6:45	28.1739	-82.3929	62.67
7544	Point	10/5/2021	18:44:45	6:30-6:45	28.17366	-82.393	62.84
7545	Point	10/5/2021	18:44:46	6:30-6:45	28.17343	-82.3931	62.68
7546	Point	10/5/2021	18:44:47	6:30-6:45	28.17319	-82.3932	62.43
7547	Point	10/5/2021	18:44:48	6:30-6:45	28.17295	-82.3933	62.19
7548	Point	10/5/2021	18:44:49	6:30-6:45	28.17272	-82.3934	61.94
7549	Point	10/5/2021	18:44:50	6:30-6:45	28.17249	-82.3935	61.44
7550	Point	10/5/2021	18:44:51	6:30-6:45	28.17225	-82.3936	60.97
7551	Point	10/5/2021	18:44:52	6:30-6:45	28.17202	-82.3937	60.71
7552	Point	10/5/2021	18:44:53	6:30-6:45	28.17179	-82.3938	60.63

DocuSign Envelope ID: 00F7F873-2213-453E-A7D6-7A719BA1E281

7553	Point	10/5/2021	18:44:54	6:30-6:45	28.17156	-82.3939	60.73
7554	Point	10/5/2021	18:44:55	6:30-6:45	28.17133	-82.394	60.8
7555	Point	10/5/2021	18:44:56	6:30-6:45	28.1711	-82.3941	60.71
7556	Point	10/5/2021	18:44:57	6:30-6:45	28.17087	-82.3942	60.64
7557	Point	10/5/2021	18:44:58	6:30-6:45	28.17064	-82.3943	60.59
7558	Point	10/5/2021	18:44:59	6:30-6:45	28.17041	-82.3944	60.61
7559	Point	10/5/2021	18:45:00	6:30-6:45	28.17017	-82.3944	60.8
7560	Point	10/5/2021	18:45:01	6:45-7:00	28.16993	-82.3945	61.32
7561	Point	10/5/2021	18:45:02	6:45-7:00	28.16969	-82.3946	61.62
7562	Point	10/5/2021	18:45:03	6:45-7:00	28.16945	-82.3947	62.05
7563	Point	10/5/2021	18:45:04	6:45-7:00	28.16921	-82.3947	62.35
7564	Point	10/5/2021	18:45:05	6:45-7:00	28.16896	-82.3948	62.6
7565	Point	10/5/2021	18:45:06	6:45-7:00	28.16871	-82.3949	63.06
7566	Point	10/5/2021	18:45:07	6:45-7:00	28.16846	-82.3949	63.36
7567	Point	10/5/2021	18:45:08	6:45-7:00	28.16821	-82.395	63.63
7568	Point	10/5/2021	18:45:09	6:45-7:00	28.16795	-82.395	63.58
7569	Point	10/5/2021	18:45:10	6:45-7:00	28.1677	-82.3951	63.41
7570	Point	10/5/2021	18:45:11	6:45-7:00	28.16745	-82.3951	63.21
7571	Point	10/5/2021	18:45:12	6:45-7:00	28.16719	-82.3951	63.14
7572	Point	10/5/2021	18:45:13	6:45-7:00	28.16694	-82.3952	62.47
7573	Point	10/5/2021	18:45:14	6:45-7:00	28.1667	-82.3952	61.7
7574	Point	10/5/2021	18:45:15	6:45-7:00	28.16645	-82.3952	61.36
7575	Point	10/5/2021	18:45:16	6:45-7:00	28.16621	-82.3952	61.1
7576	Point	10/5/2021	18:45:17	6:45-7:00	28.16596	-82.3952	61.04
7577	Point	10/5/2021	18:45:18	6:45-7:00	28.16572	-82.3952	61.36
7578	Point	10/5/2021	18:45:19	6:45-7:00	28.16547	-82.3952	61.76
7579	Point	10/5/2021	18:45:20	6:45-7:00	28.16522	-82.3952	62.08
7580	Point	10/5/2021	18:45:21	6:45-7:00	28.16496	-82.3952	62.54
7581	Point	10/5/2021	18:45:22	6:45-7:00	28.16471	-82.3952	62.58
7582	Point	10/5/2021	18:45:23	6:45-7:00	28.16446	-82.3952	62.78
7583	Point	10/5/2021	18:45:24	6:45-7:00	28.16421	-82.3952	62.89
7584	Point	10/5/2021	18:45:25	6:45-7:00	28.16396	-82.3952	62.82
7585	Point	10/5/2021	18:45:26	6:45-7:00	28.16371	-82.3951	62.85
7586	Point	10/5/2021	18:45:27	6:45-7:00	28.16346	-82.3951	62.56
7587	Point	10/5/2021	18:45:28	6:45-7:00	28.16321	-82.395	62.34
7588	Point	10/5/2021	18:45:29	6:45-7:00	28.16296	-82.395	62.04
7589	Point	10/5/2021	18:45:30	6:45-7:00	28.16272	-82.395	61.82
7590	Point	10/5/2021	18:45:31	6:45-7:00	28.16248	-82.3949	61.4
7591	Point	10/5/2021	18:45:32	6:45-7:00	28.16223	-82.3949	61.3
7592	Point	10/5/2021	18:45:33	6:45-7:00	28.16199	-82.3948	61.37
7593	Point	10/5/2021	18:45:34	6:45-7:00	28.16175	-82.3947	61.38
7594	Point	10/5/2021	18:45:35	6:45-7:00	28.16151	-82.3947	61.67
7595	Point	10/5/2021	18:45:36	6:45-7:00	28.16127	-82.3946	61.74
7596	Point	10/5/2021	18:45:37	6:45-7:00	28.16103	-82.3945	62.17
7597	Point	10/5/2021	18:45:38	6:45-7:00	28.16078	-82.3944	62.67
7598	Point	10/5/2021	18:45:39	6:45-7:00	28.16054	-82.3943	63.15
16077	Point	10/5/2021	18:53:49	6:45-7:00	28.2097	-82.3752	70.73

DocuSign Envelope ID: 00F7F873-2213-453E-A7D6-7A719BA1E281

16078	Point	10/5/2021	18:53:50	6:45-7:00	28.20946	-82.3754	70.99
16079	Point	10/5/2021	18:53:51	6:45-7:00	28.20922	-82.3756	70.35
16080	Point	10/5/2021	18:53:52	6:45-7:00	28.20898	-82.3757	71.01
16081	Point	10/5/2021	18:53:53	6:45-7:00	28.20874	-82.3759	70.92
16082	Point	10/5/2021	18:53:54	6:45-7:00	28.2085	-82.3761	70.81
16083	Point	10/5/2021	18:53:55	6:45-7:00	28.20826	-82.3762	70.37
16084	Point	10/5/2021	18:53:56	6:45-7:00	28.20801	-82.3764	70.96
16085	Point	10/5/2021	18:53:57	6:45-7:00	28.20778	-82.3766	70.65
16086	Point	10/5/2021	18:53:58	6:45-7:00	28.20754	-82.3767	70.16
16087	Point	10/5/2021	18:53:59	6:45-7:00	28.20729	-82.3769	70.94
16088	Point	10/5/2021	18:54:00	6:45-7:00	28.20704	-82.3771	70.8
16089	Point	10/5/2021	18:54:01	6:45-7:00	28.20679	-82.3772	70.58
16090	Point	10/5/2021	18:54:02	6:45-7:00	28.20654	-82.3774	71.28
16091	Point	10/5/2021	18:54:03	6:45-7:00	28.20629	-82.3775	70.38
16092	Point	10/5/2021	18:54:04	6:45-7:00	28.20604	-82.3777	70.4
16093	Point	10/5/2021	18:54:05	6:45-7:00	28.2058	-82.3778	69.93
16094	Point	10/5/2021	18:54:06	6:45-7:00	28.20555	-82.378	69.85
16095	Point	10/5/2021	18:54:07	6:45-7:00	28.20529	-82.3781	70.49
16096	Point	10/5/2021	18:54:08	6:45-7:00	28.20505	-82.3783	70
16097	Point	10/5/2021	18:54:09	6:45-7:00	28.2048	-82.3784	69.39
16098	Point	10/5/2021	18:54:10	6:45-7:00	28.20456	-82.3786	68.59
16099	Point	10/5/2021	18:54:11	6:45-7:00	28.20432	-82.3787	67.9
16100	Point	10/5/2021	18:54:12	6:45-7:00	28.20408	-82.3788	67.35
16101	Point	10/5/2021	18:54:13	6:45-7:00	28.20384	-82.379	67.54
23260	Point	10/5/2021	18:54:14	6:45-7:00	28.20972	-82.3752	74.94
16102	Point	10/5/2021	18:54:14	6:45-7:00	28.2036	-82.3791	66.78
23261	Point	10/5/2021	18:54:15	6:45-7:00	28.20947	-82.3754	75.15
16103	Point	10/5/2021	18:54:15	6:45-7:00	28.20336	-82.3793	66.83
23262	Point	10/5/2021	18:54:16	6:45-7:00	28.20922	-82.3756	75.32
16104	Point	10/5/2021	18:54:16	6:45-7:00	28.20312	-82.3794	66.76
23263	Point	10/5/2021	18:54:17	6:45-7:00	28.20896	-82.3757	75.51
16105	Point	10/5/2021	18:54:17	6:45-7:00	28.20287	-82.3795	67.66
23264	Point	10/5/2021	18:54:18	6:45-7:00	28.2087	-82.3759	75.6
16106	Point	10/5/2021	18:54:18	6:45-7:00	28.20262	-82.3797	68.34
23265	Point	10/5/2021	18:54:19	6:45-7:00	28.20844	-82.3761	75.37
16107	Point	10/5/2021	18:54:19	6:45-7:00	28.20237	-82.3798	69.09
23266	Point	10/5/2021	18:54:20	6:45-7:00	28.20818	-82.3763	74.41
16108	Point	10/5/2021	18:54:20	6:45-7:00	28.20213	-82.38	68.88
23267	Point	10/5/2021	18:54:21	6:45-7:00	28.20792	-82.3765	74.45
16109	Point	10/5/2021	18:54:21	6:45-7:00	28.20188	-82.3801	69.4
23268	Point	10/5/2021	18:54:22	6:45-7:00	28.20766	-82.3767	74.66
16110	Point	10/5/2021	18:54:22	6:45-7:00	28.20163	-82.3803	69.79
23269	Point	10/5/2021	18:54:23	6:45-7:00	28.2074	-82.3768	74.27
16111	Point	10/5/2021	18:54:23	6:45-7:00	28.20137	-82.3804	70.38
23270	Point	10/5/2021	18:54:24	6:45-7:00	28.20714	-82.377	74.44
16112	Point	10/5/2021	18:54:24	6:45-7:00	28.20112	-82.3806	70.83
23271	Point	10/5/2021	18:54:25	6:45-7:00	28.20688	-82.3772	73.66

DocuSign Envelope ID: 00F7F873-2213-453E-A7D6-7A719BA1E281

16113	Point	10/5/2021	18:54:25	6:45-7:00	28.20086	-82.3807	71.25
23272	Point	10/5/2021	18:54:26	6:45-7:00	28.20662	-82.3773	73.36
16114	Point	10/5/2021	18:54:26	6:45-7:00	28.20061	-82.3808	70.7
23273	Point	10/5/2021	18:54:27	6:45-7:00	28.20636	-82.3775	73.69
16115	Point	10/5/2021	18:54:27	6:45-7:00	28.20035	-82.381	70.1
23274	Point	10/5/2021	18:54:28	6:45-7:00	28.2061	-82.3776	73.58
16116	Point	10/5/2021	18:54:28	6:45-7:00	28.2001	-82.3811	69.69
23275	Point	10/5/2021	18:54:29	6:45-7:00	28.20584	-82.3778	73.96
16117	Point	10/5/2021	18:54:29	6:45-7:00	28.19985	-82.3812	69.09
23276	Point	10/5/2021	18:54:30	6:45-7:00	28.20557	-82.3779	74.49
16118	Point	10/5/2021	18:54:30	6:45-7:00	28.19961	-82.3814	68.98
23277	Point	10/5/2021	18:54:31	6:45-7:00	28.2053	-82.3781	74.3
16119	Point	10/5/2021	18:54:31	6:45-7:00	28.19936	-82.3815	68.52
23278	Point	10/5/2021	18:54:32	6:45-7:00	28.20503	-82.3783	74.72
16120	Point	10/5/2021	18:54:32	6:45-7:00	28.19911	-82.3817	68.76
23279	Point	10/5/2021	18:54:33	6:45-7:00	28.20476	-82.3784	75.23
16121	Point	10/5/2021	18:54:33	6:45-7:00	28.19888	-82.3818	67.6
23280	Point	10/5/2021	18:54:34	6:45-7:00	28.20449	-82.3786	75.71
16122	Point	10/5/2021	18:54:34	6:45-7:00	28.19863	-82.3819	67.54
23281	Point	10/5/2021	18:54:35	6:45-7:00	28.20422	-82.3787	76.35
16123	Point	10/5/2021	18:54:35	6:45-7:00	28.19839	-82.3821	66.85
23282	Point	10/5/2021	18:54:36	6:45-7:00	28.20395	-82.3789	76.76
16124	Point	10/5/2021	18:54:36	6:45-7:00	28.19815	-82.3822	67.37
23283	Point	10/5/2021	18:54:37	6:45-7:00	28.20367	-82.379	77.15
16125	Point	10/5/2021	18:54:37	6:45-7:00	28.19791	-82.3824	66.99
23284	Point	10/5/2021	18:54:38	6:45-7:00	28.2034	-82.3792	77.18
16126	Point	10/5/2021	18:54:38	6:45-7:00	28.19767	-82.3825	66.73
23285	Point	10/5/2021	18:54:39	6:45-7:00	28.20312	-82.3793	76.5
16127	Point	10/5/2021	18:54:39	6:45-7:00	28.19744	-82.3826	65.87
23286	Point	10/5/2021	18:54:40	6:45-7:00	28.20284	-82.3795	76.78
16128	Point	10/5/2021	18:54:40	6:45-7:00	28.1972	-82.3828	66.63
23287	Point	10/5/2021	18:54:41	6:45-7:00	28.20257	-82.3797	76.84
16129	Point	10/5/2021	18:54:41	6:45-7:00	28.19696	-82.3829	66.81
23288	Point	10/5/2021	18:54:42	6:45-7:00	28.20229	-82.3798	77.06
16130	Point	10/5/2021	18:54:42	6:45-7:00	28.19672	-82.383	66.58
23289	Point	10/5/2021	18:54:43	6:45-7:00	28.20202	-82.38	76.85
16131	Point	10/5/2021	18:54:43	6:45-7:00	28.19648	-82.3832	66.91
23290	Point	10/5/2021	18:54:44	6:45-7:00	28.20174	-82.3801	77.05
16132	Point	10/5/2021	18:54:44	6:45-7:00	28.19624	-82.3833	67.15
23291	Point	10/5/2021	18:54:45	6:45-7:00	28.20147	-82.3803	77.42
16133	Point	10/5/2021	18:54:45	6:45-7:00	28.19599	-82.3834	68.46
23292	Point	10/5/2021	18:54:46	6:45-7:00	28.2012	-82.3805	77.7
16134	Point	10/5/2021	18:54:46	6:45-7:00	28.19574	-82.3836	68.52
23293	Point	10/5/2021	18:54:47	6:45-7:00	28.20092	-82.3806	77.78
16135	Point	10/5/2021	18:54:47	6:45-7:00	28.19548	-82.3837	68.88
23294	Point	10/5/2021	18:54:48	6:45-7:00	28.20064	-82.3808	77.45
16136	Point	10/5/2021	18:54:48	6:45-7:00	28.19523	-82.3838	69.33

DocuSign Envelope ID: 00F7F873-2213-453E-A7D6-7A719BA1E281

23295	Point	10/5/2021	18:54:49	6:45-7:00	28.20037	-82.3809	77.54
16137	Point	10/5/2021	18:54:49	6:45-7:00	28.19497	-82.384	70
23296	Point	10/5/2021	18:54:50	6:45-7:00	28.20009	-82.3811	77.74
16138	Point	10/5/2021	18:54:50	6:45-7:00	28.19471	-82.3841	70.44
23297	Point	10/5/2021	18:54:51	6:45-7:00	28.1998	-82.3813	78.04
16139	Point	10/5/2021	18:54:51	6:45-7:00	28.19445	-82.3842	70.34
23298	Point	10/5/2021	18:54:52	6:45-7:00	28.19952	-82.3814	78.04
16140	Point	10/5/2021	18:54:52	6:45-7:00	28.19419	-82.3843	70.24
23299	Point	10/5/2021	18:54:53	6:45-7:00	28.19925	-82.3816	77.96
16141	Point	10/5/2021	18:54:53	6:45-7:00	28.19393	-82.3845	70.35
23300	Point	10/5/2021	18:54:54	6:45-7:00	28.19897	-82.3818	77.42
16142	Point	10/5/2021	18:54:54	6:45-7:00	28.19367	-82.3846	70.42
23301	Point	10/5/2021	18:54:55	6:45-7:00	28.19869	-82.3819	76.35
16143	Point	10/5/2021	18:54:55	6:45-7:00	28.19339	-82.3847	70.82
23302	Point	10/5/2021	18:54:56	6:45-7:00	28.19842	-82.3821	75.32
16144	Point	10/5/2021	18:54:56	6:45-7:00	28.19313	-82.3848	70.51
23303	Point	10/5/2021	18:54:57	6:45-7:00	28.19816	-82.3822	75.11
16145	Point	10/5/2021	18:54:57	6:45-7:00	28.19286	-82.3849	70.13
23304	Point	10/5/2021	18:54:58	6:45-7:00	28.19789	-82.3824	74.9
16146	Point	10/5/2021	18:54:58	6:45-7:00	28.1926	-82.385	69.78
23305	Point	10/5/2021	18:54:59	6:45-7:00	28.19763	-82.3825	74.79
16147	Point	10/5/2021	18:54:59	6:45-7:00	28.19234	-82.3852	69.34
23306	Point	10/5/2021	18:55:00	6:45-7:00	28.19736	-82.3827	74.59
16148	Point	10/5/2021	18:55:00	6:45-7:00	28.19208	-82.3853	69.26
23307	Point	10/5/2021	18:55:01	6:45-7:00	28.19709	-82.3829	74.64
16149	Point	10/5/2021	18:55:01	6:45-7:00	28.19182	-82.3854	69.02
23308	Point	10/5/2021	18:55:02	6:45-7:00	28.19682	-82.383	74.76
16150	Point	10/5/2021	18:55:02	6:45-7:00	28.19156	-82.3855	68.66
23309	Point	10/5/2021	18:55:03	6:45-7:00	28.19655	-82.3831	74.91
16151	Point	10/5/2021	18:55:03	6:45-7:00	28.1913	-82.3856	68.68
23310	Point	10/5/2021	18:55:04	6:45-7:00	28.19628	-82.3833	75.24
16152	Point	10/5/2021	18:55:04	6:45-7:00	28.19104	-82.3857	68.74
23311	Point	10/5/2021	18:55:05	6:45-7:00	28.196	-82.3834	75.73
16153	Point	10/5/2021	18:55:05	6:45-7:00	28.19078	-82.3858	69.26
23312	Point	10/5/2021	18:55:06	6:45-7:00	28.19572	-82.3836	76.26
16154	Point	10/5/2021	18:55:06	6:45-7:00	28.19053	-82.3859	68.74
23313	Point	10/5/2021	18:55:07	6:45-7:00	28.19544	-82.3837	76.86
16155	Point	10/5/2021	18:55:07	6:45-7:00	28.19027	-82.386	68.11
23314	Point	10/5/2021	18:55:08	6:45-7:00	28.19516	-82.3839	77.22
16156	Point	10/5/2021	18:55:08	6:45-7:00	28.19001	-82.3862	68.44
23315	Point	10/5/2021	18:55:09	6:45-7:00	28.19487	-82.384	77.53
16157	Point	10/5/2021	18:55:09	6:45-7:00	28.18976	-82.3863	68.01
23316	Point	10/5/2021	18:55:10	6:45-7:00	28.19458	-82.3842	77.76
16158	Point	10/5/2021	18:55:10	6:45-7:00	28.1895	-82.3864	68.27
23317	Point	10/5/2021	18:55:11	6:45-7:00	28.19428	-82.3843	78.15
16159	Point	10/5/2021	18:55:11	6:45-7:00	28.18925	-82.3865	67.78
23318	Point	10/5/2021	18:55:12	6:45-7:00	28.19399	-82.3844	78.17

DocuSign Envelope ID: 00F7F873-2213-453E-A7D6-7A719BA1E281

16160	Point	10/5/2021	18:55:12	6:45-7:00	28.18899	-82.3866	68.14
23319	Point	10/5/2021	18:55:13	6:45-7:00	28.19371	-82.3846	77.84
16161	Point	10/5/2021	18:55:13	6:45-7:00	28.18873	-82.3867	68.19
23320	Point	10/5/2021	18:55:14	6:45-7:00	28.19342	-82.3847	76.62
16162	Point	10/5/2021	18:55:14	6:45-7:00	28.18847	-82.3868	68.2
23321	Point	10/5/2021	18:55:15	6:45-7:00	28.19314	-82.3848	76.06
16163	Point	10/5/2021	18:55:15	6:45-7:00	28.18822	-82.3869	68.12
23322	Point	10/5/2021	18:55:16	6:45-7:00	28.19285	-82.385	75.51
16164	Point	10/5/2021	18:55:16	6:45-7:00	28.18796	-82.387	68.05
23323	Point	10/5/2021	18:55:17	6:45-7:00	28.19257	-82.3851	74.52
16165	Point	10/5/2021	18:55:17	6:45-7:00	28.18771	-82.3871	67.6
23324	Point	10/5/2021	18:55:18	6:45-7:00	28.19229	-82.3852	74.52
16166	Point	10/5/2021	18:55:18	6:45-7:00	28.18745	-82.3872	67.43
23325	Point	10/5/2021	18:55:19	6:45-7:00	28.19201	-82.3853	74.57
16167	Point	10/5/2021	18:55:19	6:45-7:00	28.1872	-82.3873	67.66
23326	Point	10/5/2021	18:55:20	6:45-7:00	28.19172	-82.3854	74.84
16168	Point	10/5/2021	18:55:20	6:45-7:00	28.18694	-82.3874	67.27
23327	Point	10/5/2021	18:55:21	6:45-7:00	28.19144	-82.3855	75.1
16169	Point	10/5/2021	18:55:21	6:45-7:00	28.18669	-82.3876	67.44
23328	Point	10/5/2021	18:55:22	6:45-7:00	28.19116	-82.3856	74.37
16170	Point	10/5/2021	18:55:22	6:45-7:00	28.18643	-82.3877	67.67
23329	Point	10/5/2021	18:55:23	6:45-7:00	28.19088	-82.3858	74.57
16171	Point	10/5/2021	18:55:23	6:45-7:00	28.18617	-82.3878	67.99
23330	Point	10/5/2021	18:55:24	6:45-7:00	28.1906	-82.3859	74.13
16172	Point	10/5/2021	18:55:24	6:45-7:00	28.18591	-82.3879	68.2
23331	Point	10/5/2021	18:55:25	6:45-7:00	28.19032	-82.386	73.69
16173	Point	10/5/2021	18:55:25	6:45-7:00	28.18565	-82.388	68.16
23332	Point	10/5/2021	18:55:26	6:45-7:00	28.19004	-82.3861	73.42
16174	Point	10/5/2021	18:55:26	6:45-7:00	28.18539	-82.3881	68.95
23333	Point	10/5/2021	18:55:27	6:45-7:00	28.18975	-82.3862	73.52
16175	Point	10/5/2021	18:55:27	6:45-7:00	28.18513	-82.3882	69.21
23334	Point	10/5/2021	18:55:28	6:45-7:00	28.18948	-82.3864	73.46
16176	Point	10/5/2021	18:55:28	6:45-7:00	28.18487	-82.3883	69.46
23335	Point	10/5/2021	18:55:29	6:45-7:00	28.1892	-82.3865	73.51
16177	Point	10/5/2021	18:55:29	6:45-7:00	28.1846	-82.3884	70.27
23336	Point	10/5/2021	18:55:30	6:45-7:00	28.18893	-82.3866	73.23
16178	Point	10/5/2021	18:55:30	6:45-7:00	28.18433	-82.3885	71.07
23337	Point	10/5/2021	18:55:31	6:45-7:00	28.18866	-82.3867	73.01
16179	Point	10/5/2021	18:55:31	6:45-7:00	28.18406	-82.3887	70.48
23338	Point	10/5/2021	18:55:32	6:45-7:00	28.18838	-82.3868	72.82
16180	Point	10/5/2021	18:55:32	6:45-7:00	28.18379	-82.3888	70.74
23339	Point	10/5/2021	18:55:33	6:45-7:00	28.1881	-82.3869	72.45
16181	Point	10/5/2021	18:55:33	6:45-7:00	28.18351	-82.3889	71.98
23340	Point	10/5/2021	18:55:34	6:45-7:00	28.18783	-82.387	72.14
16182	Point	10/5/2021	18:55:34	6:45-7:00	28.18324	-82.389	72.16
23341	Point	10/5/2021	18:55:35	6:45-7:00	28.18755	-82.3872	72.04
16183	Point	10/5/2021	18:55:35	6:45-7:00	28.18296	-82.3891	72.68

DocuSign Envelope ID: 00F7F873-2213-453E-A7D6-7A719BA1E281

23342	Point	10/5/2021	18:55:36	6:45-7:00	28.18728	-82.3873	72.32
16184	Point	10/5/2021	18:55:36	6:45-7:00	28.18269	-82.3892	72.53
23343	Point	10/5/2021	18:55:37	6:45-7:00	28.187	-82.3874	72.43
16185	Point	10/5/2021	18:55:37	6:45-7:00	28.18241	-82.3894	72.91
23344	Point	10/5/2021	18:55:38	6:45-7:00	28.18673	-82.3875	72.05
16186	Point	10/5/2021	18:55:38	6:45-7:00	28.18214	-82.3895	72.21
23345	Point	10/5/2021	18:55:39	6:45-7:00	28.18647	-82.3876	71.73
16187	Point	10/5/2021	18:55:39	6:45-7:00	28.18186	-82.3896	72.12
23346	Point	10/5/2021	18:55:40	6:45-7:00	28.18619	-82.3877	72.12
16188	Point	10/5/2021	18:55:40	6:45-7:00	28.18159	-82.3897	71.63
23347	Point	10/5/2021	18:55:41	6:45-7:00	28.18592	-82.3878	72.75
16189	Point	10/5/2021	18:55:41	6:45-7:00	28.18132	-82.3898	71.43
23348	Point	10/5/2021	18:55:42	6:45-7:00	28.18564	-82.388	73.27
16190	Point	10/5/2021	18:55:42	6:45-7:00	28.18105	-82.3899	71.17
23349	Point	10/5/2021	18:55:43	6:45-7:00	28.18537	-82.3881	73.58
16191	Point	10/5/2021	18:55:43	6:45-7:00	28.18079	-82.39	70.81
23350	Point	10/5/2021	18:55:44	6:45-7:00	28.18509	-82.3882	73.69
16192	Point	10/5/2021	18:55:44	6:45-7:00	28.18052	-82.3902	70.64
23351	Point	10/5/2021	18:55:45	6:45-7:00	28.18481	-82.3883	73.78
16193	Point	10/5/2021	18:55:45	6:45-7:00	28.18026	-82.3903	69.99
23352	Point	10/5/2021	18:55:46	6:45-7:00	28.18454	-82.3884	72.98
16194	Point	10/5/2021	18:55:46	6:45-7:00	28.17999	-82.3904	69.52
23353	Point	10/5/2021	18:55:47	6:45-7:00	28.18427	-82.3885	72.06
16195	Point	10/5/2021	18:55:47	6:45-7:00	28.17973	-82.3905	69.06
23354	Point	10/5/2021	18:55:48	6:45-7:00	28.184	-82.3886	71.15
16196	Point	10/5/2021	18:55:48	6:45-7:00	28.17947	-82.3906	68.65
23355	Point	10/5/2021	18:55:49	6:45-7:00	28.18374	-82.3888	70.33
16197	Point	10/5/2021	18:55:49	6:45-7:00	28.17922	-82.3907	68.22
23356	Point	10/5/2021	18:55:50	6:45-7:00	28.18347	-82.3889	70.72
16198	Point	10/5/2021	18:55:50	6:45-7:00	28.17896	-82.3908	67.71
23357	Point	10/5/2021	18:55:51	6:45-7:00	28.1832	-82.389	70.33
16199	Point	10/5/2021	18:55:51	6:45-7:00	28.1787	-82.3909	68.4
23358	Point	10/5/2021	18:55:52	6:45-7:00	28.18294	-82.3891	70.02
16200	Point	10/5/2021	18:55:52	6:45-7:00	28.17843	-82.391	68.98
23359	Point	10/5/2021	18:55:53	6:45-7:00	28.18268	-82.3892	69.71
16201	Point	10/5/2021	18:55:53	6:45-7:00	28.17817	-82.3911	69.08
23360	Point	10/5/2021	18:55:54	6:45-7:00	28.18242	-82.3893	69.27
16202	Point	10/5/2021	18:55:54	6:45-7:00	28.17791	-82.3913	69.38
23361	Point	10/5/2021	18:55:55	6:45-7:00	28.18217	-82.3894	68.57
16203	Point	10/5/2021	18:55:55	6:45-7:00	28.17764	-82.3914	70.23
23362	Point	10/5/2021	18:55:56	6:45-7:00	28.18191	-82.3895	68.22
16204	Point	10/5/2021	18:55:56	6:45-7:00	28.17738	-82.3915	70.57
23363	Point	10/5/2021	18:55:57	6:45-7:00	28.18166	-82.3896	67.84
16205	Point	10/5/2021	18:55:57	6:45-7:00	28.17712	-82.3916	70.11
23364	Point	10/5/2021	18:55:58	6:45-7:00	28.18141	-82.3898	67.68
16206	Point	10/5/2021	18:55:58	6:45-7:00	28.17686	-82.3917	69.83
23365	Point	10/5/2021	18:55:59	6:45-7:00	28.18116	-82.3899	67.66

DocuSign Envelope ID: 00F7F873-2213-453E-A7D6-7A719BA1E281

16207	Point	10/5/2021	18:55:59	6:45-7:00	28.1766	-82.3918	69.77
23366	Point	10/5/2021	18:56:00	6:45-7:00	28.18091	-82.39	67.42
16208	Point	10/5/2021	18:56:00	6:45-7:00	28.17634	-82.3919	69.87
23367	Point	10/5/2021	18:56:01	6:45-7:00	28.18066	-82.3901	67.66
16209	Point	10/5/2021	18:56:01	6:45-7:00	28.17607	-82.3921	69.86
23368	Point	10/5/2021	18:56:02	6:45-7:00	28.1804	-82.3902	68.11
23369	Point	10/5/2021	18:56:03	6:45-7:00	28.18014	-82.3903	68.63
23370	Point	10/5/2021	18:56:04	6:45-7:00	28.17987	-82.3904	69
23371	Point	10/5/2021	18:56:05	6:45-7:00	28.17962	-82.3905	69.07
23372	Point	10/5/2021	18:56:06	6:45-7:00	28.17936	-82.3906	69.45
23373	Point	10/5/2021	18:56:07	6:45-7:00	28.1791	-82.3907	69.81
23374	Point	10/5/2021	18:56:08	6:45-7:00	28.17884	-82.3908	70.26
23375	Point	10/5/2021	18:56:09	6:45-7:00	28.17857	-82.391	70.84
23376	Point	10/5/2021	18:56:10	6:45-7:00	28.1783	-82.3911	71.26
23377	Point	10/5/2021	18:56:11	6:45-7:00	28.17802	-82.3912	71.35
23378	Point	10/5/2021	18:56:12	6:45-7:00	28.17775	-82.3913	71.58
23379	Point	10/5/2021	18:56:13	6:45-7:00	28.17748	-82.3914	71.63
23380	Point	10/5/2021	18:56:14	6:45-7:00	28.17721	-82.3915	70.94
23381	Point	10/5/2021	18:56:15	6:45-7:00	28.17694	-82.3916	71.15
23382	Point	10/5/2021	18:56:16	6:45-7:00	28.17667	-82.3918	71.18
23383	Point	10/5/2021	18:56:17	6:45-7:00	28.1764	-82.3919	71.54
23384	Point	10/5/2021	18:56:18	6:45-7:00	28.17612	-82.392	71.86
23385	Point	10/5/2021	18:56:19	6:45-7:00	28.17585	-82.3921	71.95
23386	Point	10/5/2021	18:56:20	6:45-7:00	28.17558	-82.3922	71.98
23387	Point	10/5/2021	18:56:21	6:45-7:00	28.1753	-82.3923	72.19
23388	Point	10/5/2021	18:56:22	6:45-7:00	28.17503	-82.3924	71.72
23389	Point	10/5/2021	18:56:23	6:45-7:00	28.17476	-82.3926	71.55
23390	Point	10/5/2021	18:56:24	6:45-7:00	28.17448	-82.3927	71.08
23391	Point	10/5/2021	18:56:25	6:45-7:00	28.17422	-82.3928	70.81
23392	Point	10/5/2021	18:56:26	6:45-7:00	28.17395	-82.3929	70.76
23393	Point	10/5/2021	18:56:27	6:45-7:00	28.17369	-82.393	70.84
23394	Point	10/5/2021	18:56:28	6:45-7:00	28.17343	-82.3931	70.84
23395	Point	10/5/2021	18:56:29	6:45-7:00	28.17316	-82.3932	71.13
23396	Point	10/5/2021	18:56:30	6:45-7:00	28.17288	-82.3934	71.49
23397	Point	10/5/2021	18:56:31	6:45-7:00	28.1726	-82.3935	71.73
23398	Point	10/5/2021	18:56:32	6:45-7:00	28.17233	-82.3936	72.11
23399	Point	10/5/2021	18:56:33	6:45-7:00	28.17205	-82.3937	72.28
23400	Point	10/5/2021	18:56:34	6:45-7:00	28.17177	-82.3938	71.92
23401	Point	10/5/2021	18:56:35	6:45-7:00	28.1715	-82.3939	71.53
23402	Point	10/5/2021	18:56:36	6:45-7:00	28.17123	-82.394	71.37
23403	Point	10/5/2021	18:56:37	6:45-7:00	28.17096	-82.3941	71.14
23404	Point	10/5/2021	18:56:38	6:45-7:00	28.17069	-82.3942	70.92
23405	Point	10/5/2021	18:56:39	6:45-7:00	28.17043	-82.3944	70.79
23406	Point	10/5/2021	18:56:40	6:45-7:00	28.17016	-82.3944	71.01
23407	Point	10/5/2021	18:56:41	6:45-7:00	28.16988	-82.3945	71.33
23408	Point	10/5/2021	18:56:42	6:45-7:00	28.16961	-82.3946	70.99
23409	Point	10/5/2021	18:56:43	6:45-7:00	28.16933	-82.3947	70.88

DocuSign Envelope ID: 00F7F873-2213-453E-A7D6-7A719BA1E281

23410	Point	10/5/2021	18:56:44	6:45-7:00	28.16905	-82.3948	71.2
23411	Point	10/5/2021	18:56:45	6:45-7:00	28.16878	-82.3948	71.55
23412	Point	10/5/2021	18:56:46	6:45-7:00	28.1685	-82.3949	71.21
23413	Point	10/5/2021	18:56:50	6:45-7:00	28.16821	-82.395	70.93
23414	Point	10/5/2021	18:56:50	6:45-7:00	28.16792	-82.395	71.4
23415	Point	10/5/2021	18:56:50	6:45-7:00	28.16763	-82.3951	71.29
23416	Point	10/5/2021	18:56:50	6:45-7:00	28.16735	-82.3951	70.94
23417	Point	10/5/2021	18:56:51	6:45-7:00	28.16707	-82.3952	70.9
23418	Point	10/5/2021	18:56:52	6:45-7:00	28.16678	-82.3952	70.84
23419	Point	10/5/2021	18:56:53	6:45-7:00	28.1665	-82.3952	70.57
23420	Point	10/5/2021	18:56:54	6:45-7:00	28.16622	-82.3952	70.81
23421	Point	10/5/2021	18:56:55	6:45-7:00	28.16593	-82.3952	70.74
23422	Point	10/5/2021	18:56:56	6:45-7:00	28.16565	-82.3953	70.01
23423	Point	10/5/2021	18:56:57	6:45-7:00	28.16537	-82.3953	70.3
23424	Point	10/5/2021	18:56:58	6:45-7:00	28.16509	-82.3953	70.19
23425	Point	10/5/2021	18:56:59	6:45-7:00	28.16481	-82.3953	70.06
23426	Point	10/5/2021	18:57:00	6:45-7:00	28.16453	-82.3952	69.76
23427	Point	10/5/2021	18:57:01	6:45-7:00	28.16425	-82.3952	69.37
23428	Point	10/5/2021	18:57:02	6:45-7:00	28.16397	-82.3952	69.47
23429	Point	10/5/2021	18:57:03	6:45-7:00	28.16369	-82.3951	69.59
23430	Point	10/5/2021	18:57:04	6:45-7:00	28.16341	-82.3951	69.82
23431	Point	10/5/2021	18:57:05	6:45-7:00	28.16313	-82.3951	70.17
23432	Point	10/5/2021	18:57:06	6:45-7:00	28.16285	-82.395	70.41
23433	Point	10/5/2021	18:57:07	6:45-7:00	28.16256	-82.3949	70.78
23434	Point	10/5/2021	18:57:08	6:45-7:00	28.16228	-82.3949	71.08
23435	Point	10/5/2021	18:57:09	6:45-7:00	28.162	-82.3948	71.4
23436	Point	10/5/2021	18:57:10	6:45-7:00	28.16172	-82.3947	71.71
23437	Point	10/5/2021	18:57:11	6:45-7:00	28.16144	-82.3947	72
23438	Point	10/5/2021	18:57:12	6:45-7:00	28.16116	-82.3946	72.35
23439	Point	10/5/2021	18:57:13	6:45-7:00	28.16088	-82.3945	72.65
23440	Point	10/5/2021	18:57:14	6:45-7:00	28.1606	-82.3944	72.96
8393	Point	10/5/2021	19:02:25	X	28.20973	-82.3752	75.42
8394	Point	10/5/2021	19:02:26	X	28.20947	-82.3754	75.23
8395	Point	10/5/2021	19:02:27	X	28.20922	-82.3756	75.2
8396	Point	10/5/2021	19:02:28	X	28.20896	-82.3758	74.95
8397	Point	10/5/2021	19:02:29	X	28.20871	-82.3759	74.92
8398	Point	10/5/2021	19:02:30	X	28.20845	-82.3761	75.18
8399	Point	10/5/2021	19:02:31	X	28.20819	-82.3763	75.54
8400	Point	10/5/2021	19:02:32	X	28.20793	-82.3765	75.81
8401	Point	10/5/2021	19:02:33	X	28.20766	-82.3766	75.77
8402	Point	10/5/2021	19:02:34	X	28.2074	-82.3768	75.93
8403	Point	10/5/2021	19:02:35	X	28.20714	-82.377	75.94
8404	Point	10/5/2021	19:02:36	X	28.20687	-82.3772	75.9
8405	Point	10/5/2021	19:02:37	X	28.2066	-82.3773	75.73
8406	Point	10/5/2021	19:02:38	X	28.20634	-82.3775	75.76
8407	Point	10/5/2021	19:02:39	X	28.20607	-82.3777	75.39
8408	Point	10/5/2021	19:02:40	X	28.20581	-82.3778	75.02

DocuSign Envelope ID: 00F7F873-2213-453E-A7D6-7A719BA1E281

8409	Point	10/5/2021	19:02:41	X	28.20554	-82.378	74.75
8410	Point	10/5/2021	19:02:42	X	28.20527	-82.3781	74.4
8411	Point	10/5/2021	19:02:43	X	28.20501	-82.3783	74.18
8412	Point	10/5/2021	19:02:44	X	28.20474	-82.3785	73.71
8413	Point	10/5/2021	19:02:45	X	28.20448	-82.3786	73.38
8414	Point	10/5/2021	19:02:46	X	28.20422	-82.3788	73.04
8415	Point	10/5/2021	19:02:47	X	28.20396	-82.3789	72.76
8416	Point	10/5/2021	19:02:48	X	28.2037	-82.3791	72.41
8417	Point	10/5/2021	19:02:49	X	28.20344	-82.3792	72.1
8418	Point	10/5/2021	19:02:50	X	28.20318	-82.3794	72.32
8419	Point	10/5/2021	19:02:51	X	28.20292	-82.3795	72.29
8420	Point	10/5/2021	19:02:52	X	28.20267	-82.3797	72.43
8421	Point	10/5/2021	19:02:53	X	28.2024	-82.3798	72.48
8422	Point	10/5/2021	19:02:54	X	28.20214	-82.38	72.64
8423	Point	10/5/2021	19:02:55	X	28.20188	-82.3801	72.82
8424	Point	10/5/2021	19:02:56	X	28.20162	-82.3803	72.55
8425	Point	10/5/2021	19:02:57	X	28.20137	-82.3804	71.87
8426	Point	10/5/2021	19:02:58	X	28.20111	-82.3806	71.62
8427	Point	10/5/2021	19:02:59	X	28.20085	-82.3807	72
8428	Point	10/5/2021	19:03:00	X	28.20059	-82.3808	72.3
8429	Point	10/5/2021	19:03:01	X	28.20032	-82.381	72.6
8430	Point	10/5/2021	19:03:02	X	28.20006	-82.3811	72.69
8431	Point	10/5/2021	19:03:03	X	28.1998	-82.3813	73.41
8432	Point	10/5/2021	19:03:04	X	28.19953	-82.3814	73.83
8433	Point	10/5/2021	19:03:05	X	28.19927	-82.3816	73.86
8434	Point	10/5/2021	19:03:06	X	28.199	-82.3818	73.88
8435	Point	10/5/2021	19:03:07	X	28.19874	-82.3819	73.73
8436	Point	10/5/2021	19:03:08	X	28.19848	-82.3821	73.79
8437	Point	10/5/2021	19:03:09	X	28.19821	-82.3822	73.57
8438	Point	10/5/2021	19:03:10	X	28.19794	-82.3824	73.55
8439	Point	10/5/2021	19:03:11	X	28.19768	-82.3825	73.53
8440	Point	10/5/2021	19:03:12	X	28.19742	-82.3827	73.59
8441	Point	10/5/2021	19:03:13	X	28.19715	-82.3828	73.86
8442	Point	10/5/2021	19:03:14	X	28.19689	-82.383	73.99
8443	Point	10/5/2021	19:03:15	X	28.19662	-82.3831	74.05
8444	Point	10/5/2021	19:03:16	X	28.19635	-82.3833	74.04
8445	Point	10/5/2021	19:03:17	X	28.19608	-82.3834	74.11
8446	Point	10/5/2021	19:03:18	X	28.19581	-82.3836	74.5
8447	Point	10/5/2021	19:03:19	X	28.19553	-82.3837	74.53
8448	Point	10/5/2021	19:03:20	X	28.19526	-82.3838	74.77
8449	Point	10/5/2021	19:03:21	X	28.19498	-82.384	74.74
8450	Point	10/5/2021	19:03:22	X	28.19471	-82.3841	74.95
8451	Point	10/5/2021	19:03:23	X	28.19443	-82.3842	74.9
8452	Point	10/5/2021	19:03:24	X	28.19415	-82.3844	74.58
8453	Point	10/5/2021	19:03:25	X	28.19387	-82.3845	74.63
8454	Point	10/5/2021	19:03:26	X	28.19359	-82.3846	74.63
8455	Point	10/5/2021	19:03:27	X	28.19331	-82.3847	74.63

DocuSign Envelope ID: 00F7F873-2213-453E-A7D6-7A719BA1E281

8456	Point	10/5/2021	19:03:28	X	28.19302	-82.3849	74.71
8457	Point	10/5/2021	19:03:29	X	28.19274	-82.385	74.69
8458	Point	10/5/2021	19:03:30	X	28.19246	-82.3851	74.63
8459	Point	10/5/2021	19:03:31	X	28.19217	-82.3852	74.68
8460	Point	10/5/2021	19:03:32	X	28.19189	-82.3853	74.76
8461	Point	10/5/2021	19:03:33	X	28.19161	-82.3855	74.93
8462	Point	10/5/2021	19:03:34	X	28.19132	-82.3856	75.15
8463	Point	10/5/2021	19:03:35	X	28.19104	-82.3857	75.42
8464	Point	10/5/2021	19:03:36	X	28.19075	-82.3858	75.65
8465	Point	10/5/2021	19:03:37	X	28.19046	-82.3859	76.01
8466	Point	10/5/2021	19:03:38	X	28.19018	-82.3861	76.36
8467	Point	10/5/2021	19:03:39	X	28.18989	-82.3862	76.17
8468	Point	10/5/2021	19:03:40	X	28.1896	-82.3863	75.72
8469	Point	10/5/2021	19:03:41	X	28.18932	-82.3864	75.28
8470	Point	10/5/2021	19:03:42	X	28.18904	-82.3866	75.33
8471	Point	10/5/2021	19:03:43	X	28.18875	-82.3867	75.44
8472	Point	10/5/2021	19:03:44	X	28.18847	-82.3868	75.17
8473	Point	10/5/2021	19:03:45	X	28.18818	-82.3869	75.42
8474	Point	10/5/2021	19:03:46	X	28.1879	-82.387	75.59
8475	Point	10/5/2021	19:03:47	X	28.18761	-82.3872	75.54
8476	Point	10/5/2021	19:03:48	X	28.18733	-82.3873	75.26
8477	Point	10/5/2021	19:03:49	X	28.18704	-82.3874	75.41
8478	Point	10/5/2021	19:03:50	X	28.18675	-82.3875	75.47
8479	Point	10/5/2021	19:03:51	X	28.18647	-82.3876	75.52
8480	Point	10/5/2021	19:03:52	X	28.18619	-82.3878	75.82
8481	Point	10/5/2021	19:03:53	X	28.18589	-82.3879	76.58
8482	Point	10/5/2021	19:03:54	X	28.1856	-82.388	76.87
8483	Point	10/5/2021	19:03:55	X	28.18531	-82.3881	77.05
8484	Point	10/5/2021	19:03:56	X	28.18502	-82.3883	76.73
8485	Point	10/5/2021	19:03:57	X	28.18473	-82.3884	76.44
8486	Point	10/5/2021	19:03:58	X	28.18444	-82.3885	76.64
8487	Point	10/5/2021	19:03:59	X	28.18415	-82.3886	77.01
8488	Point	10/5/2021	19:04:00	X	28.18386	-82.3887	76.88
8489	Point	10/5/2021	19:04:01	X	28.18357	-82.3889	76.87
8490	Point	10/5/2021	19:04:02	X	28.18327	-82.389	77.21
8491	Point	10/5/2021	19:04:03	X	28.18298	-82.3891	77.2
8492	Point	10/5/2021	19:04:04	X	28.1827	-82.3892	76.61
8493	Point	10/5/2021	19:04:05	X	28.18241	-82.3894	76.06
8494	Point	10/5/2021	19:04:06	X	28.18213	-82.3895	75.68
8495	Point	10/5/2021	19:04:07	X	28.18184	-82.3896	75.53
8496	Point	10/5/2021	19:04:08	X	28.18156	-82.3897	75.79
8497	Point	10/5/2021	19:04:09	X	28.18127	-82.3898	76.04
8498	Point	10/5/2021	19:04:10	X	28.18098	-82.39	76.31
8499	Point	10/5/2021	19:04:11	X	28.1807	-82.3901	76.42
8500	Point	10/5/2021	19:04:12	X	28.18041	-82.3902	76.41
8501	Point	10/5/2021	19:04:13	X	28.18013	-82.3903	75.91
8502	Point	10/5/2021	19:04:14	X	28.17984	-82.3905	75.35

DocuSign Envelope ID: 00F7F873-2213-453E-A7D6-7A719BA1E281

8503	Point	10/5/2021	19:04:15	X	28.17956	-82.3906	75.19
8504	Point	10/5/2021	19:04:16	X	28.17928	-82.3907	75.01
8505	Point	10/5/2021	19:04:17	X	28.179	-82.3908	74.72
8506	Point	10/5/2021	19:04:18	X	28.17872	-82.3909	74.27
8507	Point	10/5/2021	19:04:19	X	28.17844	-82.391	74.13
8508	Point	10/5/2021	19:04:20	X	28.17816	-82.3912	74.03
8509	Point	10/5/2021	19:04:21	X	28.17788	-82.3913	73.48
8510	Point	10/5/2021	19:04:22	X	28.17761	-82.3914	72.97
8511	Point	10/5/2021	19:04:23	X	28.17734	-82.3915	72.46
8512	Point	10/5/2021	19:04:24	X	28.17706	-82.3916	72.15
8513	Point	10/5/2021	19:04:25	X	28.17679	-82.3918	71.75
8514	Point	10/5/2021	19:04:26	X	28.17653	-82.3919	71.19
8515	Point	10/5/2021	19:04:27	X	28.17625	-82.392	71.68
8516	Point	10/5/2021	19:04:28	X	28.17598	-82.3921	71.8
8517	Point	10/5/2021	19:04:29	X	28.17571	-82.3922	71.58
8518	Point	10/5/2021	19:04:30	X	28.17544	-82.3924	71.47
8519	Point	10/5/2021	19:04:31	X	28.17517	-82.3925	71.71
8520	Point	10/5/2021	19:04:32	X	28.1749	-82.3926	71.76
8521	Point	10/5/2021	19:04:33	X	28.17463	-82.3927	71.65
8522	Point	10/5/2021	19:04:34	X	28.17436	-82.3929	71.74

DocuSign Envelope ID: 00F7F873-2213-453E-A7D6-7A719BA1E281

B.5

SR 56 Southbound C-D Road PD&E Study Traffic Volumes

DocuSign Envelope ID: 00F7F873-2213-453E-A7D6-7A719BA1E281

EXISTING YEAR

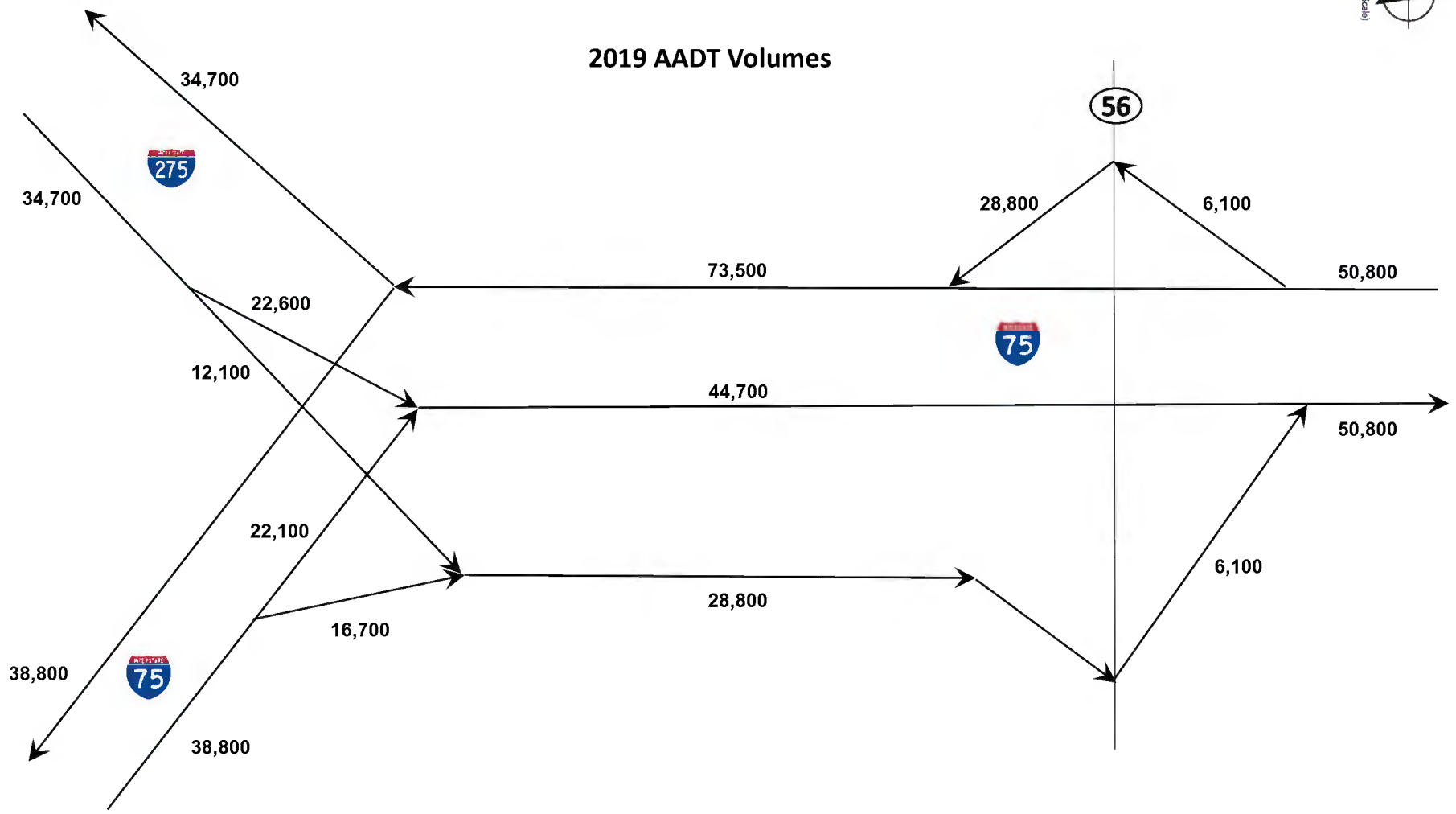

SR 56 Southbound C-D Roads/Ramps to I-75/I-275

WPI No.: 430573-4
Hillsborough and Pasco Counties

Existing Year (2019) AADT Volumes

Figure 3-7

DocuSign Envelope ID: 00F7F873-2213-453E-A7D6-7A719BA1E281

EXISTING YEAR

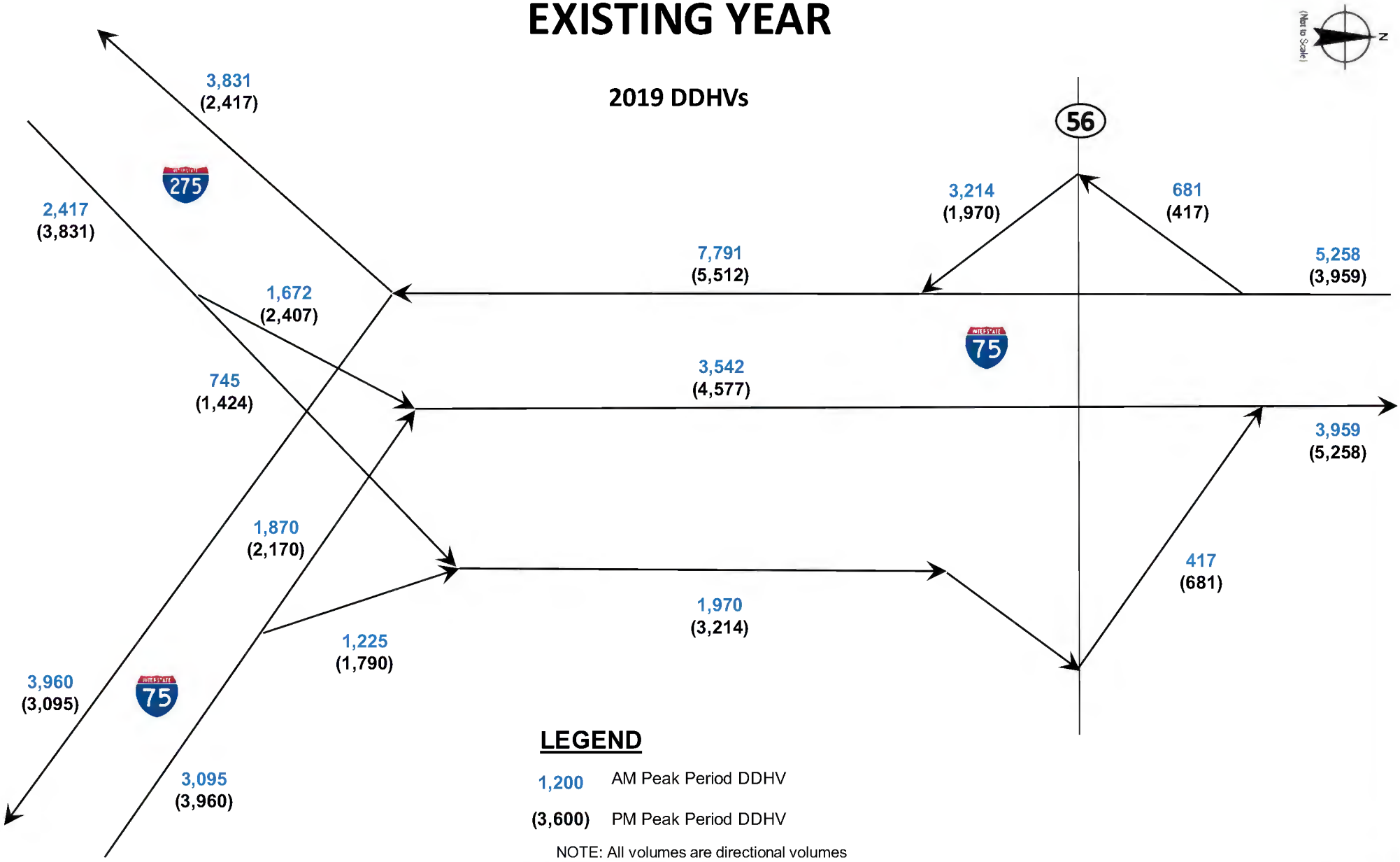

SR 56 Southbound C-D Roads/Ramps to I-75/I-275

WPI No.: 430573-4
Hillsborough and Pasco Counties

Existing Year (2019) DDHVs

Figure 3-8

DocuSign Envelope ID: 00F7F873-2213-453E-A7D6-7A719BA1E281

NO-BUILD ALTERNATIVE

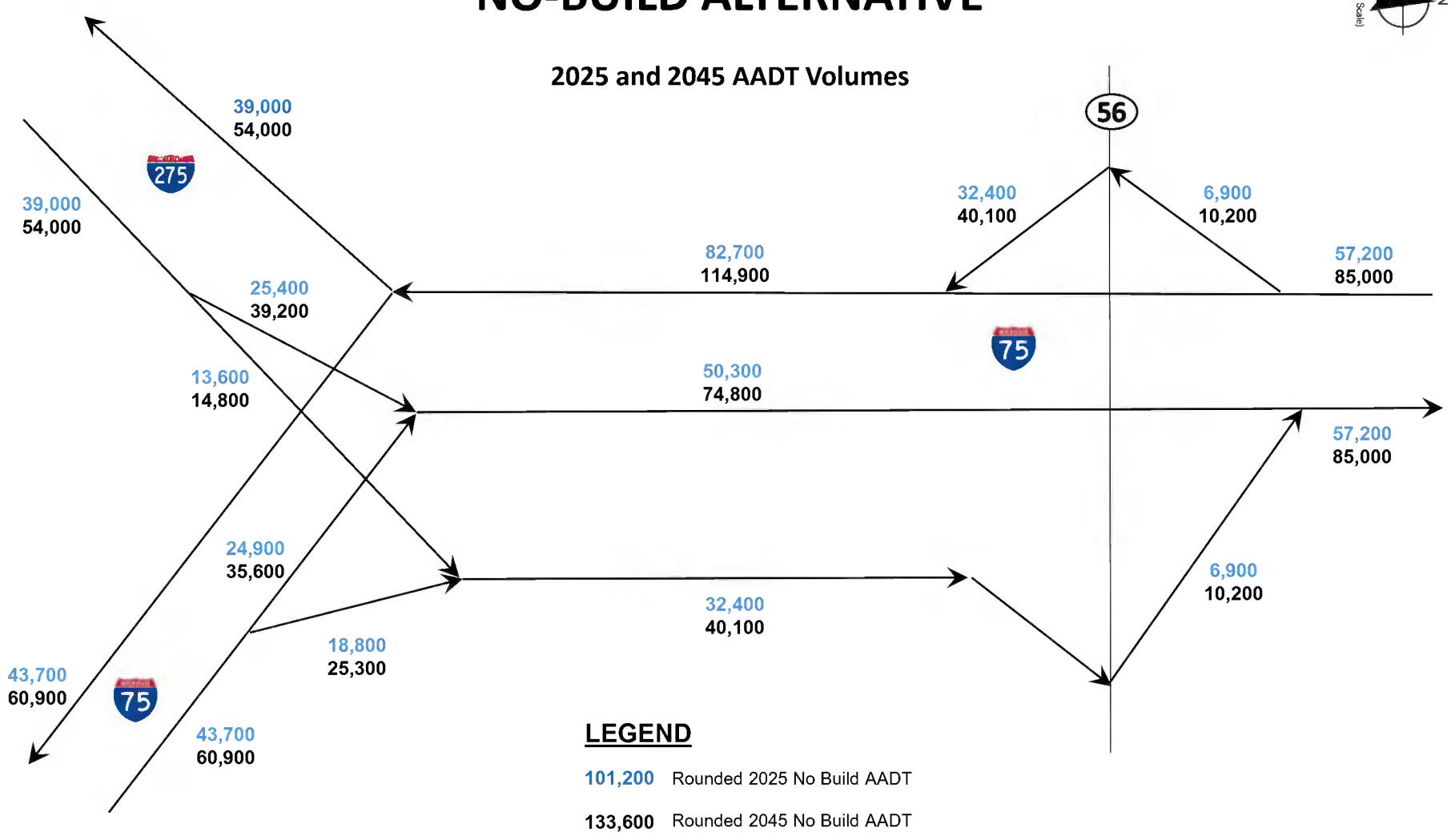

SR 56 Southbound C-D Roads/Ramps to I-75/I-275

WPI No.: 430573-4
Hillsborough and Pasco Counties

No-Build Opening Year (2025) and Design Year (2045) AADT Volumes

Figure 4-1

DocuSign Envelope ID: 00F7F873-2213-453E-A7D6-7A719BA1E281

NO-BUILD ALTERNATIVE

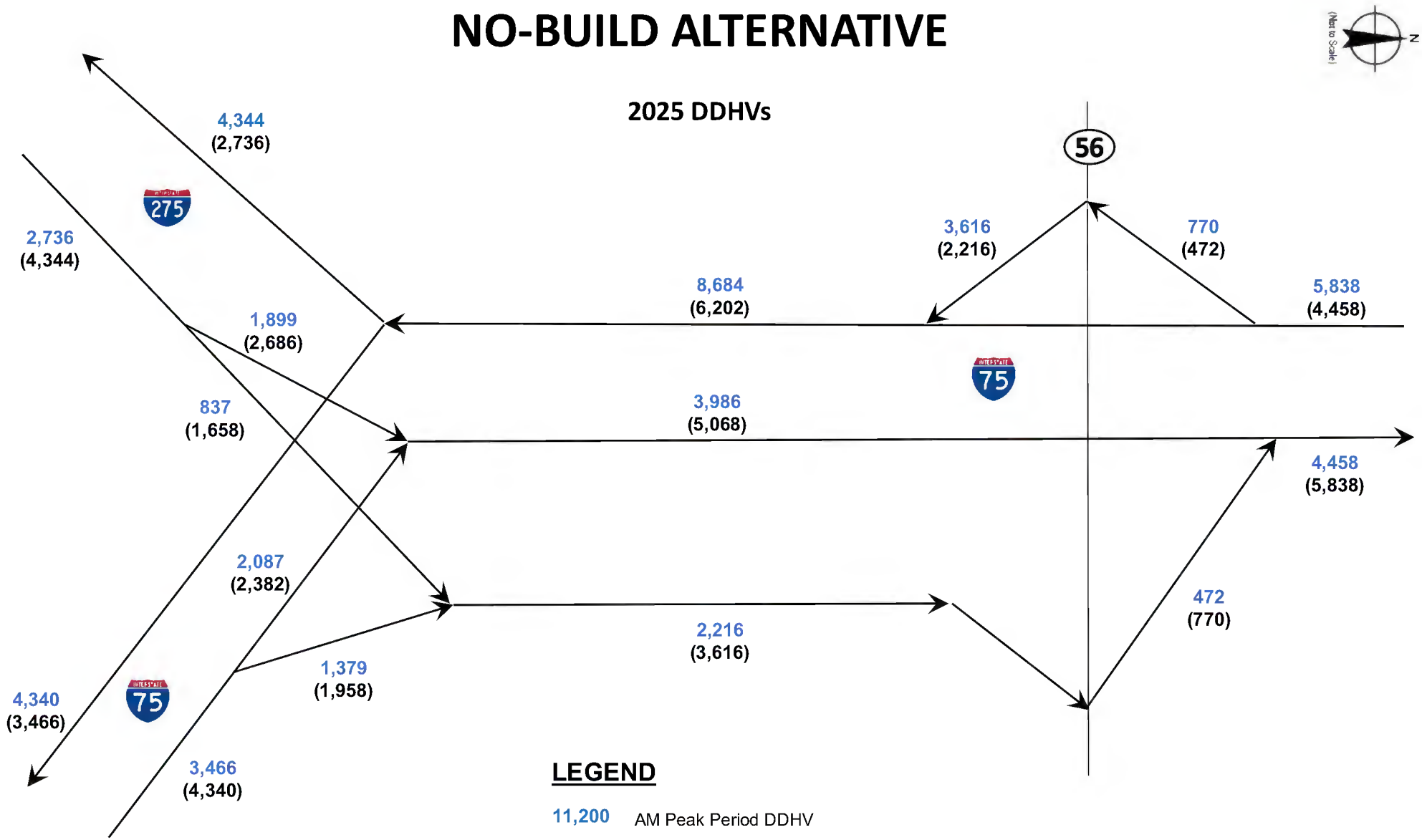

SR 56 Southbound C-D Roads/Ramps to I-75 I-275

WPI No.: 430573-4
Hillsborough and Pasco Counties

No-Build Opening Year (2025) DD Vs

Figure 4-3

DocuSign Envelope ID: 00F7F873-2213-453E-A7D6-7A719BA1E281

NO-BUILD ALTERNATIVE

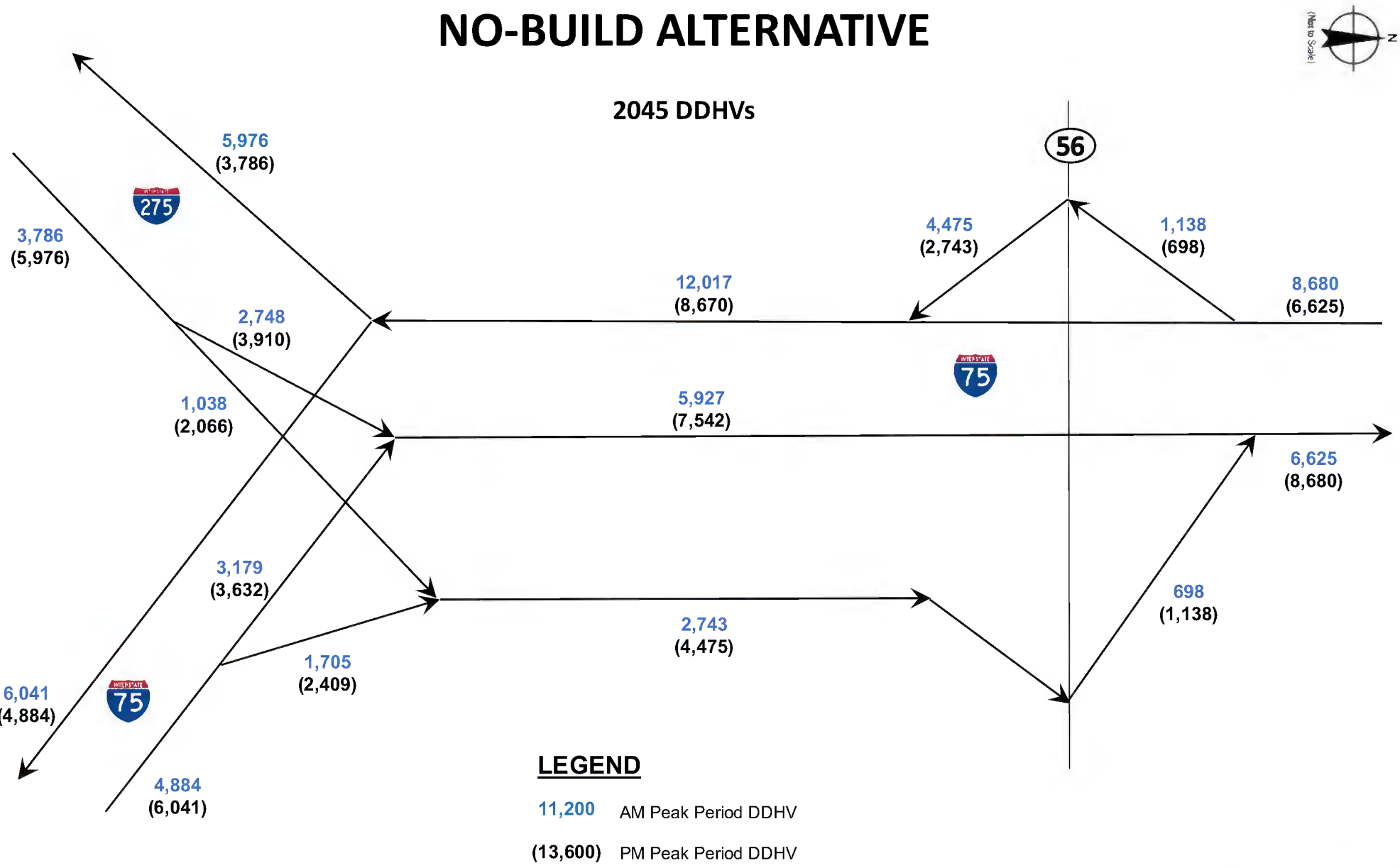

SR 56 Southbound C-D Roads/Ramps to I-75/I-275

WPI No.: 430573-4
Hillsborough and Pasco Counties

No-Build Design Year (2045) DDHVs

Figure 4-5

DocuSign Envelope ID: 00F7F873-2213-453E-A7D6-7A719BA1E281

BUILD ALTERNATIVE

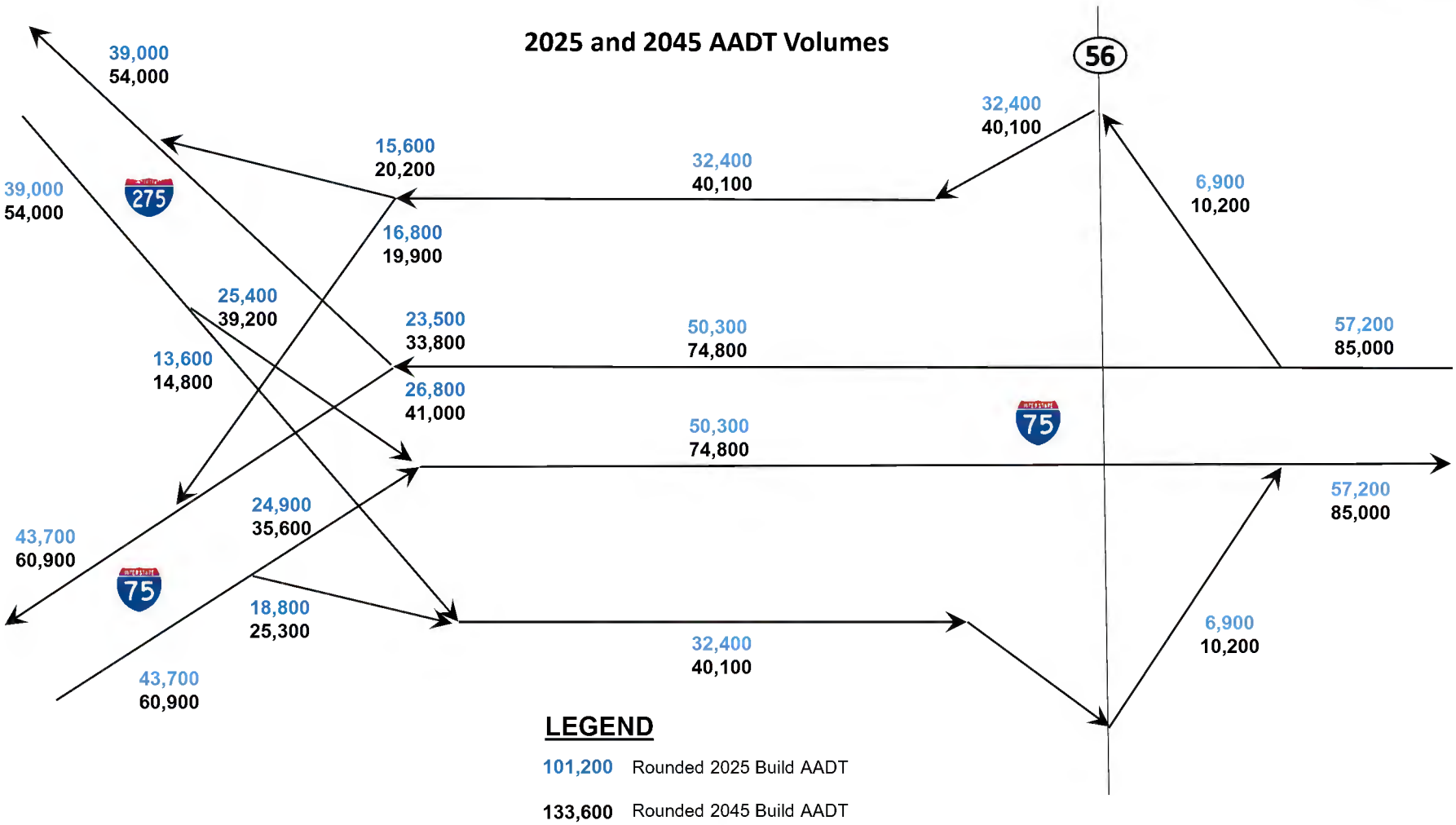

SR 56 Southbound C-D Roads/Ramps to I-75/I-275

WPI No.: 430573-4
Hillsborough and Pasco Counties

Build Opening Year (2025) and Design Year (2045) AADT Volumes

Figure 4-2

DocuSign Envelope ID: 00F7F873-2213-453E-A7D6-7A719BA1E281

BUILD ALTERNATIVE

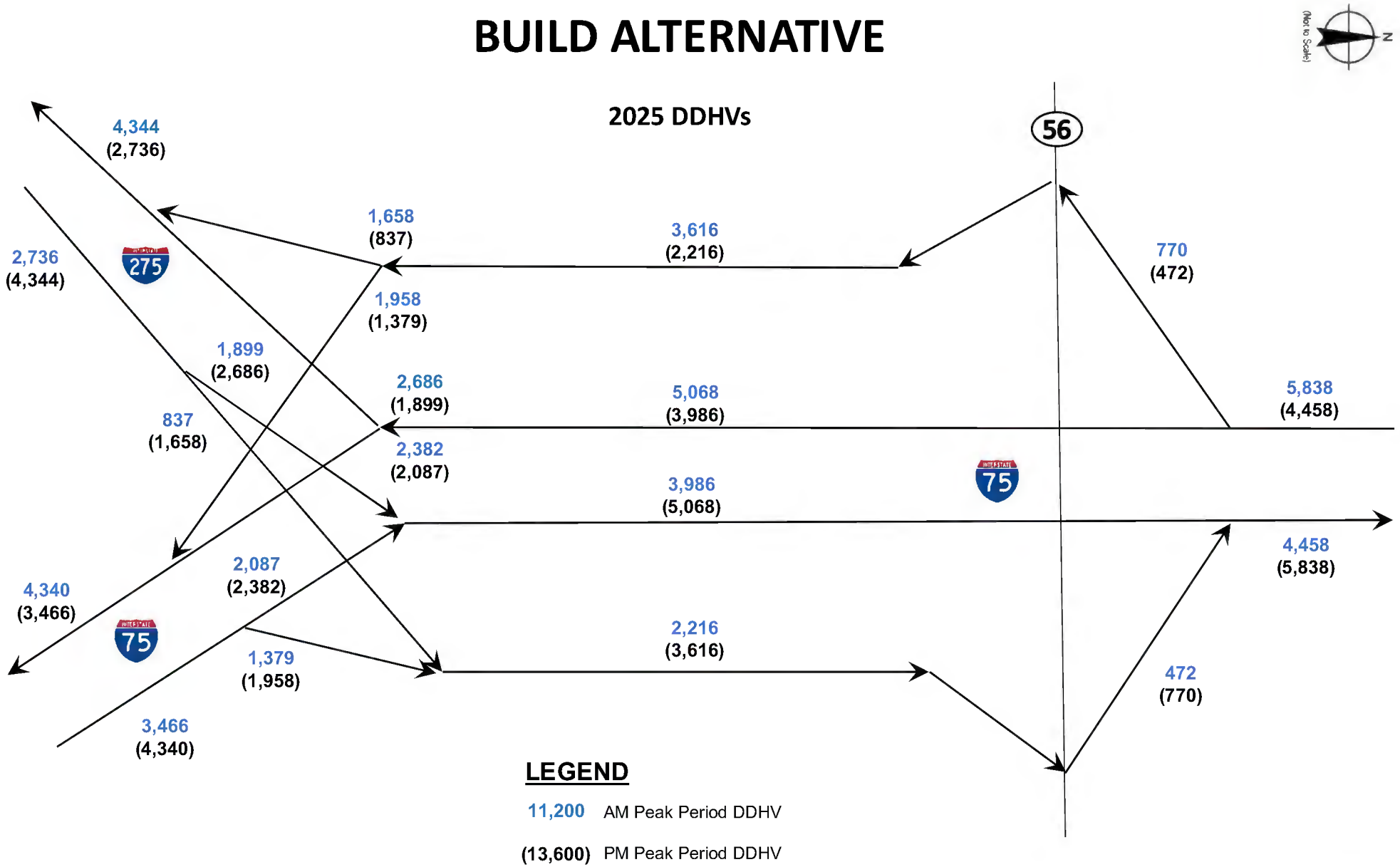

SR 56 Southbound C-D Roads/Ramps t I-75/I-275

WPI No.: 430573-4
Hillsborough and Pasco Counties

Build Opening Year (2025) DDHVs

Figure 4-4

DocuSign Envelope ID: 00F7F873-2213-453E-A7D6-7A719BA1E281

BUILD ALTERNATIVE

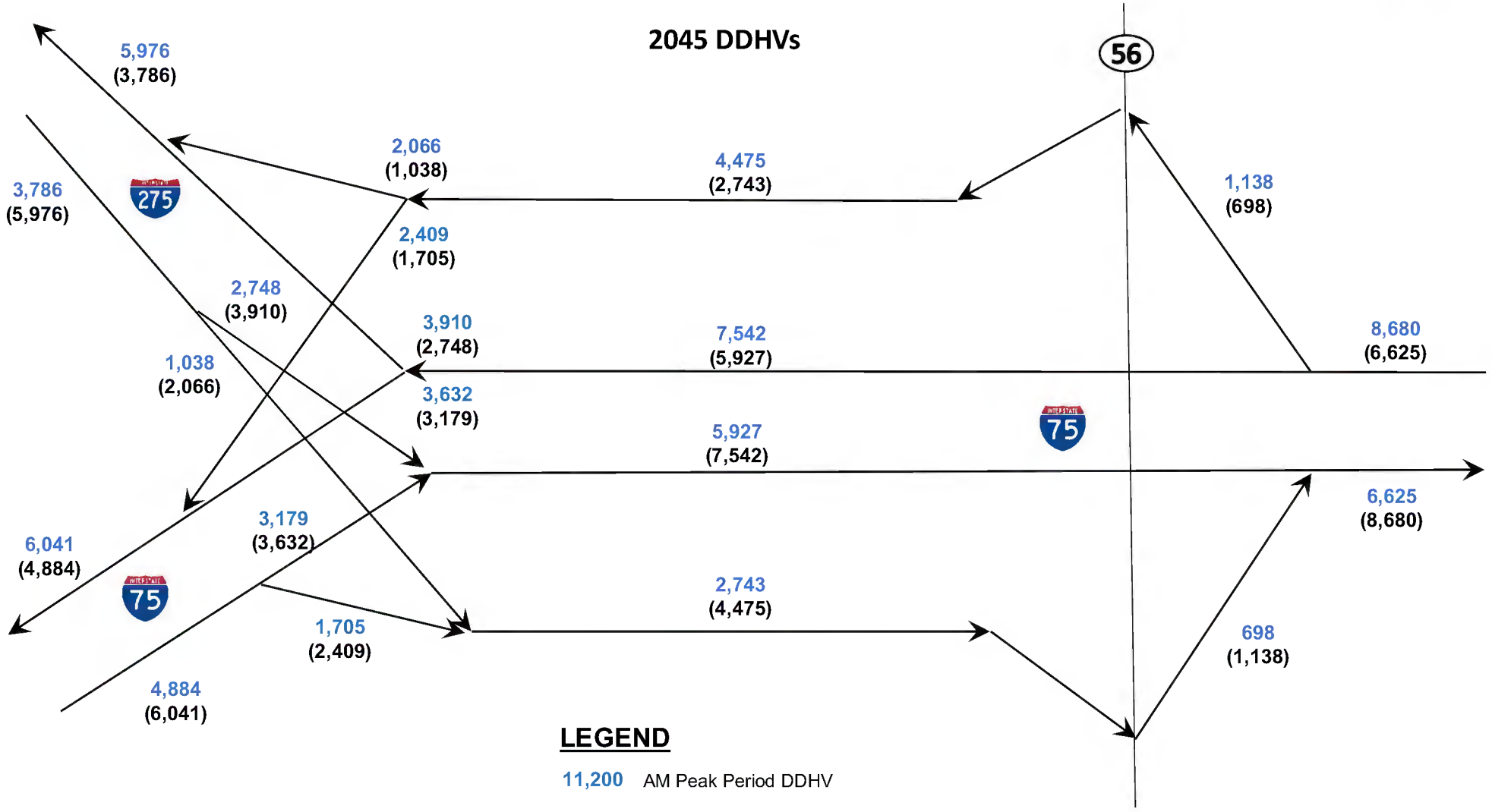

SR 56 Southbound C-D Roads/Ramps to I-7 I-27

WPI No.: 430573-4
Hillsborough and Pasco Counties

Build Design Year (2045) DDHVs

Figure 4-6

DocuSign Envelope ID: 00F7F873-2213-453E-A7D6-7A719BA1E281

C

Traffic Volume Development Summary

DocuSign Envelope ID: 00F7F873-2213-453E-A7D6-7A719BA1E281

Traffic Volume Development Summary

Southbound I-75 from SR 56 to the I-275/I-75 Apex
Interchange Modification Report (IMR)
Work Program Item Segment Number: 430573-4
February 17, 2022

1.0 Introduction

The purpose of this document is to summarize the process that was employed to develop existing year (2021), opening year (2030), and design year (2050) traffic volumes for use in evaluating the safety, operational, and engineering acceptability of the improvements proposed in the Southbound I-75 from SR 56 to the I-275/I-75 Apex Interchange Modification Report (IMR).

2.0 Methodology

The methodology to develop traffic volumes for the Southbound I-75 IMR was adopted from the Project Traffic Analysis Report (PTAR) for the SR 56 Southbound C-D-Road/Ramps Project Development and Environment (PD&E) Study.

3.0 Design Traffic Factors

The design traffic factors used for the Southbound I-75 IMR were adopted from the SR 56 C-D Road PD&E Study and are summarized in the **Table 1**. **Exhibit A** provides the historical Florida Traffic Online (FTO) count data used in the derivation of the design traffic factors for I-75 and I-275.

Table 1 – Recommended Design Traffic Factors

Roadway	K (%)	D (%)	T_{24} (%)	DHT (Rounded %)
I-275	9.0	62.5	6.0	3.0
I-75 (south of I-275)	9.0	56.7	13.0	7.0
I-75 (between I-275 and SR 56)	9.0	56.7	13.0	7.0
I-75 (north of SR 56)	9.0	56.7	13.0	7.0
SR 56	9.0	56.7*	6.0	3.0

Note: *For consistency with I-75, a D factor of 56.7% has been utilized for SR 56.

4.0 Existing and Future Traffic Volumes

4.1 SR 56 C-D Road PD&E Study Daily Traffic Volumes

Existing year (2019) Annual Average Daily Traffic (AADT) volumes for the SR 56 C-D Road PD&E Study were obtained from FTO, and slight adjustments were made to the existing AADT volumes to ensure that traffic volumes balanced through the study network. Design year (2045) traffic volumes for the SR 56 C-D Road PD&E Study were developed by applying an annual two (2) percent compound growth rate to the existing year (2019) balanced AADT volumes. The two percent growth rate was established by averaging the growth rates from various sources, which include: a comparison of base-year (2015) to horizon-year (2045) model volumes from the Tampa Bay Regional Planning Model (TBRPM), Version 9.1, linear regression of historical FTO traffic count data for multiple count stations within the study area, a review of socio economic zonal data (i.e., employment and population) for traffic analysis zones (TAZs) within the study area, and previously used growth rates from the I-75/SR 56 Interchange Operational Analysis Report (IOAR).

DocuSign Envelope ID: 00F7F873-2213-453E-A7D6-7A719BA1E281

Exhibit B provides the detailed calculations performed in the SR 56 C-D Road PD&E Study to arrive at the recommended two percent annual compound growth rate. **Exhibit C** provides a summary of the adjustments made to the calculated AADT to ensure that traffic volumes balanced for the design year (2045). It should be noted that for select locations the compound annual growth rate between opening year (2025) and design year (2045) was less than two percent. Manual adjustments were made to the traffic forecasts in the SR 56 C-D Road PD&E Study to ensure reasonable growth for the south oriented I-75 ramps at SR 56. Other roadway segments in the study area also have compound growth rates less than two percent as a result the balancing of traffic volumes. The opening year (2025) AADT volumes were developed by applying the two percent compound growth rate to the existing year (2019) AADT volumes.

4.2 Southbound I-75 IMR Daily and Design Hour Traffic Projections

4.2.1 Daily Traffic Volumes

To maintain consistency with the process employed to develop traffic volumes for the SR 56 C-D Road PD&E Study, the two percent compound growth rate was applied to the 2019 AADT volumes to arrive at existing year (2021) traffic volumes. Opening year (2030) and design year (2050) AADT volumes were developed by applying the compound growth rates calculated between SR 56 C-D Road PD&E Study 2025 AADT volume and 2045 AADT volume. **Table 2** summarizes the balanced AADTs used in the Southbound I-75 IMR for existing conditions and the No Build Alternative.

Table 2 – Existing and Future No Build Alternative AADTs

On Roadway	Roadway Segment (From/To)	2019 PD&E AADT Volume	2021 IMR AADT Volume	2025 PD&E AADT Volume	(2025-2045) PD&E Compound Growth (%)	2030 IMR AADT Volume	2045 PD&E AADT Volume	2050 IMR AADT Volume
I-75	North of SR 56	101,600	105,800	114,400	2.00	126,400	170,000	187,600
	Between I-275 and SR 56	147,000	153,000	165,400	1.66	179,400	229,800	249,800
	SB I-75 Mainline	*73,500*	*76,500*	*82,700*	*1.66*	*89,700*	*114,900*	*124,900*
	NB I-75 Mainline	*44,700*	*46,500*	*50,300*	*2.00*	*55,500*	*74,800*	*82,600*
	NB I-75 CD Road	*28,800*	*30,000*	*32,400*	*1.07*	*34,200*	*40,100*	*42,300*
	South of I-275	77,600	80,800	87,400	1.67	94,800	121,800	132,200
I-275	South of I-75	69,400	72,200	78,000	1.64	84,600	108,000	117,600
SR 56 Ramps	North of SR 56	12,200	12,800	13,800	1.97	15,400	20,400	22,400
	South of SR 56	57,600	60,000	64,800	1.07	68,400	80,200	84,600
I-275/I-75 Apex Ramps	NB I-75 to SR 56	16,700	17,400	18,800	1.50	20,200	25,300	27,200
	NB I-275 to SR 56	12,100	12,600	13,600	0.42	14,000	14,800	15,100
	NB I-275 to NB I-75	22,600	23,500	25,400	2.19	28,300	39,200	43,700
SR 56	West of I-75	75,500*	78,000	**	1.66	89,400	**	114,400
	East of I-75	59,500*	61,600	**	1.71	70,600	**	91,000

Notes:
*2019 AADT volume obtained from FDOT's Florida Traffic Online (FTO) database.
**Traffic volumes on SR 56 east and west of I-75 were not reported in the SR 56 C-D Road PD&E Study. Existing year (2021), opening year (2030), and design year (2050) AADT volumes were derived by applying the National Cooperative Highway Research Program (NCHRP) Report 765 Ratio and Difference Smoothing Method between the 2019 AADT from FTO and the 2045 AADT from the TBRPM v9.2.

Table 3 summarizes the balanced AADT volumes used in the Southbound I-75 IMR for the Build Alternative. The Build Alternative traffic volumes are similar to the No Build Alternative with the exception that the volumes reflect the

DocuSign Envelope ID: 00F7F873-2213-453E-A7D6-7A719BA1E281

proposed lane geometry of the Build Alternative (i.e., addition of a southbound I-75 CD road between I-75 and SR 56 and dedicated ramps from the CD to southbound I-75/southbound I-275).

Table 3 – Future Build Alternative AADTs

On Roadway	Roadway Segment (From/To)	2025 PD&E AADT Volume	2030 IMR AADT Volume	2045 PD&E AADT Volume	2050 IMR AADT Volume
I-75	North of SR 56	114 400	126,400	170,000	187,600
	Between I-275 and SR 56	165,400	179,400	229,800	249,800
	SB I-75 Mainline	*50,300*	*55,500*	*74,800*	*82,600*
	SB I-75 CD Road	*32,400*	*34,200*	*40,100*	*42,300*
	NB I-75 Mainline	*50,300*	*55,500*	*74,800*	*82,600*
	NB I-75 CD Road	*32,400*	*34,200*	*40,100*	*42,300*
	South of I-275	87,400	94,800	121,800	132,200
I-275	South of I-75	78,000	84,600	108,000	117,600
SR 56 Ramps	North of SR 56	13,800	15,400	20,400	22,400
	South of SR 56	64,800	68,400	80,200	84,600
I-275/I-75 Apex Ramps	NB I-75 to SR 56	18,800	20,200	25,300	27,200
	NB I-275 to SR 56	13,600	14,000	14,800	15,100
	NB I-275 to NB I-75	25,400	28,300	39,200	43,700
	SR 56 to SB I-75	18,800*	20,200	25,300*	27,200
	SR 56 to SB I-275	13,600*	14,000	14,800*	15,100
	SB I-75 to SB I-275	25,400*	28,300	39,200*	43,700
SR 56	West of I-75	**	89,400	**	114,400
	East of I-75	**	70,600	**	91,000

Notes:
*PD&E AADT volumes were adjusted to maintain reciprocal traffic movements/volumes in both the northbound and southbound directions of I-75 and I-275.
**Traffic volumes on SR 56 east and west of I-75 were not reported in the SR 56 C-D Road PD&E Study. Existing year (2021), opening year (2030), and design year (2050) AADT volumes were derived by applying the NCHRP Report 765 Ratio and Difference Smoothing Method between the 2019 AADT from FTO and the 2045 AADT from the TBRPM v9.2.

4.2.2 Design Hour Traffic Volumes

Directional Design Hour Volumes (DDHVs) were developed by multiplying the recommended K and D factors shown in **Table 1** by the balanced AADT volumes shown in **Table 2** and **Table 3** for the No Build and Build Alternatives, respectively. The peak direction of travel for the future analysis years replicates the existing condition such that during the morning peak period, the peak direction of travel on I-75 is southbound and towards I-75 on SR 56. Conversely, the peak direction of travel during the afternoon peak period is northbound on I-75 and away from I-75 on SR 56. The DDHVs developed for the study area are also taken to be reciprocal such that the traffic volumes traveling in the peak direction during the morning peak hour are reciprocal in magnitude to the traffic volume that is traveling in the opposite direction during the afternoon peak hour. Design hour AM and PM peak hour turning movement volumes at the I-75/SR 56 ramp terminal intersections were developed by multiplying the existing turning movement percentages obtained from recent (October 2021) turning movement counts conducted at the ramp terminals to the existing year (2021) approach DDHVs. The resulting existing year (2021), opening year (2030), and design year (2050) AADT volumes, DDHVs, and AM/PM turning movement volumes are shown in **Exhibit D** through **Exhibit F**.

DocuSign Envelope ID: 00F7F873-2213-453E-A7D6-7A719BA1E281

Exhibit A – Calculation of Design Traffic Factors for I-75 and I-275 (SR 56 C-D Road PD&E Study)

Traffic Factor Calculations

Site Name: I-275/SR 93 Hillsborough County (Telemetered)
Site ID: 109955

Year	AADT	K	D	T
2015	54,368	8.5	61.4	5.2
2016	57,799	8.5	63.8	5.2
2017	60,285	9.0	62.5	5.3
2018	61,973	9.0	62.5	5.4
2019	63,801	9.0	62.1	5.2
		Average	62.5	5.3

Name: I-75 between I-275 and SR56
Site ID: 140156

Year	AADT	K	D	T
2005	113,500	9.4	55.20	10.2
2008	119,000	9.52	56.97	12.5
2009	111,500	9.17	58.07	11.5
2010	110,000	9.07	58.18	11.5
2011	111,000	9.0	58.20	11.5
2012	90,500	9.0	59.00	11.6
2013	93,000	9.0	60.00	11.6
2014	93,500	9.0	56.10	11.6
2015	94,500	9.0	57.90	16.2
2016	100,000	9.0	57.90	17.5
2017	105,500	9.0	57.30	12.8
2018	108,500	9.0	51.10	13.0
2019	109,000	9.0	56.20	13.1
		Average	56.70	12.7

Name: I-75 south of I-275
Site ID: 100154

Year	AADT	K	D	T
2004	67,000	8.9	70.10	14.3
2005	63,000	8.5	56.40	14.3
2006	69,000	8.75	52.50	15.7
2007	69,000	8.56	52.31	15.7
2008	63,000	8.99	55.49	15.6
2009	60,500	8.51	54.06	15.6
2010	63,000	8.92	54.78	15.2
2011	60,000	9.0	56.80	15.2
2012	66,000	9.0	58.30	15.2
2013	66,000	9.0	58.40	15.2
2014	64,500	9.0	56.20	8.4
2015	76,000	9.0	56.20	12.1
2016	73,000	9.0	57.00	12.1
2017	71,500	9.0	55.50	12.1
2018	73,100	9.0	57.40	8.1
2019	75,000	8.0	57.50	9.0
		Average	56.7	14.5

Name: I-75 1.0 mile north of SR 56 (Telemetered)
Site ID: 140190

Year	AADT	K	D	T
2004	78,118	8.60	55.00	11.6
2005	80,420	8.30	53.50	15.5
2006	81,840	8.22	53.02	13.6
2007	80,398	8.25	53.16	11.9
2008	77,058	8.25	53.16	9.5
2009	52,965	8.25	53.16	9.5
2010	64,272	9.60	53.47	12.0
2011	73,807	9.0	54.50	12.4
2012	81,013	9.0	54.70	12.4
2013	73,933	9.0	54.30	12.4
2014	76,167	9.0	56.10	12.4
2015	84,214	9.0	57.50	12.4
2016	89,288	9.0	58.00	12.6
2017	93,555	9.0	57.00	12.8
2018	97,733	9.0	57.60	13.0
2019	101,550	9.0	56.30	13.1
		Average	56.7	12.3

Roadway	K	D (%)	T24	DHT
I-275	9.0	0.0	5.3	2.6
I-75 (south of I-275)	9.0	56.7	0.0	0.0
I-75 (between I-275 and SR 56)	9.0	56.7	12.7	6.4
I-75 (north of SR 56)	9.0	56.7	12.3	6.2
SR 56 SB on-ramp to I-75	9.0	100.0	4.0	2.0
SR 56 SB off-ramp to I-75	9.0	100.0	4.0	2.0

K factor is standard

DocuSign Envelope ID: 00F7F873-2213-453E-A7D6-7A719BA1E281

Exhibit A (Continued) – Calculation of Design Traffic Factors for SR 56 (Southbound I-75 IMR)

FLORIDA DEPARTMENT OF TRANSPORTATION
TRANSPORTATION STATISTICS OFFICE
2020 HISTORICAL AADT REPORT

COUNTY: 14 - PASCO
SITE: 5505 - SR 56, W of I-75

YEAR	AADT		DIRECTION 1	DIRECTION 2	*K FACTOR	D FACTOR	T FACTOR
2020	74500	S	E 38500	W 36000	9.00	55.40	5.30
2019	75500	F	E 39000	W 36500	9.00	56.20	5.30
2018	73500	C	E 38000	W 35500	9.00	57.10	5.30
2017	67500	F	E 34000	W 33500	9.00	57.30	4.10
2016	64500	C	E 32500	W 32000	9.00	57.90	4.10
2015	55500	F	E 29000	W 26500	9.00	57.90	13.70
2014	54500	C	E 28500	W 26000	9.00	56.10	4.80
2013	53500	C	E 28000	W 25500	9.00	60.00	4.80
2012	50000	C	E 26000	W 24000	9.00	59.00	4.80
2011	52500	C	E 27000	W 25500	9.00	58.20	5.00
2010	50000	C	E 26000	W 24000	9.07	58.18	5.10
2009	50000	C	E 25500	W 24500	9.17	58.07	5.00
2008	49000	C	E 25500	W 23500	9.52	56.97	5.70
2007	52000	C	E 27000	W 25000	9.26	52.68	7.30
2006	47000	C	E 24500	W 22500	9.38	56.87	10.10
2005	48500	C	E 25000	W 23500	9.40	55.20	8.30
					Average	**57.1**	**6.2**

AADT FLAGS: C = COMPUTED; E = MANUAL ESTIMATE; F = FIRST YEAR ESTIMATE
S = SECOND YEAR ESTIMATE; T = THIRD YEAR ESTIMATE; R = FOURTH YEAR ESTIMATE
V = FIFTH YEAR ESTIMATE; 6 = SIXTH YEAR ESTIMATE; X = UNKNOWN
*K FACTOR: STARTING WITH YEAR 2011 IS STANDARDK, PRIOR YEARS ARE K30 VALUES

DocuSign Envelope ID: 00F7F873-2213-453E-A7D6-7A719BA1E281

FLORIDA DEPARTMENT OF TRANSPORTATION
TRANSPORTATION STATISTICS OFFICE
2020 HISTORICAL AADT REPORT

COUNTY: 14 - PASCO
SITE: 5506 - SR 56, E of I-75

YEAR	AADT		DIRECTION 1	DIRECTION 2	*K FACTOR	D FACTOR	T FACTOR
2020	45500	C	E 23000	W 22500	9.00	55.40	3.40
2019	59500	F	E 31000	W 28500	9.00	56.20	3.40
2018	58000	C	E 30000	W 28000	9.00	57.10	3.40
2017	51000	F	E 26500	W 24500	9.00	57.30	3.20
2016	48500	C	E 25000	W 23500	9.00	57.90	3.20
2015	47000	F	E 24500	W 22500	9.00	57.90	2.40
2014	46000	C	E 24000	W 22000	9.00	56.10	2.40
2013	45500	C	E 24000	W 21500	9.00	60.00	2.00
2012	45000	C	E 23000	W 22000	9.00	59.00	2.20
2011	47000	C	E 24000	W 23000	9.00	58.20	2.40
2010	39500	C	E 20500	W 19000	9.07	58.18	2.00
2009	37500	C	E 20000	W 17500	9.17	58.07	2.30
2008	35000	C	E 18000	W 17000	9.52	56.97	2.70
2007	35000	C	E 18000	W 17000	9.26	52.68	3.10
2006	34500	C	E 17000	W 17500	9.38	56.87	5.30
2005	31000	C	E 16500	W 14500	9.40	55.20	5.60
					Average	**57.07**	**3.06**

AADT FLAGS: C = COMPUTED; E = MANUAL ESTIMATE; F = FIRST YEAR ESTIMATE
S = SECOND YEAR ESTIMATE; T = THIRD YEAR ESTIMATE; R = FOURTH YEAR ESTIMATE
V = FIFTH YEAR ESTIMATE; 6 = SIXTH YEAR ESTIMATE; X = UNKNOWN
*K FACTOR: STARTING WITH YEAR 2011 IS STANDARDK, PRIOR YEARS ARE K30 VALUES

DocuSign Envelope ID: 00F7F873-2213-453E-A7D6-7A719BA1E281

Exhibit B – Calculation of Growth Rate (SR 56 C-D Road PD&E Study)

Segments	2015 Model Volume	2045 Build Model Volume	Model-to-Model Growth Rate	Historic Linear Regression Growth Rate
I-75 North of SR 56 interchange	43721	92680	2.54%	2.09%
SR 56 SB Ramp to I-75 and I-275	26819	37338	1.11%	2.66%
I-275 south of I-75	36157	66665	2.06%	3.58%
I-75 south of I-275	34383	63353	2.06%	1.03%
Avg Growth Rate			1.94%	2.34%

2.14%

	Model-to-Model Growth Rate	Historic Linear Regression Growth Rate	I-75/SR 56 Interchange IOAR	SE Data
Growth Rate	1.94%	2.34%	1.20%	2.02%

Average	1.9%
Recommended	2.0%

DocuSign Envelope ID: 00F7F873-2213-453E-A7D6-7A719BA1E281

Exhibit C – PD&E Balanced AADT Volumes

Segments	Direction	2019 AADT Existing Balanced	2025 AADT No Build	2025 AADT No Build - Balanced	2025 AADT Build	2025 AADT Build - Balanced	2045 AADT No Build	2045 AADT No Build - Balanced	2045 AADT Build	2045 AADT Build - Balanced
I-75 North of SR 56***	NB	50800	57200	57200	57200	57200	85000	85000	85000	85000
	SB	50800	57200	57200	57200	57200	85000	85000	85000	85000
SR56 SB On-Ramp to I-75*	SB	28800	32400	32400	--	--	48200	40100	--	--
SR56 SB Off-Ramp to I-75*	SB	6100	6900	6900	6900	6900	10200	10200	10200	10200
I-75 Between SR 56 and I-275	NB	44700	50300	50300	50300	50300	74800	74800	74800	74800
	SB	73500	82800	82700	82800	50300	123000	114900	123000	74800
I-275 South of I-75 **	NB	34700	39100	39000	39100	39000	58100	54000	58100	54000
	SB	34700	39100	39000	39100	39000	58100	54000	58100	54000
I-75 South of I-275**	NB	38800	43700	43700	43700	43700	64900	60900	64900	60900
	SB	38800	43700	43700	43700	43700	64900	60900	64900	60900
I-75 NB to NB C-D Roadway	NB	16700	18800	18800	18800	18800	27900	25300	27900	25300
I-275 NB to NB C-D Roadway	NB	12100	13600	13600	13600	13600	20200	14800	20200	14800
Northbound C-D Roadway	NB	28800	32400	32400	32400	32400	48200	40100	48200	40100
SR56 NB On-Ramp to I-75*	NB	6100	6900	6900	6900	6900	10200	10200	10200	10200
Southbound C-D road	SB	--	--	--	32400	32400	--	--	48200	40100

Exhibit D – Existing Year (2021) Traffic Volumes – AADT

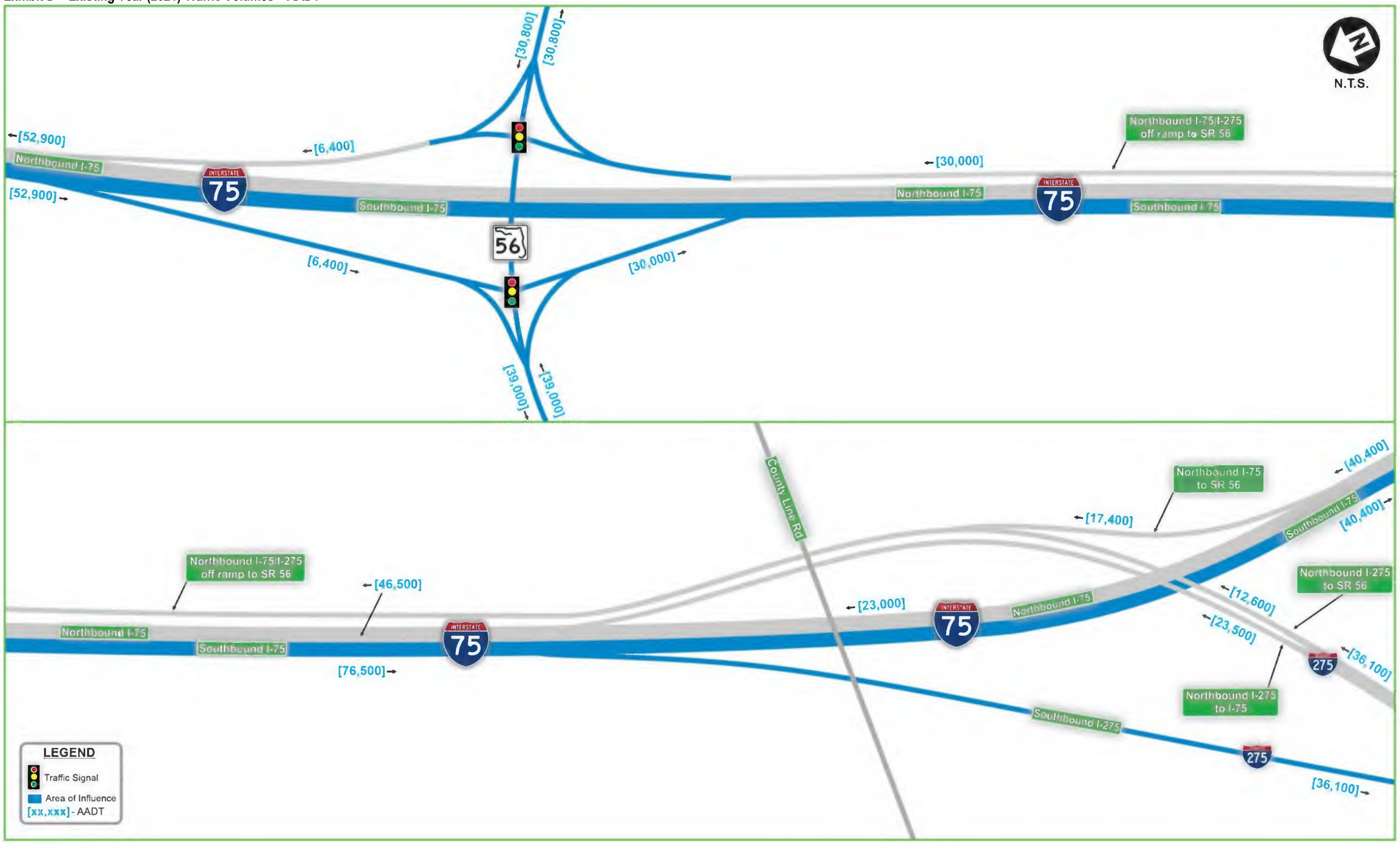

Exhibit D (Continued) – Existing Year (2021) Traffic Volumes – DDHV and TMV

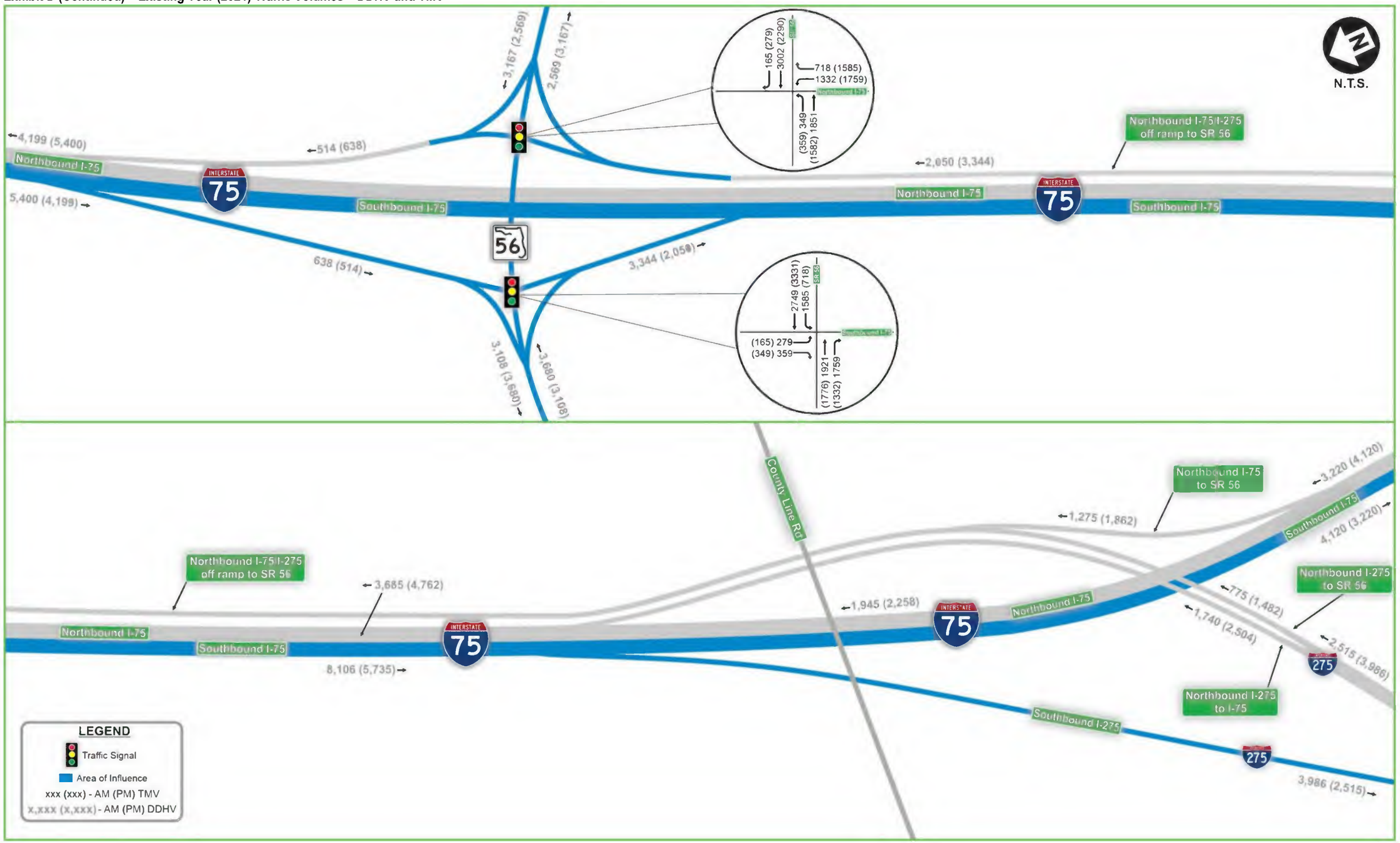

Exhibit E – Opening Year (2030) Traffic Volumes – No Build AADT

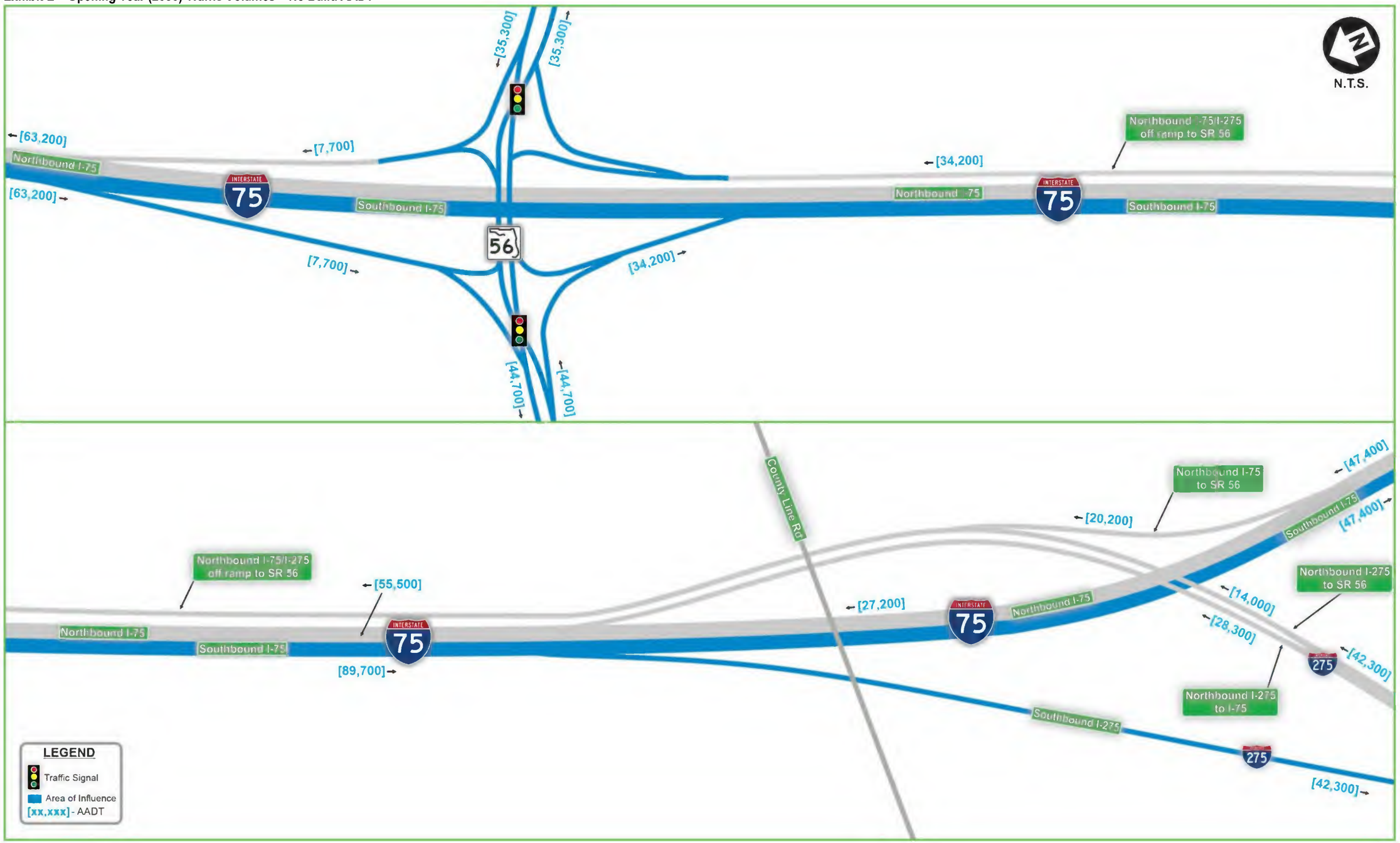

Exhibit E (Continued) – Opening Year (2030) Traffic Volumes – No Build DDHV and TMV

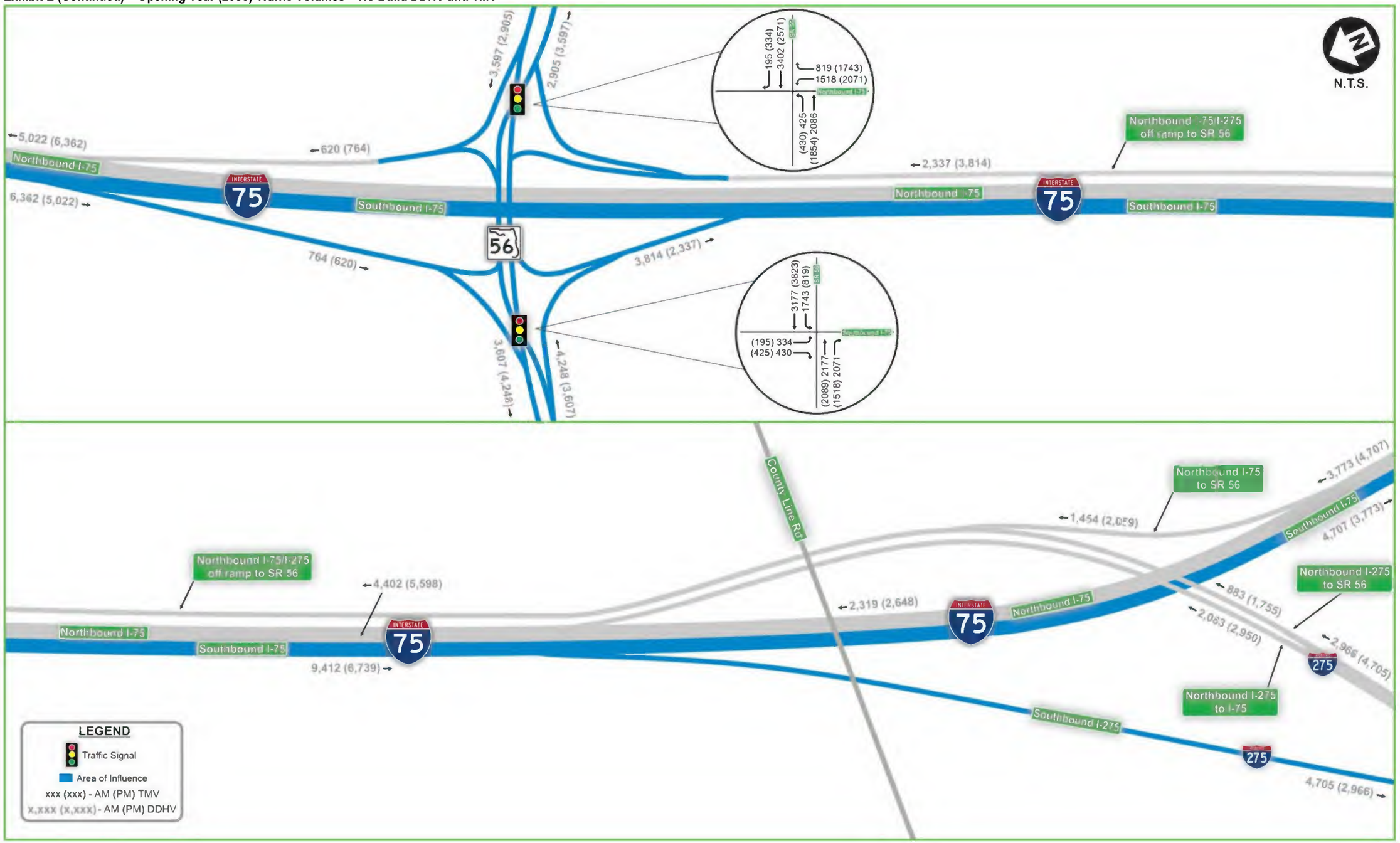

Exhibit E (Continued) – Opening Year (2030) Traffic Volumes – Build AADT

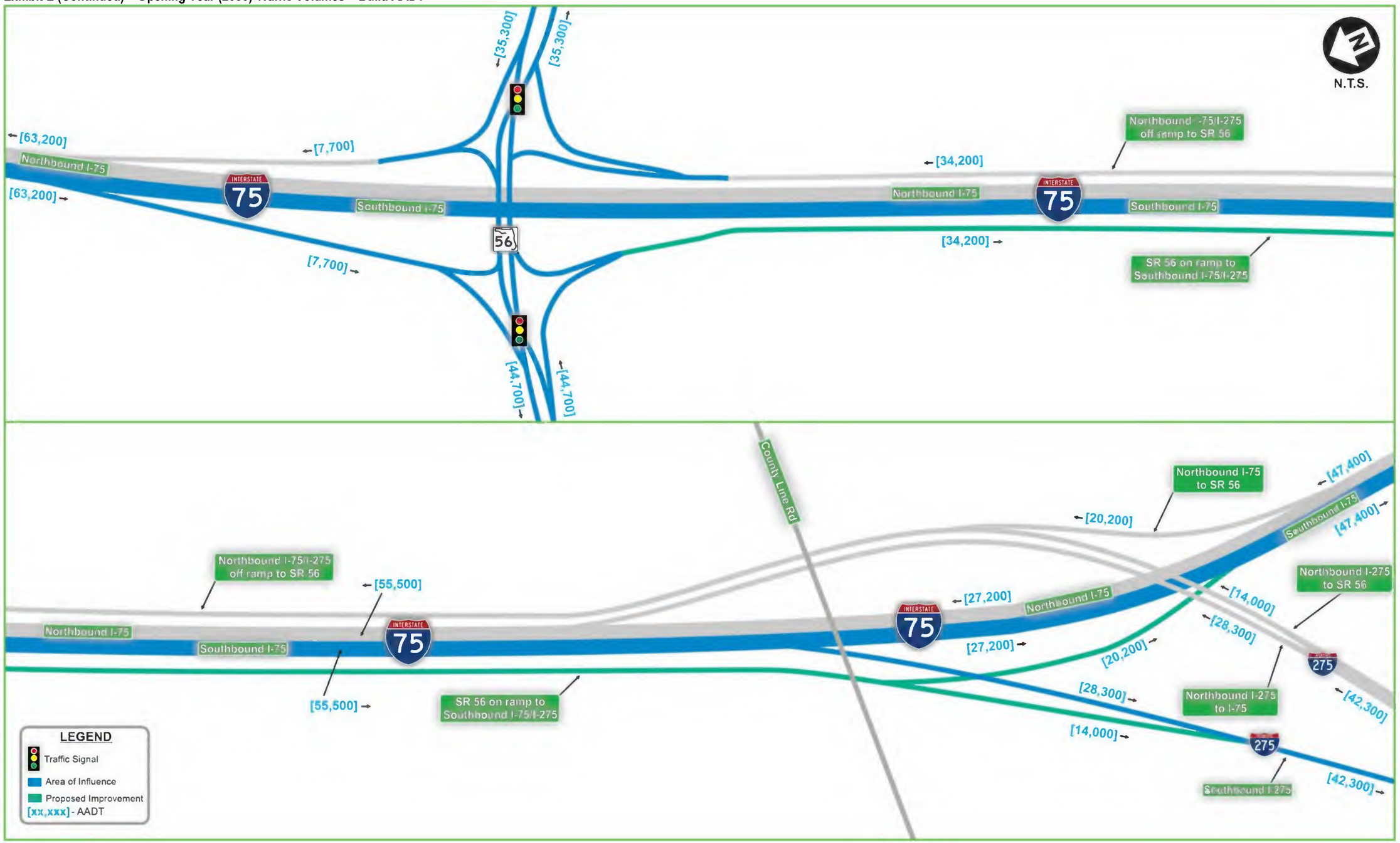

Exhibit E (Continued) – Opening Year (2030) Traffic Volumes – Build DDHV and TMV

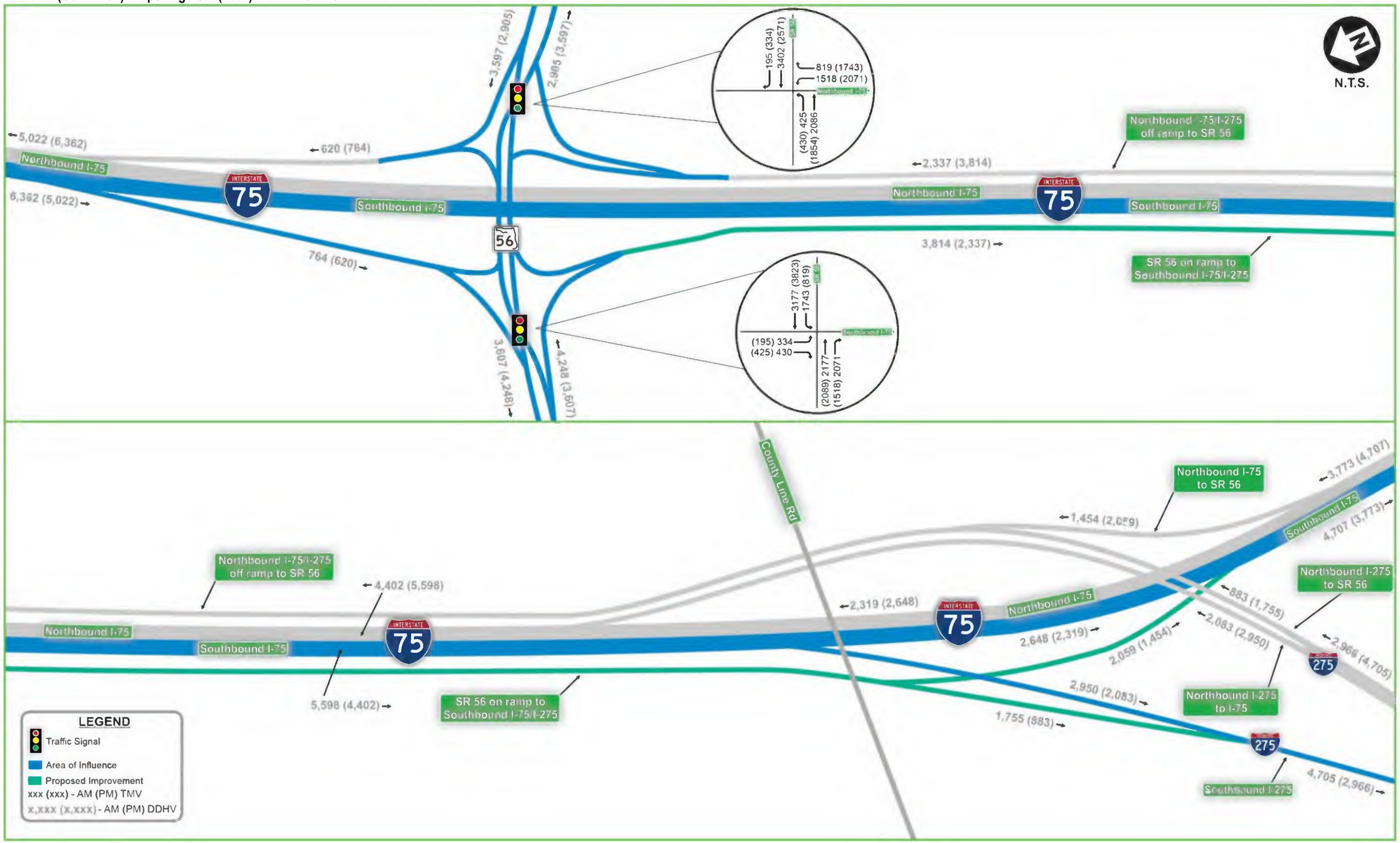

Exhibit F – Design Year (2050) Traffic Volumes – No Build AADT

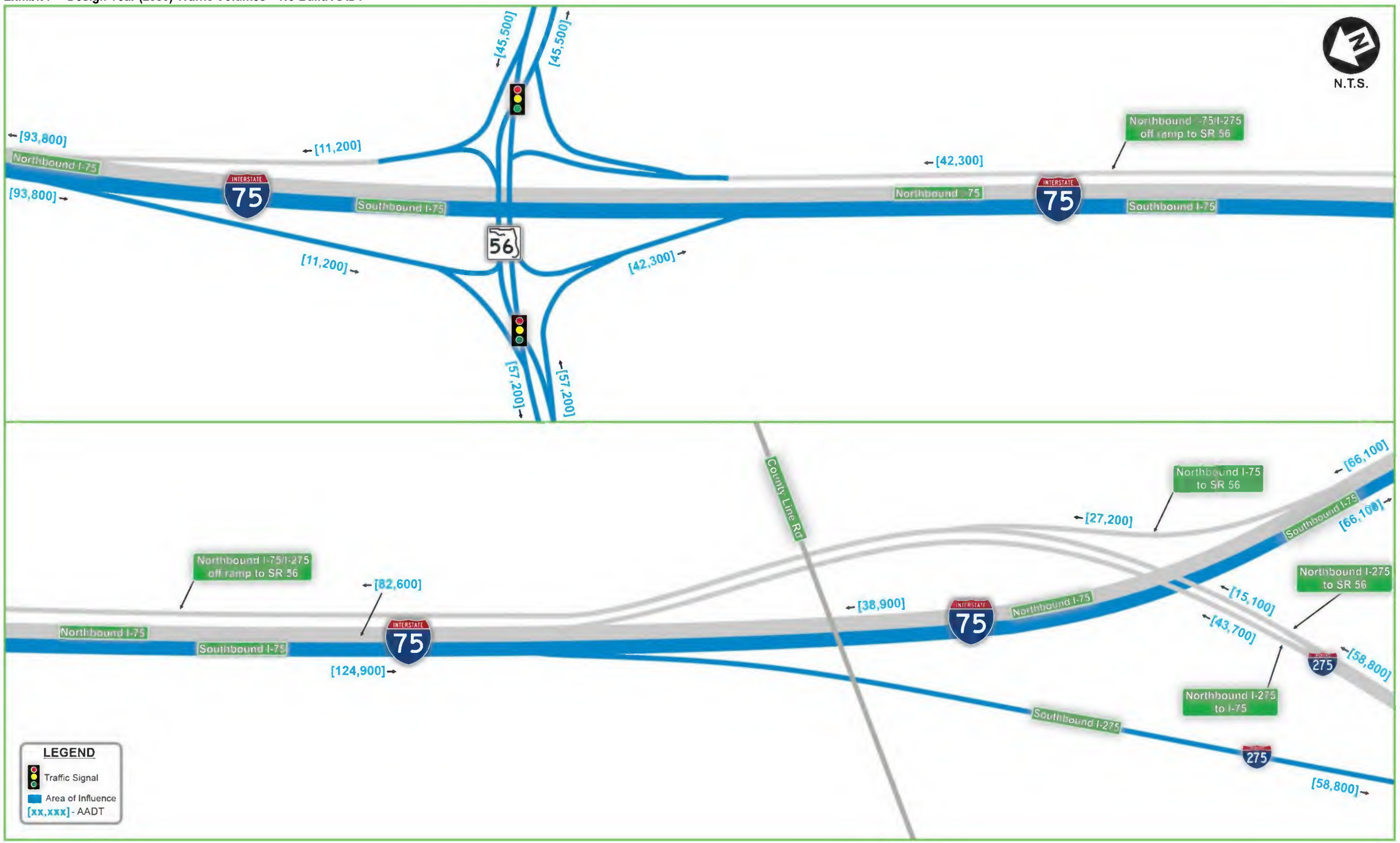

Exhibit F (Continued) – Design Year (2050) Traffic Volumes – No Build DDHV and TMV

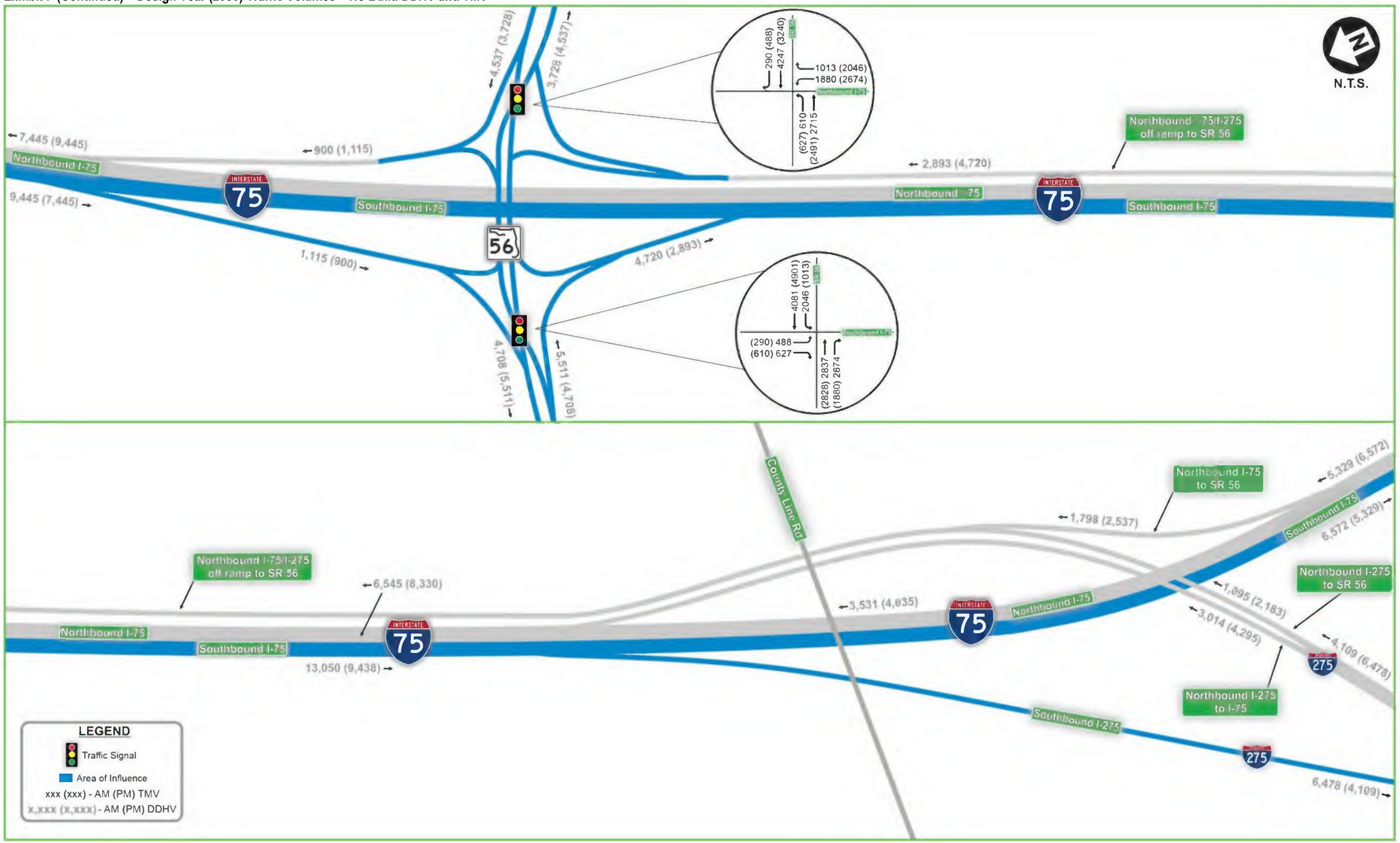

Exhibit F (Continued) – Design Year (2050) Traffic Volumes – Build AADT

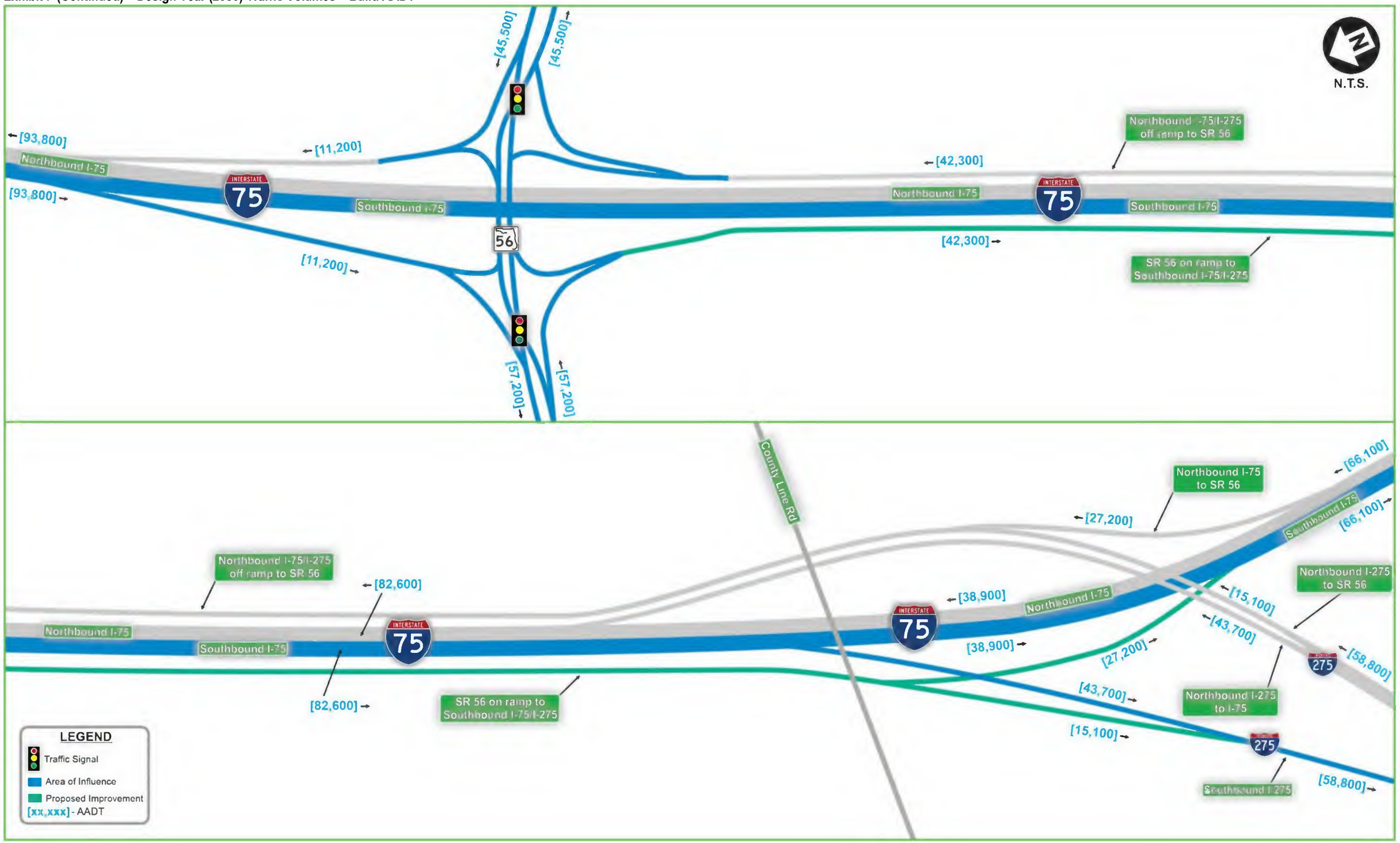

Exhibit F (Continued) – Design Year (2050) Traffic Volumes – Build DDHV and TMV

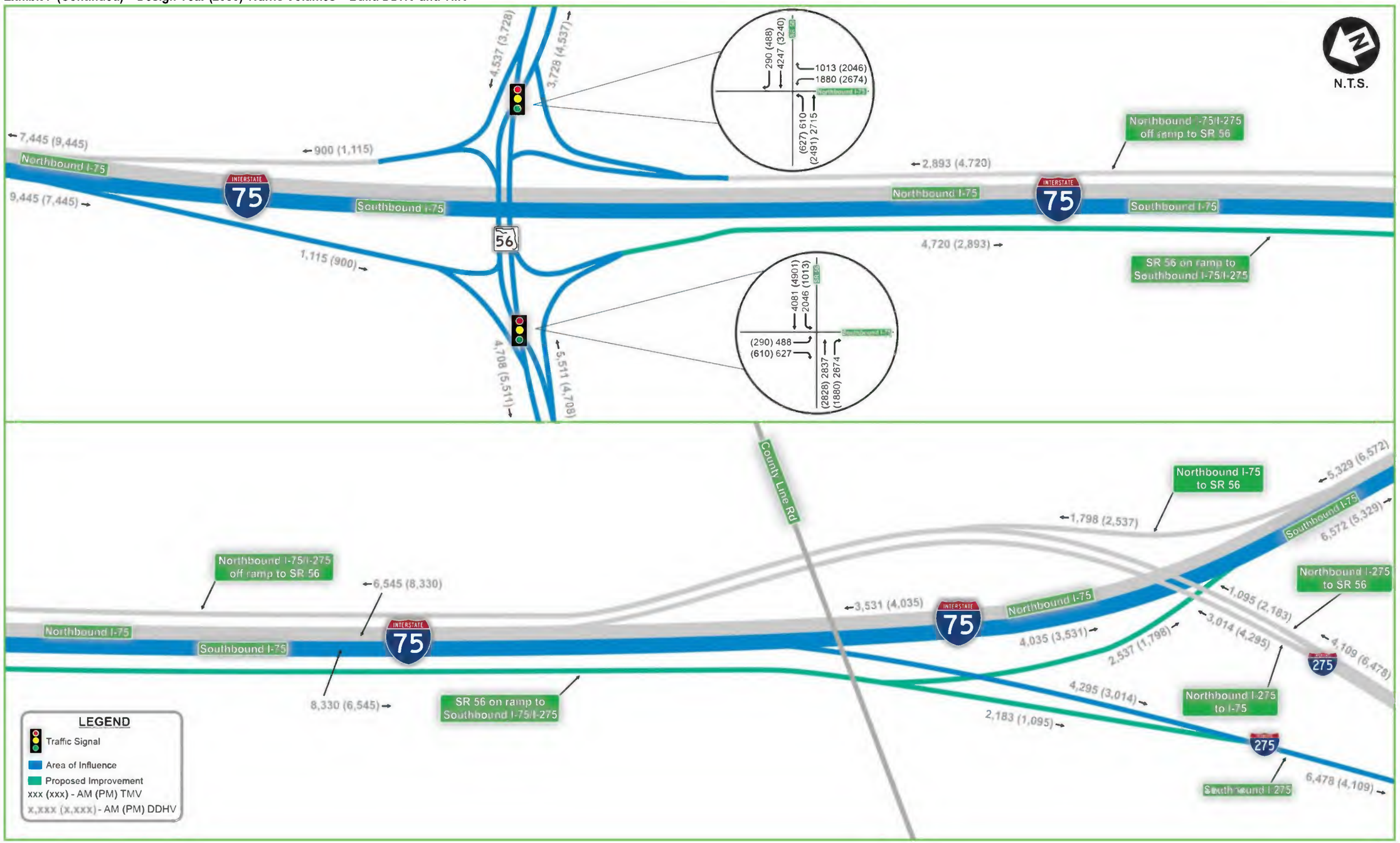

DocuSign Envelope ID: 00F7F873-2213-453E-A7D6-7A719BA1E281

D

Signal Timing Plans

DocuSign Envelope ID: 00F7F873-2213-453E-A7D6-7A719BA1E281

D.1

Existing Signal Timing Plans

DocuSign Envelope ID: 00F7F873-2213-453E-A7D6-7A719BA1E281

Location Details	
Section:	Mile Post:
Major Street: ***SR 56***	Orientation: ***E-W***
Minor Street: ***I-75 SB Ramp***	Orientation: ***N-S***
Signal ID: ***736***	System ID:

Controller Timings (seconds)

Movement # (Controller Phase Ø)	1	2	3	4	5	6	7	8	Notes
Direction		*WB*		*SB*	*WBLT*	*EB*			
Turn Type					*Prot*				
Min Green		*20*		*10*	*7*	*20*			
Ext		*4.0*		*4.7*	*3.0*	*4.0*			
Yellow		*4.8*		*4.2*	*4.8*	*4.8*			
All Red		*3.1*		*2.0*	*3.1*	*3.1*			
Max I		*200*		*30*	*105*	*95*			
Max II									
Walk		*7*		*7*		*7*			
Flashing Don't Walk		*7*		*36*		*46*			
Detector Memory									
Det. Switching to:									
Recall		*MIN*				*MIN*			
CNA		*No*				*No*			

Coordination Timings (seconds)

Pattern	C-S-O	Cycle Length	Splits							Offset	Sequence	Coord Ø
1		*220*		*183*		*37*	*126*	*57*			*34*	*5*	*2,6*
2		*130*		*99*		*31*	*42*	*57*			*70*	*5*	*2,6*
3		*220*		*173*		*47*	*67*	*106*			*120*	*1*	*2,6*
4		*120*		*95*		*25*	*34*	*61*			*27*	*1*	*2,6*
5		*120*		*97*		*23*	*42*	*55*			*38*	*1*	*2,6*
6		*150*		*113*		*37*	*51*	*62*			*20*	*1*	*2,6*
7		*130*		*102*		*28*	*46*	*56*			*34*	*1*	*2,6*

Offset Reference Point	
Offset	***Beginning of Yellow***

Notes:
1) Use 'Max I' during FREE Operation and Inhibit 'Max' during coordination.
2) Use Floating Force Offs.
3) Max recall Ø2 and Ø6 during coordination.
4) Max Recall Ø5 during Pattern 1 and Pattern 3.
5) Min Recall Ø4 during Pattern 3 and Pattern 4.
6) Min Recall on Ø5 during Pattern 4.

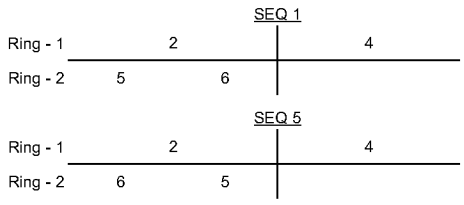

DocuSign Envelope ID: 00F7F873-2213-453E-A7D6-7A719BA1E281

Time of Day Plan

Major Street: ***SR 56***

Minor Street: ***I-75 SB Ramp***

Signal ID: ***736***

Day Plans

Mon-Thurs			
Day Plan 1			
Hr	Min	Patt	Cycl
0	0	254	Free
6	0	1	220
9	30	2	130
14	30	3	220
19	0	4	120
21	0	254	Free

Saturday			
Day Plan 2			
Hr	Min	Patt	Cycl
0	0	254	Free
8	0	5	120
10	0	6	150
18	30	7	130
21	30	254	Free

Sunday			
Day Plan 3			
Hr	Min	Patt	Cycl
0	0	254	Free
8	0	5	120
10	0	6	150
18	30	7	130
21	30	254	Free

Friday			
Day Plan 4			
Hr	Min	Patt	Cycl
0	0	254	Free
6	0	1	220
9	30	2	130
14	30	3	220
19	0	4	120
21	0	254	Free

Day Plan 5			
Hr	Min	Patt	Cycl

Day Plan 6			
Hr	Min	Patt	Cycl

Day Plan 7			
Hr	Min	Patt	Cycl

Day Plan 8			
Hr	Min	Patt	Cycl

Patt	Force Mode	Alt Opt Table	Alt Time Table	Coord Max Plan	Alt Time Table Max Values (Seconds)															
					Ø1	Ø2	Ø3	Ø4	Ø5	Ø6	Ø7	Ø8	Ø9	Ø10	Ø11	Ø12	Ø13	Ø14	Ø15	Ø16
1	FLOAT	None	None	Max Inh																
2	FLOAT	None	None	Max Inh																
3	FLOAT	None	None	Max Inh																
4	FLOAT	None	None	Max Inh																
5	FLOAT	None	None	Max Inh																
6	FLOAT	None	None	Max Inh																
7	FLOAT	None	None	Max Inh																

DocuSign Envelope ID: 00F7F873-2213-453E-A7D6-7A719BA1E281

05/04/21

Location Details	
Section:	Mile Post:
Major Street: ***SR 56***	Orientation: ***E-W***
Minor Street: ***I-75 NB Ramp***	Orientation: ***N-S***
Signal ID: ***737***	System ID:

Controller Timings (seconds)

Movement # (Controller Phase Ø)	1	2	3	4	5	6	7	8	Notes
Direction	***EBLT***	***WB***				***EB***		***NB***	
Turn Type	***Prot***								
Min Green	***5***	***15***				***15***		***10***	
Ext	***4.5***	***3.0***				***3.0***		***4.0***	
Yellow	***4.8***	***4.8***				***4.8***		***4.0***	
All Red	***4.9***	***3.9***				***3.9***		***3.0***	
Max I	***40***	***90***				***135***		***95***	
Max II									
Walk		***7***				***7***			
Flashing Don't Walk		***24***				***48***			
Detector Memory									
Det. Switching to:									
Recall		***MIN***				***MIN***			
CNA		***No***				***No***			

Coordination Timings (seconds)

Pattern	C-S-O	Cycle Length	Splits								Offset	Sequence	Coord Ø
1		***220***	***58***	***102***				***160***		***60***	***118***	***1***	***2,6***
2		***130***	***42***	***38***				***80***		***50***	***75***	***1***	***2,6***
3		***220***	***45***	***51***				***96***		***124***	***193***	***1***	***2,6***
4		***120***	***31***	***44***				***75***		***45***	***79***	***1***	***2,6***
5		***120***	***35***	***51***				***86***		***34***	***91***	***1***	***2,6***
6		***150***	***42***	***51***				***93***		***57***	***79***	***1***	***2,6***
7		***130***	***33***	***49***				***82***		***48***	***89***	***1***	***2,6***

Offset Reference Point	
Offset	***Beginning of Yellow***

SEQ 1

Ring - 1	1	2	8
Ring - 2	6		

Notes:
1) Use 'Max I' during FREE Operation and Inhibit 'Max' during coordination.
2) Use Floating Force Offs.
3) Max recall Ø2 and Ø6 during coordination.
4) Max Recall Ø1 during Pattern 1 and Pattern 3.
5) Min Recall Ø1 and Ø8 during Pattern 4.
6) Min Recall Ø8 during Pattern 3.
7) Gap Reduction implemented on Ø1 and Ø8.

DocuSign Envelope ID: 00F7F873-2213-453E-A7D6-7A719BA1E281

Time of Day Plan

Major Street: ***SR 56***

Minor Street: ***I-75 NB Ramp***

Signal ID: ***737***

Day Plans

Mon-Thurs			
Day Plan 1			
Hr	Min	Patt	Cycl
0	0	254	Free
6	0	1	220
9	30	2	130
14	30	3	220
19	0	4	120
21	0	254	Free

Saturday			
Day Plan 2			
Hr	Min	Patt	Cycl
0	0	254	Free
8	0	5	120
10	0	6	150
18	30	7	130
21	30	254	Free

Sunday			
Day Plan 3			
Hr	Min	Patt	Cycl
0	0	254	Free
8	0	5	120
10	0	6	150
18	30	7	130
21	30	254	Free

Friday			
Day Plan 4			
Hr	Min	Patt	Cycl
0	0	254	Free
6	0	1	220
9	30	2	130
14	30	3	220
19	0	4	120
21	0	254	Free

Day Plan 5			
Hr	Min	Patt	Cycl

Day Plan 6			
Hr	Min	Patt	Cycl

Day Plan 7			
Hr	Min	Patt	Cycl

Day Plan 8			
Hr	Min	Patt	Cycl

Patt	Force Mode	Alt Opt Table	Alt Time Table	Coord Max Plan	Alt Time Table Max Values (Seconds)															
					Ø1	Ø2	Ø3	Ø4	Ø5	Ø6	Ø7	Ø8	Ø9	Ø10	Ø11	Ø12	Ø13	Ø14	Ø15	Ø16
1	FLOAT	None	None	Max Inh																
2	FLOAT	None	None	Max Inh																
3	FLOAT	None	None	Max Inh																
4	FLOAT	None	None	Max Inh																
5	FLOAT	None	None	Max Inh																
6	FLOAT	None	None	Max Inh																
7	FLOAT	None	None	Max Inh																

DocuSign Envelope ID: 00F7F873-2213-453E-A7D6-7A719BA1E281

D.2

DDI Signal Timing Plans

DocuSign Envelope ID: 00F7F873-2213-453E-A7D6-7A719BA1E281

Location Details			
Signal ID:	**736**	Date:	**May 18, 2022**
Major Street:	**SR 56**	Orientation:	**E-W**
Minor Street:	**I-75 SB Ramp**	Orientation:	**N-S**

Controller Timings (seconds)

Movement # (Controller Phase Ø)	Ø1	Ø2	Ø3	Ø4	Ø5	Ø6	Ø7	Ø8	Ø9	Ø10	Ø11	Ø12	Ø13	Ø14	Ø15	Ø16	Notes
Direction		WB		EB/SBRT	dummy	SBLT											
Turn Type																	
Min Green		20		20	2	20											
Ext		4.0		4.5	3.0	4.0											
Yellow		4.9		4.9	4.0	4.9											
All Red		7.8		2.8	2.0	2.0											
Max I		60		60	15	60											
Max II																	
Walk				7													
Flashing Don't Walk				12													
Detector Memory																	
Det. Switching to:																	
Recall		MAX		MAX PED	MAX	MAX											
CNA																	

Coordination Timings (seconds)

Pattern	C-S-O	Cycle Length	Splits															Offset	Seq	Coord Ø
			Ø1	Ø2	Ø3	Ø4	Ø5	Ø6	Ø7	Ø8	Ø9	Ø10	Ø11	Ø12	Ø13	Ø14	Ø15	Ø16			
1		220		134 MAX		86 MAX	23 MAX	111 MAX											185	1	2, 6
3		220		163 MAX		57 MAX	15 MAX	148 MAX											82	1	2, 6
12		150		87 MAX		63 MAX	13 MAX	74 MAX											134	1	2, 6
22		150		92 MAX		58 MAX	15 MAX	77 MAX											134	1	2, 6
33		220		150 MAX		70 MAX	15 MAX	135 MAX											82	1	2, 6

Offset Reference Point	Phase Mode
Beginning of Yellow	**---**

SEQ 1

Ring - 1	2		4
Ring - 2	5	6	

Notes:
1) Use 'Max I' during FREE Operation.
2) Max recall Ø2 and Ø6 during coordination.

DocuSign Envelope ID: 00F7F873-2213-453E-A7D6-7A719BA1E281

Signal ID:	**736**
Major Street:	**SR 56**
Minor Street:	**I-75 SB Ramp**

Day Plans

Mon-Fri

Day Plan 1

Hr	Min	Patt	Cycl
00	00	12	150
06	00	1	220
09	30	22	150
12	30	22	150
13	45	22	150
14	30	3	220
18	45	12	150
19	30	12	150

Saturday

Day Plan 2

Hr	Min	Patt	Cycl
00	00	22	150
08	00	22	150
11	00	33	220
18	30	22	150
21	30	22	150

Sunday

Day Plan 3

Hr	Min	Patt	Cycl
00	00	22	150
08	00	22	150
11	00	33	220
18	30	22	150
21	30	22	150

Day Plan 4

Hr	Min	Patt	Cycl

Day Plan 5

Hr	Min	Patt	Cycl

Day Plan 6

Hr	Min	Patt	Cycl

Day Plan 7

Hr	Min	Patt	Cycl

Day Plan 8

Hr	Min	Patt	Cycl

Patt	Force Mode	Detector Plan	Timing Plan	Coord Max Plan	Alt Time Table Max Values (Seconds)															
					Ø1	Ø2	Ø3	Ø4	Ø5	Ø6	Ø7	Ø8	Ø9	Ø10	Ø11	Ø12	Ø13	Ø14	Ø15	Ø16
1	Float			MAXINH																
3	Float			MAXINH																
12	Float			MAXINH																
22	Float			MAXINH																
33	Float			MAXINH																

DocuSign Envelope ID: 00F7F873-2213-453E-A7D6-7A719BA1E281

Interstate 75 at SR 56 – West Intersection

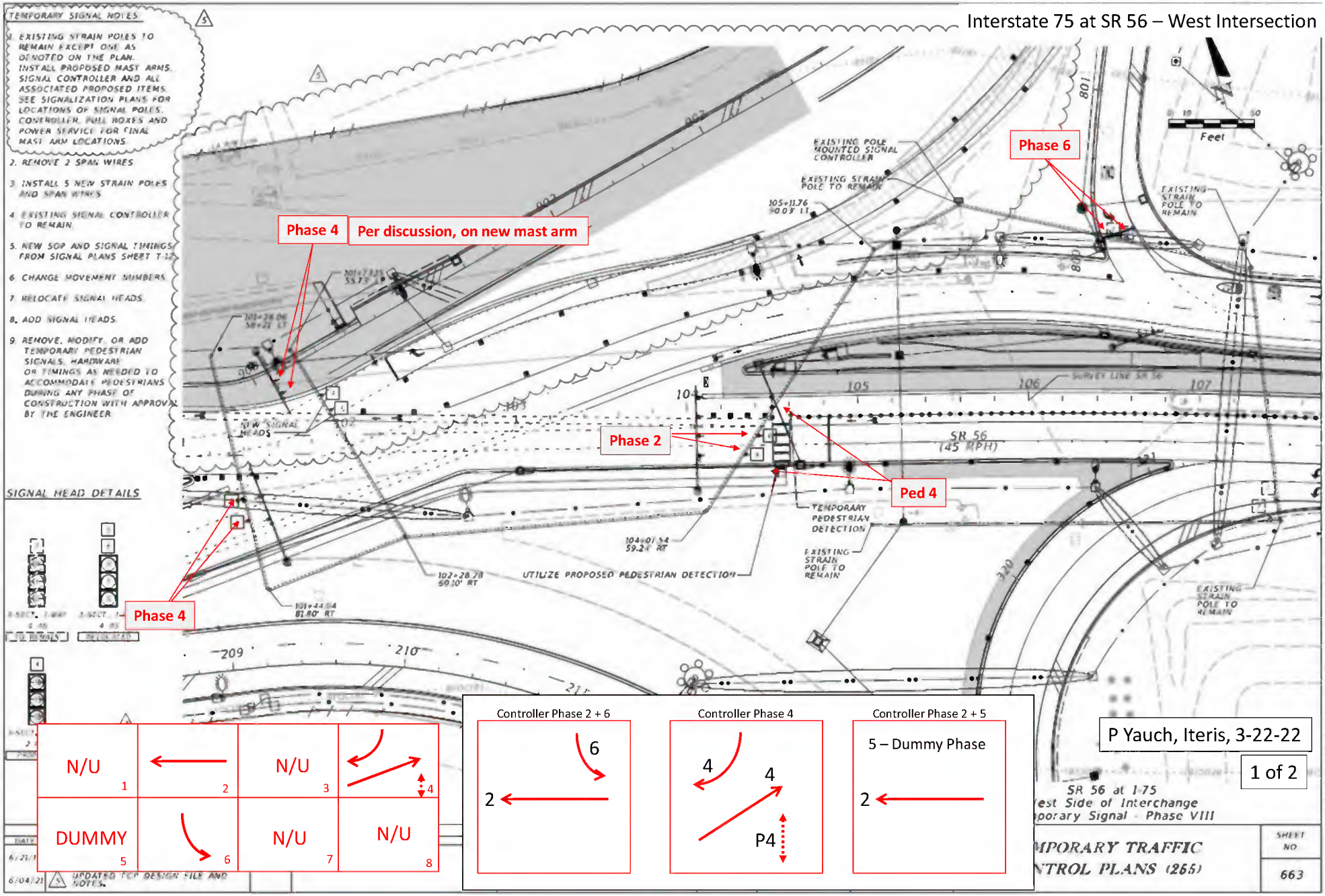

DocuSign Envelope ID: 00F7F873-2213-453E-A7D6-7A719BA1E281

Location Details			
Signal ID:	**737**	Date:	**May 5, 2022**
Major Street:	**SR 56**	Orientation:	**E-W**
Minor Street:	**I-75 NB Ramp**	Orientation:	**N-S**

Controller Timings (seconds)

Movement # (Controller Phase Ø)	Ø1	Ø2	Ø3	Ø4	Ø5	Ø6	Ø7	Ø8	Ø9	Ø10	Ø11	Ø12	Ø13	Ø14	Ø15	Ø16	Notes
Direction	dummy	NB	dummy	WB		EB		NBRT									
Turn Type																	
Min Green	2	20	1	20		20		20									
Ext	3.0	4.0	3.0	3.0		3.0		3.0									
Yellow	4.0	4.9	4.0	4.9		4.9		4.9									
All Red	2.0	3.2	2.0	2.9		8.6		2.9									
Max I	5	60	5	60		60		60									
Max II																	
Walk		7															
Flashing Don't Walk		18															
Detector Memory	ON							ON									
Det. Switching to:																	
Recall	MAX	MAX PED	MAX	MAX		MAX		MAX									
CNA																	

Coordination Timings (seconds)

Pattern	C-S-O	Cycle Length	Splits															Offset	Seq	Coord Ø
			Ø1	Ø2	Ø3	Ø4	Ø5	Ø6	Ø7	Ø8	Ø9	Ø10	Ø11	Ø12	Ø13	Ø14	Ø15	Ø16			
1		220	13 MAX	80 MAX	30	127 MAX		93 MAX		127 MAX									60	1	2, 6
3		220	24 MAX	117 MAX	30 MAX	49 MAX		141 MAX		79 MAX									11	1	2, 6
22		150	16 MAX	71 MAX	14 MAX	49 MAX		87 MAX		63 MAX									61	1	2, 6
33		220	39 MAX	94 MAX	38 MAX	49 MAX		133 MAX		87 MAX									1	1	2, 6

Offset Reference Point	Phase Mode
Beginning of Yellow	**---**

Notes:
1) Use 'Max I' during FREE Operation.
2) Max recall Ø2 and Ø6 during coordination.
3) Timing plans 1-3 in use

SEQ 1

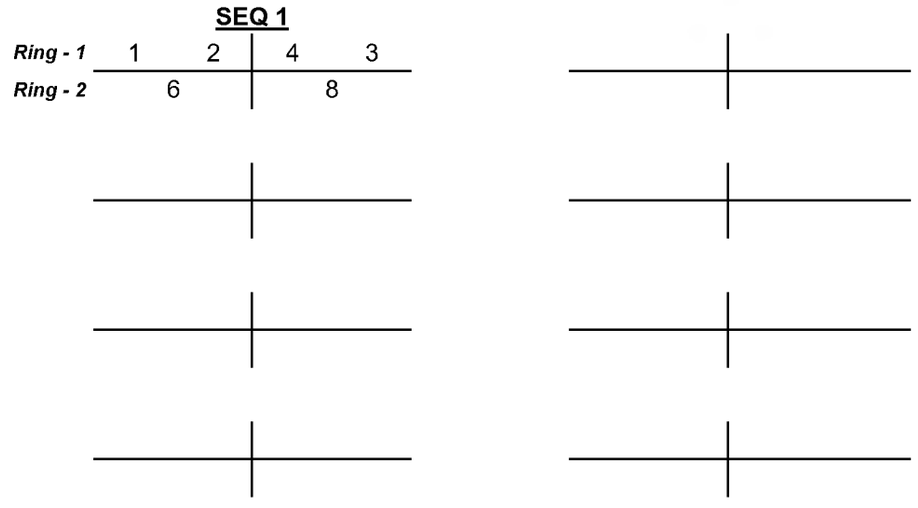

DocuSign Envelope ID: 00F7F873-2213-453E-A7D6-7A719BA1E281

Signal ID:	**737**
Major Street:	**SR 56**
Minor Street:	**I-75 NB Ramp**

Day Plans

Mon-Fri

Day Plan 1

Hr	Min	Patt	Cycl
00	00	22	150
06	00	1	220
09	30	22	150
14	30	3	220
18	45	22	150
19	30	22	150

Saturday

Day Plan 2

Hr	Min	Patt	Cycl
00	00	22	150
08	00	22	150
11	00	33	220
18	30	22	150
21	30	22	150

Sunday

Day Plan 3

Hr	Min	Patt	Cycl
00	00	22	150
08	00	22	150
11	00	33	220
18	30	22	150
21	30	22	150

Day Plan 4

Hr	Min	Patt	Cycl

Day Plan 5

Hr	Min	Patt	Cycl

Day Plan 6

Hr	Min	Patt	Cycl

Day Plan 7

Hr	Min	Patt	Cycl

Day Plan 8

Hr	Min	Patt	Cycl

Patt	Force Mode	Detector Plan	Timing Plan	Coord Max Plan	Alt Time Table Max Values (Seconds)															
					Ø1	Ø2	Ø3	Ø4	Ø5	Ø6	Ø7	Ø8	Ø9	Ø10	Ø11	Ø12	Ø13	Ø14	Ø15	Ø16
1	Float		1	MAXINH																
3	Float		3	MAXINH																
22	Float		2	MAXINH																
33	Float		3	MAXINH																

DocuSign Envelope ID: 00F7F873-2213-453E-A7D6-7A719BA1E281

Proposed

Interstate 75 at SR 56 – East Intersection

P Yauch, Iteris, 5-4-22

1. EXISTING STRAIN POLES TO REMAIN EXCEPT ONE AS DENOTED ON THE PLAN.
2. REMOVE 1 SPAN WIRE.
3. INSTALL 5 NEW STRAIN POLES AND SPAN WIRES.
4. EXISTING SIGNAL CONTROLLER TO REMAIN.
5. NEW SOP AND SIGNAL TIMINGS FROM SIGNAL PLANS SHEET T-32.
6. CHANGE MOVEMENT NUMBERS.
7. RELOCATE SIGNAL HEADS.
8. ADD SIGNAL HEADS.
9. SHALL REMOVE, MODIFY, OR ADD TEMPORARY PEDESTRIAN SIGNALS, HARDWARE OR TIMINGS AS NEEDED TO ACCOMMODATE PEDESTRIANS DURING ANY PHASE OF CONSTRUCTION WITH APPROVAL BY THE ENGINEER.

SIGNAL HEAD DETAILS

3-SECT., 1-WAY, 4 AS, RELOCATED

3-SECT., 1-WAY, 6 AS, RELOCATED

3-SECT., 1-WAY, 2 AS, PROPOSED

EXISTING POLE MOUNTED SIGNAL CONTROLLER

EXISTING STRAIN POLE TO REMAIN

EXISTING STRAIN POLE TO REMAIN

EXISTING STRAIN POLE TO REMAIN (REMOVE EXISTING SPAN WIRE ACROSS SR 56)

TEMPORARY PEDESTRIAN DETECTION

UTILIZE PROPOSED PEDESTRIAN DETECTION

SURVEY LINE SR 56

SR 56 (45 MPH)

LA R/W Line

Phase 2

Phase 4

Phase 6

Phase 8

Ped 2

DUMMY 1	2	4	DUMMY 3
N/U 5	6	N/U 7	8

Controller Phase 2+6

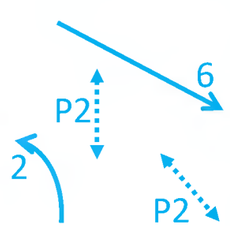

Controller Phases 4 & 8

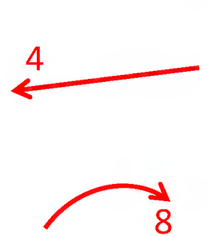

Controller Phases 3 & 8

3 – Dummy Phase

Controller Phase 1+6



1 – Dummy Phase

DATE	
6/21/19	
6/04/21	

SHEET NO. 664

2 of 2

THE ORIGINAL OF THIS SHEET IS THE ELECTRONIC FILE DIGITALLY SIGNED AND SEALED UNDER RULE 61G15-23.004, F.A.C.

DocuSign Envelope ID: 00F7F873-2213-453E-A7D6-7A719BA1E281

E

Existing Year (2021) Analysis Results

DocuSign Envelope ID: 00F7F873-2213-453E-A7D6-7A719BA1E281

E.1

CORSIM Calibration Results

DocuSign Envelope ID: 00F7F873-2213-453E-A7D6-7A719BA1E281

Temporal Distribution of CORSIM Network Entry Volumes

Existing Year (2021) AM Peak Period

Entry Volume Location	Period 1 - Pre Peak Hour					Period 2 - Peak Hour					Period 3 - Post Peak Hour					Three-Hour Throughput (Veh)	Check
	TP1	TP2	TP3	TP4	Total	TP5	TP6	TP7	TP8	Total	TP9	TP10	TP11	TP12	Total		
	6:00	6:15	6:30	6:45		7:00	7:15	7:30	7:45		8:00	8:15	8:30	8:45			
I-75 Southbound																	
North of SR 56	3716	3924	4064	4280	95.5%	4524	4604	4028	3580	100.0%	4068	3772	3076	3184	84.2%	279.8%	
	929	981	1016	1070	3996	1131	1151	1007	895	4184	1017	943	769	796	3525	11705	11705
	23.2%	24.5%	25.4%	26.8%	100.0%	27.0%	27.5%	24.1%	21.4%	100.0%	28.9%	26.8%	21.8%	22.6%	100.0%	-	
SR 56																	
Eastbound SR 56 West of I-75	1552	2032	2084	2040	79.3%	2176	2552	2568	2432	100.0%	2332	2232	2100	1836	87.4%	266.6%	
	388	508	521	510	1927	544	638	642	608	2432	583	558	525	459	2125	6484	6485
	20.1%	26.3%	27.0%	26.5%	100.0%	22.4%	26.2%	26.4%	25.0%	100.0%	27.4%	26.3%	24.7%	21.6%	100.0%	-	
Westbound SR 56 East of I-75	1020	1484	1644	1796	66.7%	2068	2548	2252	2040	100.0%	1948	1960	1968	1780	85.9%	252.6%	
	255	371	411	449	1486	517	637	563	510	2228	487	490	492	445	1914	5628	5628
	17.2%	24.9%	27.7%	30.2%	100.0%	23.2%	28.6%	25.3%	22.9%	100.0%	25.4%	25.6%	25.7%	23.3%	100.0%	-	
Cross Streets																	
Northbound I-75 to SR 56 Off Ramp	872	1136	1388	1272	80.2%	1392	1324	1492	1612	100.0%	1356	1352	1464	1536	98.1%	278.3%	
	218	284	347	318	1167	348	331	373	403	1455	339	338	366	384	1427	4049	4049
	18.7%	24.3%	29.7%	27.2%	100.0%	23.9%	22.7%	25.6%	27.7%	100.0%	23.8%	23.7%	25.6%	26.9%	100.0%	-	

Existing Year (2021) PM Peak Period

Entry Volume Location	Period 1 - Pre Peak Hour					Period 2 - Peak Hour					Period 3 - Post Peak Hour					Three-Hour Throughput (Veh)	Check
	TP1	TP2	TP3	TP4	Total	TP5	TP6	TP7	TP8	Total	TP9	TP10	TP11	TP12	Total		
	3:45	4:00	4:15	4:30		4:45	5:00	5:15	5:30		5:45	6:00	6:15	6:30			
I-75 Southbound																	
North of SR 56	3276	3424	3432	3008	97.2%	3472	3556	3124	3368	100.0%	3364	3192	2600	2528	86.4%	283.7%	
	819	856	858	752	3285	868	889	781	842	3379	841	798	650	632	2921	9585	9585
	24.9%	26.1%	26.1%	22.9%	100.0%	25.7%	26.3%	23.1%	24.9%	100.0%	28.8%	27.3%	22.3%	21.6%	100.0%	-	
SR 56																	
Eastbound SR 56 West of I-75	2272	2164	2248	2080	96.6%	1908	2148	2628	2388	100.0%	2284	2268	2392	2032	99.0%	295.5%	
	568	541	562	520	2190	477	537	657	597	2268	571	567	598	508	2244	6702	6702
	25.9%	24.7%	25.7%	23.7%	100.0%	21.1%	23.7%	28.9%	26.3%	100.0%	25.5%	25.3%	26.6%	22.6%	100.0%	-	
Westbound SR 56 East of I-75	1428	1492	1580	1528	97.7%	1552	1664	1464	1488	100.0%	1348	1360	1320	1276	86.0%	283.8%	
	357	373	395	382	1508	388	416	366	372	1543	337	340	330	319	1327	4378	4378
	23.7%	24.8%	26.2%	25.3%	100.0%	25.2%	27.0%	23.7%	24.1%	100.0%	25.4%	25.6%	24.9%	24.1%	100.0%	-	
Cross Streets																	
Northbound I-75 to SR 56 Off Ramp	2644	2488	2916	2768	96.3%	2896	2724	2856	2752	100.0%	2616	2396	2608	2160	87.1%	283.4%	
	661	622	729	692	2704	724	681	714	688	2807	654	599	652	540	2445	7956	7956
	24.4%	23.0%	27.0%	25.6%	100.0%	25.8%	24.3%	25.4%	24.5%	100.0%	26.7%	24.5%	26.7%	22.1%	100.0%	-	

Legend:

Peak Hour Traffic Volumes

Adjusted to Equal Peak Hour

DocuSign Envelope ID: 00F7F873-2213-453E-A7D6-7A719BA1E281

Existing Year (2021) Raw/Balanced - AM Peak Hour

Roadway Segment Measures of Effectiveness (MOEs)

Road	Type of Freeway Facility	Segment Number	Location		Link ID	From Node	To Node	Length (ft)	Hourly Volumes (veh)					Link-Specific MOEs			Segment Average (Weighted)						
			From	To					Volume Input (vph)	Volume Processed (vph)	Difference	Percent Difference	GEH	Speed (mph)	Density	LOS	Volume Input (vph)	Volume Processed (vph)	Difference	Percent Difference	GEH	Speed (mph)	Density
I-75 (SB)	Basic Freeway Segment	1	North of SR 56 Off Ramp		USN 2000 DSN 2001 Link_Freeway	2000	2001	1,250	4,184	4,183	1	-0.02%	0.0	68.6	15.5	B	4,184	4,186	-2	0.04%	0.0	68.4	15.4
					USN 2001 DSN 2002 Link_Freeway	2001	2002	1,250	4,184	4,188	-4	0.09%	0.1	68.2	15.4	B							
	Diverge Segment	2	North of SR 56 Off Ramp	SR 56 Off Ramp	USN 2002 DSN 2003 Link_Freeway	2002	2003	1,500	4,184	4,188	-4	0.09%	0.1	66.9	15.1	B	4,184	4,188	-4	0.09%	0.1	66.9	15.1
	Basic Freeway Segment	3	SR 56 Off Ramp	SR 56 On Ramp	USN 2003 DSN 2004 Link_Freeway	2003	2004	1,913	3,723	3,731	-8	0.21%	0.1	67.7	13.8	B	3,723	3,733	-10	0.26%	0.2	67.7	13.8
					USN 2004 DSN 2005 Link_Freeway	2004	2005	1,913	3,723	3,734	-11	0.30%	0.2	67.6	13.8	B							
	Major Merge Segment	4	SR 56 On Ramp	South of SR 56 On Ramp	USN 2005 DSN 2006 Link_Freeway	2005	2006	1,500	6,902	6,826	76	-1.10%	0.9	63.4	18.0	B	6,902	6,826	76	-1.10%	0.9	63.4	18.0
	Basic Freeway Segment	5	South of SR 56 On Ramp		USN 2006 DSN 2007 Link_Freeway	2006	2007	1,395	6,902	6,824	78	-1.13%	0.9	65.8	17.3	B	6,902	6,823	79	-1.15%	1.0	64.8	17.6
					USN 2007 DSN 2008 Link_Freeway	2007	2008	1,395	6,902	6,821	81	-1.17%	1.0	63.8	17.8	B							
	Major Diverge Segment	6	South of SR 56 On Ramp	I-275 Diverge	USN 2008 DSN 2009 Link_Freeway	2008	2009	1,500	6,902	6,830	72	-1.04%	0.9	65.3	17.4	B	6,902	6,830	72	-1.04%	0.9	65.3	17.4
	Lane Drop Segment	7	I-275 Diverge	South of I-275 Diverge	USN 2009 DSN 2010 Link_Freeway	2009	2010	1,360	3,519	3,335	184	-5.23%	3.1	67.9	12.3	B	3,519	3,334	185	-5.24%	3.2	67.2	12.4
					USN 2010 DSN 2011 Link_Freeway	2010	2011	1,360	3,519	3,334	185	-5.26%	3.2	66.5	12.5	B							
	Basic Freeway Segment	8	South of I-275 Diverge		USN 2011 DSN 2012 Link_Freeway	2011	2012	1,800	3,519	3,337	182	-5.16%	3.1	66.5	16.7	B	3,519	3,339	180	-5.11%	3.1	66.8	16.6
					USN 2012 DSN 2013 Link_Freeway	2012	2013	1,800	3,519	3,341	178	-5.07%	3.0	67.2	16.6	B							

DocuSign Envelope ID: 00F7F873-2213-453E-A7D6-7A719BA1E281

Existing Year (2021) Raw/Balanced - AM Peak Hour

Intersection Measures of Effectiveness (MOEs)

SR 56 Intersection	Approach	Link ID	Demand Traffic Volumes				Simulated Volumes							Control Delay Movement (sec/veh)			Approach LOS		Intersection LOS	
			Left	Through	Right	Total	Left	Through	Right	Total	Difference	% Diff	GEH	Left	Through	Right	Delay	LOS	Delay	LOS
Southbound I-75 Ramp Terminal	Eastbound	USN 5003 DSN 504 Link_Surface	0	760	0	2,432	0	758	0	2,414	2	-0.2%	0.1		71.0		71.0	E	46.1	D
		USN 5003 DSN 2202 Link_Surface	0	0	1,672		0	0	1,656		17	-1.0%	0.4							
	Westbound	USN 5005 DSN 504 Link_Surface	1,507	0	0	2,879	1,458	0	0	2,731	49	-3.3%	1.3	65.8			38.1	D		
			0	1,372	0		0	1,273	0		99	-7.2%	2.7		4.0					
	Southound	USN 2201 DSN 504 Link_Surface	121	0	0	461	131	0	0	463	-10	8.3%	0.9	93.3			93.3	F		
		USN 2201 DSN 5014 Link_Surface	0	0	340		0	0	332		8	-2.3%	0							
Northbound I-75 Ramp Terminal	Eastbound	USN 504 DSN 5005 Link_Surface	279	0	0	881	250	0	0	901	29	-10.4%	1.8	78.2			34.0	C	114.9	F
			0	602	0		0	651	0		-49	8.1%	1.9		15.4					
	Westbound	USN 5012 DSN 5005 Link_Surface	0	2,110	0	2,228	0	1,913	0	2,025	197	-9.4%	4.4		280.2		176.1	F		
		USN 5013 DSN 1207 Link_Surface	0	0	118		0	0	113		5	-4.5%	0.5							
	Northbound	USN 1206 DSN 5005 Link_Surface	769	0	0	1,455	782	0	0	1,450	-13	1.7%	0.5	59.6			59.6	E		
		USN 1206 DSN 5006 Link_Surface	0	0	686		0	0	668		18	-2.7%	0.7							

DocuSign Envelope ID: 00F7F873-2213-453E-A7D6-7A719BA1E281

Existing Year (2021) Raw/Balanced - AM Peak Hour

Intersection Measures of Effectiveness (MOEs)

SR 56 Intersection	Approach	Lane	Link/Lane ID	Average Vehicle Queue Length (ft)	Maximum Vehicle Queue Length (ft)	Maximum Vehicle Queue in Lane Group (ft)
Southbound I-75 Ramp Terminal	Eastbound	Through (Inside)	USN 5003 DSN 504 Lane 2 Lane_Surface	225	475	475
		Through (Outside)	USN 5003 DSN 504 Lane 1 Lane_Surface	200	475	
		Right	USN 5003 DSN 2202 Lane 1 Lane_Surface	0	25	25
	Westbound	Left (Inside)	USN 5005 DSN 504 Lane 4 Lane_Surface	475	900	900
		Left (Outside)	USN 5005 DSN 504 Lane 3 Lane_Surface	425	875	
		Through (Inside)	USN 5005 DSN 504 Lane 2 Lane_Surface	25	325	400
		Through (Outside)	USN 5005 DSN 504 Lane 1 Lane_Surface	25	400	
	Southbound	Left	USN 2201 DSN 504 Lane 1 Lane_Surface	100	250	250
		Right	USN 2201 DSN 5014 Lane 1 Lane_Surface	0	0	0
Northbound I-75 Ramp Terminal	Eastbound	Left	USN 504 DSN 5005 Lane 7 Lane_Surface	150	475	475
		Through (Inside)	USN 504 DSN 5005 Lane 2 Lane_Surface	50	250	250
		Through (Outside)	USN 504 DSN 5005 Lane 1 Lane_Surface	50	250	
	Westbound	Through (Inside)	USN 5012 DSN 5005 Lane 4 Lane_Surface	1,400	1,825	1,900
		Through (Middle)	USN 5012 DSN 5005 Lane 3 Lane_Surface	1,550	1,900	
		Through (Middle)	USN 5012 DSN 5005 Lane 2 Lane_Surface	750	1,400	
		Through (Outside)	USN 5012 DSN 5005 Lane 1 Lane_Surface	200	650	
		Right	USN 5013 DSN 1207 Lane 1 Lane_Surface	0	50	50
	Northbound	Left (Inside)	USN 1206 DSN 5005 Lane 2 Lane_Surface	175	350	350
		Left (Outside)	USN 1206 DSN 5005 Lane 1 Lane_Surface	175	350	
		Right (Inside)	USN 1206 DSN 5006 Lane 2 Lane_Surface	0	0	0
		Right (Outside)	USN 1206 DSN 5006 Lane 1 Lane_Surface	0	0	

DocuSign Envelope ID: 00F7F873-2213-453E-A7D6-7A719BA1E281

Existing Year (2021) Raw/Balanced - AM Peak Hour

Roadway Segment Measures of Effectiveness (MOEs)

Description			Link ID	Free Flow Speed (mph)	Simulated Speed (mph) by Time Period											
On Roadway	Segment				TP1	TP2	TP3	TP4	TP5	TP6	TP7	TP8	TP9	TP10	TP11	TP12
	From	To			6:00 AM	6:15 AM	6:30 AM	6:45 AM	7:00 AM	7:15 AM	7:30 AM	7:45 AM	8:00 AM	8:15 AM	8:30 AM	8:45 AM
Southbound I-75 Mainline	North of SB I-75 Off-Ramp at SR 56		USN 2000 DSN 2001 Link_Freeway	70	68.8	68.7	68.6	68.4	68.3	68.4	68.6	69.0	68.7	68.7	69.0	69.0
			USN 2001 DSN 2002 Link_Freeway	70	68.5	68.4	68.3	68.1	67.9	67.9	68.3	68.7	68.4	68.4	68.8	68.8
	North of SB I-75 Off-Ramp at SR 56	SB I-75 Off-Ramp at SR 56	USN 2002 DSN 2003 Link_Freeway	70	67.3	67.1	67.0	66.8	66.6	66.6	66.9	67.5	67.0	67.1	67.6	67.6
	SB I-75 Off-Ramp at SR 56	SB I-75 On-Ramp at SR 56	USN 2003 DSN 2004 Link_Freeway	70	68.1	67.9	67.7	67.7	67.5	67.5	67.8	68.2	67.9	67.9	68.4	68.3
			USN 2004 DSN 2005 Link_Freeway	70	68.0	67.8	67.7	67.6	67.4	67.4	67.7	68.1	67.8	67.7	68.3	68.3
	SR 56 On-Ramp	South of SR 56 On-Ramp	USN 2005 DSN 2006 Link_Freeway	70	65.0	64.1	64.0	63.8	63.7	63.4	63.1	63.2	63.4	63.3	63.5	63.7
	South of SB I-75 On-Ramp at SR 56		USN 2006 DSN 2007 Link_Freeway	70	67.2	66.4	66.3	66.0	65.7	65.3	65.7	66.3	66.2	66.1	66.9	66.9
			USN 2007 DSN 2008 Link_Freeway	70	66.2	65.0	64.8	64.2	63.6	63.3	63.7	64.7	64.3	64.5	65.3	65.7
	South of SB I-75 On-Ramp at SR 56	I-275 Diverge	USN 2008 DSN 2009 Link_Freeway	70	67.1	66.2	66.1	65.7	65.3	64.8	65.2	65.9	65.7	65.9	66.5	66.7
	I-275 Diverge	South of I-275 Diverge	USN 2009 DSN 2010 Link_Freeway	70	68.5	68.2	68.1	68.1	67.9	67.7	67.9	68.1	68.1	68.0	68.3	68.4
			USN 2010 DSN 2011 Link_Freeway	70	67.5	67.0	66.8	66.8	66.5	66.4	66.5	66.7	66.6	66.5	67.0	67.1
	South of I-275 Diverge		USN 2011 DSN 2012 Link_Freeway	70	67.5	67.0	66.9	66.8	66.5	66.4	66.4	66.7	66.7	66.6	67.1	67.3
			USN 2012 DSN 2013 Link_Freeway	70	67.8	67.5	67.5	67.4	67.2	67.1	67.1	67.3	67.5	67.4	67.8	67.8
Southbound I-75 Ramps	SB Off-ramp to SR 56		USN 2003 DSN 2200 Link_Freeway	50	49.7	49.5	49.3	49.3	49.1	49.4	49.3	49.8	49.3	49.6	49.5	49.7
			USN 2200 DSN 7000 Link_Freeway	50	49.2	48.9	48.8	48.6	48.5	48.9	48.6	49.2	48.7	49.0	49.0	49.2
			USN 7000 DSN 2201 Link_Surface	50	48.7	48.2	47.9	47.4	47.2	46.7	45.3	48.6	48.2	48.4	48.4	49.0
	SR 56 to SB On-ramp		USN 2202 DSN 7001 Link_Surface	50	31.3	29.7	29.5	29.6	29.1	27.6	27.3	28.0	28.1	28.5	29.1	30.1
			USN 7001 DSN 2203 Link_Freeway	50	26.1	22.9	22.9	23.0	22.3	19.9	19.9	20.6	20.6	21.6	22.7	24.7
			USN 2203 DSN 2005 Link_Freeway	50	42.5	41.7	41.7	41.5	41.4	40.6	40.4	40.8	40.7	41.2	41.6	42.0

DocuSign Envelope ID: 00F7F873-2213-453E-A7D6-7A719BA1E281

Existing Year (2021) Raw/Balanced - PM Peak Hour

Roadway Segment Measures of Effectiveness (MOEs)

Road	Type of Freeway Facility	Segment Number	Location		Link ID	From Node	To Node	Length (ft)	Hourly Volumes (veh)					Link-Specific MOEs				Segment Average (Weighted)						
			From	To					Volume Input (vph)	Volume Processed (vph)	Difference	Percent Difference	GEH	Speed (mph)	Density (veh/ln-mi)	Density (pc/mi/ln)	LOS	Volume Input (vph)	Volume Processed (vph)	Difference	Percent Difference	GEH	Speed (mph)	Density (veh/ln-mi)
I-75 (SB)	Basic Freeway Segment	1	North of SR 56 Off Ramp		USN 2000 DSN 2001 Link_Freeway	2000	2001	1,250	3,379	3,375	4	-0.11%	0.1	68.9	12.4	11.6	B	3,379	3,375	4	-0.12%	0.1	68.7	12.4
					USN 2001 DSN 2002 Link_Freeway	2001	2002	1,250	3,379	3,375	4	-0.13%	0.1	68.5	12.3	11.5	B							
	Diverge Segment	2	North of SR 56 Off Ramp	SR 56 Off Ramp	USN 2002 DSN 2003 Link_Freeway	2002	2003	1,500	3,379	3,374	6	-0.16%	0.1	67.0	12.2	11.4	B	3,379	3,374	6	-0.16%	0.1	67.0	12.2
	Basic Freeway Segment	3	SR 56 Off Ramp	SR 56 On Ramp	USN 2003 DSN 2004 Link_Freeway	2003	2004	1,913	2,823	2,833	-10	0.35%	0.2	68.3	10.4	9.7	A	2,823	2,832	-9	0.32%	0.2	68.3	10.4
					USN 2004 DSN 2005 Link_Freeway	2004	2005	1,913	2,823	2,831	-8	0.30%	0.2	68.3	10.4	9.7	A							
	Major Merge Segment	4	SR 56 On Ramp	South of SR 56 On Ramp	USN 2005 DSN 2006 Link_Freeway	2005	2006	1,500	4,675	4,782	-107	2.29%	1.6	64.7	12.3	11.5	B	4,675	4,782	-107	2.29%	1.6	64.7	12.3
	Basic Freeway Segment	5	South of SR 56 On Ramp		USN 2006 DSN 2007 Link_Freeway	2006	2007	1,395	4,675	4,784	-109	2.33%	1.6	67.3	11.8	11.1	B	4,675	4,783	-108	2.31%	1.6	66.9	11.9
					USN 2007 DSN 2008 Link_Freeway	2007	2008	1,395	4,675	4,782	-107	2.29%	1.6	66.4	12.0	11.2	B							
	Major Diverge Segment	6	South of SR 56 On Ramp	I-275 Diverge	USN 2008 DSN 2009 Link_Freeway	2008	2009	1,500	4,675	4,786	-111	2.38%	1.6	67.2	11.9	11.1	B	4,675	4,786	-111	2.38%	1.6	67.2	11.9
	Lane Drop Segment	7	I-275 Diverge	South of I-275 Diverge	USN 2009 DSN 2010 Link_Freeway	2009	2010	1,360	2,541	2,509	32	-1.26%	0.6	68.4	9.2	8.6	A	2,541	2,509	32	-1.28%	0.6	67.9	9.2
					USN 2010 DSN 2011 Link_Freeway	2010	2011	1,360	2,541	2,508	33	-1.29%	0.7	67.3	9.3	8.7	A							
	Basic Freeway Segment	8	South of I-275 Diverge		USN 2011 DSN 2012 Link_Freeway	2011	2012	1,800	2,541	2,510	31	-1.24%	0.6	67.4	12.4	11.6	B	2,541	2,509	32	-1.28%	0.6	67.6	12.4
					USN 2012 DSN 2013 Link_Freeway	2012	2013	1,800	2,541	2,508	33	-1.31%	0.7	67.8	12.3	11.5	B							

DocuSign Envelope ID: 00F7F873-2213-453E-A7D6-7A719BA1E281

Existing Year (2021) Raw/Balanced - PM Peak Hour

Intersection Measures of Effectiveness (MOEs)

SR 56 Intersection	Approach	Link ID	Demand Traffic Volumes				Simulated Volumes							Control Delay Movement (sec/veh)			Approach LOS		Intersection LOS	
			Left	Through	Right	Total	Left	Through	Right	Total	Difference	% Diff	GEH	Left	Through	Right	Delay	LOS	Delay	LOS
Southbound I-75 Ramp Terminal	Eastbound	USN 5003 DSN 504 Link_Surface	0	1,068	0	2,268	0	1,064	0	2,253	4	-0.4%	0.1		38.9		38.9	D	41.4	D
		USN 5003 DSN 2202 Link_Surface	0	0	1,200		0	0	1,190		10	-0.9%	0.3							
	Westbound	USN 5005 DSN 504 Link_Surface	652	0	0	2,741	770	0	0	2,786	-118	18.1%	4.4	96.4			41.9	D		
			0	2,089	0		0	2,015	0		74	-3.5%	1.6		17.8					
	Southound	USN 2201 DSN 504 Link_Surface	174	0	0	556	178	0	0	541	-4	2.5%	0.3	84.5			84.5	F		
		USN 2201 DSN 5014 Link_Surface	0	0	382		0	0	363		19	-5.0%	1							
Northbound I-75 Ramp Terminal	Eastbound	USN 504 DSN 5005 Link_Surface	259	0	0	1,242	223	0	0	1,232	37	-14.1%	2.4	107.2			56.3	E	52.7	D
			0	983	0		0	1,009	0		-26	2.7%	0.8		43.9					
	Westbound	USN 5012 DSN 5005 Link_Surface	0	1,271	0	1,543	0	1,269	0	1,531	2	-0.2%	0.1		158.8		80.7	F		
		USN 5013 DSN 1207 Link_Surface	0	0	272		0	0	262		10	-3.6%	0.6							
	Northbound	USN 1206 DSN 5005 Link_Surface	1,470	0	0	2,807	1,525	0	0	2,832	-55	3.7%	1.4	27.1			27.2	C		
		USN 1206 DSN 5006 Link_Surface	0	0	1,337		0	0	1,307		30	-2.3%	1							

DocuSign Envelope ID: 00F7F873-2213-453E-A7D6-7A719BA1E281

Existing Year (2021) Raw/Balanced - PM Peak Hour

Intersection Measures of Effectiveness (MOEs)

SR 56 Intersection	Approach	Lane	Link/Lane ID	Average Vehicle Queue Length (ft)	Maximum Vehicle Queue Length (ft)	Maximum Vehicle Queue in Lane Group (ft)
Southbound I-75 Ramp Terminal	Eastbound	Through (Inside)	USN 5003 DSN 504 Lane 2 Lane_Surface	150	475	475
		Through (Outside)	USN 5003 DSN 504 Lane 1 Lane_Surface	150	475	
		Right	USN 5003 DSN 2202 Lane 1 Lane_Surface	0	0	0
	Westbound	Left (Inside)	USN 5005 DSN 504 Lane 4 Lane_Surface	325	675	675
		Left (Outside)	USN 5005 DSN 504 Lane 3 Lane_Surface	325	675	
		Through (Inside)	USN 5005 DSN 504 Lane 2 Lane_Surface	150	800	800
		Through (Outside)	USN 5005 DSN 504 Lane 1 Lane_Surface	150	775	
	Southbound	Left	USN 2201 DSN 504 Lane 1 Lane_Surface	125	300	300
		Right	USN 2201 DSN 5014 Lane 1 Lane_Surface	0	0	0
Northbound I-75 Ramp Terminal	Eastbound	Left	USN 504 DSN 5005 Lane 7 Lane_Surface	200	425	550
		Through (Inside)	USN 504 DSN 5005 Lane 2 Lane_Surface	175	525	550
		Through (Outside)	USN 504 DSN 5005 Lane 1 Lane_Surface	175	550	
	Westbound	Through (Inside)	USN 5012 DSN 5005 Lane 4 Lane_Surface	175	475	525
		Through (Middle)	USN 5012 DSN 5005 Lane 3 Lane_Surface	225	525	
		Through (Middle)	USN 5012 DSN 5005 Lane 2 Lane_Surface	200	475	
		Through (Outside)	USN 5012 DSN 5005 Lane 1 Lane_Surface	200	450	
		Right	USN 5013 DSN 1207 Lane 1 Lane_Surface	0	75	75
	Northbound	Left (Inside)	USN 1206 DSN 5005 Lane 2 Lane_Surface	150	350	350
		Left (Outside)	USN 1206 DSN 5005 Lane 1 Lane_Surface	150	350	
		Right (Inside)	USN 1206 DSN 5006 Lane 2 Lane_Surface	0	0	0
		Right (Outside)	USN 1206 DSN 5006 Lane 1 Lane_Surface	0	0	

DocuSign Envelope ID: 00F7F873-2213-453E-A7D6-7A719BA1E281

Existing Year (2021) Raw/Balanced - PM Peak Hour

Roadway Segment Measures of Effectiveness (MOEs)

Description			Link ID	Free Flow Speed (mph)	Simulated Speed (mph) by Time Period											
On Roadway	Segment				TP1	TP2	TP3	TP4	TP5	TP6	TP7	TP8	TP9	TP10	TP11	TP12
	From	To			6:00 AM	6:15 AM	6:30 AM	6:45 AM	7:00 AM	7:15 AM	7:30 AM	7:45 AM	8:00 AM	8:30 PM	8:30 AM	8:45 AM
Southbound I-75 Mainline	North of SB I-75 Off-Ramp at SR 56		USN 2000 DSN 2001 Link_Freeway	70	68.9	68.8	68.9	68.9	68.8	68.8	68.9	68.9	68.9	68.9	69.2	69.3
			USN 2001 DSN 2002 Link_Freeway	70	68.6	68.4	68.6	68.6	68.5	68.4	68.6	68.5	68.6	68.6	68.9	69.1
	North of SB I-75 Off-Ramp at SR 56	SB I-75 Off-Ramp at SR 56	USN 2002 DSN 2003 Link_Freeway	70	67.1	66.8	67.1	67.1	67.0	66.9	67.3	67.0	67.0	67.0	67.4	67.6
	SB I-75 Off-Ramp at SR 56	SB I-75 On-Ramp at SR 56	USN 2003 DSN 2004 Link_Freeway	70	68.5	68.2	68.4	68.4	68.3	68.2	68.5	68.3	68.4	68.4	68.8	68.8
			USN 2004 DSN 2005 Link_Freeway	70	68.4	68.2	68.3	68.3	68.2	68.2	68.5	68.3	68.4	68.4	68.8	68.8
	SR 56 On-Ramp	South of SR 56 On-Ramp	USN 2005 DSN 2006 Link_Freeway	70	64.9	64.7	64.8	64.7	64.9	64.8	64.4	64.7	64.8	64.7	64.5	64.8
	South of SB I-75 On-Ramp at SR 56		USN 2006 DSN 2007 Link_Freeway	70	67.6	67.4	67.5	67.5	67.4	67.1	67.5	67.3	67.5	67.5	67.7	67.9
			USN 2007 DSN 2008 Link_Freeway	70	66.7	66.6	66.6	66.8	66.5	66.2	66.5	66.5	66.8	66.8	67.0	67.3
	South of SB I-75 On-Ramp at SR 56	I-275 Diverge	USN 2008 DSN 2009 Link_Freeway	70	67.5	67.4	67.2	67.4	67.2	67.1	67.3	67.2	67.4	67.4	67.6	67.8
	I-275 Diverge	South of I-275 Diverge	USN 2009 DSN 2010 Link_Freeway	70	68.5	68.4	68.3	68.5	68.5	68.4	68.4	68.5	68.6	68.4	68.5	68.7
			USN 2010 DSN 2011 Link_Freeway	70	67.5	67.4	67.3	67.4	67.4	67.2	67.3	67.4	67.7	67.3	67.5	67.7
	South of I-275 Diverge		USN 2011 DSN 2012 Link_Freeway	70	67.6	67.4	67.4	67.5	67.3	67.2	67.4	67.5	67.7	67.5	67.7	67.8
			USN 2012 DSN 2013 Link_Freeway	70	68.0	67.8	67.9	68.0	67.9	67.6	67.9	68.0	68.0	67.9	68.0	68.2
Southbound I-75 Ramps	SB Off-ramp to SR 56		USN 2003 DSN 2200 Link_Freeway	50	49.1	49.0	49.2	49.1	49.1	49.1	49.3	49.0	48.8	49.0	49.4	49.2
			USN 2200 DSN 7000 Link_Freeway	50	48.3	48.2	48.5	48.4	48.3	48.2	48.6	48.2	48.1	48.2	48.7	48.4
			USN 7000 DSN 2201 Link_Surface	50	44.5	46.3	42.7	41.2	43.3	43.0	46.1	43.4	43.0	42.6	46.5	47.1
	SR 56 to SB On-ramp		USN 2202 DSN 7001 Link_Surface	50	30.0	30.1	29.9	30.3	30.5	30.2	29.0	29.5	30.0	30.2	30.3	30.4
			USN 7001 DSN 2203 Link_Freeway	50	24.0	24.3	23.6	25.0	25.7	24.1	21.3	22.9	23.3	23.7	23.9	25.1
			USN 2203 DSN 2005 Link_Freeway	50	42.0	41.9	41.7	42.0	42.0	41.8	41.3	41.5	41.8	41.8	42.1	42.2

DocuSign Envelope ID: 00F7F873-2213-453E-A7D6-7A719BA1E281

E.2

Demand Traffic CORSIM Results

DocuSign Envelope ID: 00F7F873-2213-453E-A7D6-7A719BA1E281

Temporal Distribution of CORSIM Network Entry Volumes

Existing Year (2021) Demand AM Peak Period

Entry Volume Location	Period 1 - Pre Peak Hour					Period 2 Peak Hour					Period 3 - Post Peak Hour					Three Hour Throughput (veh)	Check
	TP1	TP2	TP3	TP4	Total	TP5	TP6	TP7	TP8	Total	TP9	TP10	TP11	TP12	Total		
	6:00	6:15	6:30	6:45		7:00	7:15	7:30	7:45		8:00	8:15	8:30	8:45			
I-75 Southbound																	
North of SR 56	4796	5064	5245	5524	95.5%	5839	5942	5199	4620	100.0%	5250	4868	3970	4109	84.2%	279.8%	
	1199	1266	1311	1381	5157	1460	1486	1300	1155	5400	1313	1217	992	1027	4549	15107	15107
	23.2%	24.5%	25.4%	26.8%	100.0%	27.0%	27.5%	24.1%	21.4%	100.0%	28.9%	26.8%	21.8%	22.6%	100.0%	-	
SR 56																	
Eastbound SR 56 West of I-75	2349	3074	3154	3089	79.3%	3290	3864	3884	3683	100.0%	3527	3381	3179	2777	87.4%	266.6%	
	587	768	789	772	2917	823	966	971	921	3680	882	845	795	694	3216	9812.494874	9812
	20.1%	26.3%	27.0%	26.5%	100.0%	22.4%	26.2%	26.4%	25.0%	100.0%	27.4%	26.3%	24.7%	21.6%	100.0%	-	
Westbound SR 56 East of I-75	1450	2108	2338	2555	66.7%	2942	3625	3202	2900	100.0%	2767	2785	2797	2531	85.9%	252.6%	
	362	527	584	639	2113	735	906	800	725	3167	692	696	699	633	2720	8000	8000
	17.2%	24.9%	27.7%	30.2%	100.0%	23.2%	28.6%	25.3%	22.9%	100.0%	25.4%	25.6%	25.7%	23.3%	100.0%	-	
Cross Streets																	
Northbound I-75 to SR 56 Off Ramp	1229	1601	1956	1792	80.2%	1961	1865	2102	2271	100.0%	1911	1905	2063	2164	98.1%	278.3%	
	307	400	489	448	1644	490	466	526	568	2050	478	476	516	541	2011	5704.776632	5705
	18.7%	24.3%	29.7%	27.2%	100.0%	23.9%	22.7%	25.6%	27.7%	100.0%	23.8%	23.7%	25.6%	26.9%	100.0%	-	

Existing Year (2021) Demand PM Peak Period

Entry Volume Location	Period 1 Pre Peak Hour					Period 2 Peak Hour					Period 3 Post Peak Hour					Three Hour Throughput (veh)	Check
	TP1	TP2	TP3	TP4	Total	TP5	TP6	TP7	TP8	Total	TP9	TP10	TP11	TP12	Total		
	3:45	4:00	4:15	4:30		4:45	5:00	5:15	5:30		5:45	6:00	6:15	6:30			
I-75 Southbound																	
North of SR 56	4072	4254	4263	3740	97.2%	4315	4417	3880	4184	100.0%	4179	3964	3231	3143	86.4%	283.7%	
	1018	1063	1066	935	4082	1079	1104	970	1046	4199	1045	991	808	786	3629	11911	11911
	24.9%	26.1%	26.1%	22.9%	100.0%	25.7%	26.3%	23.1%	24.9%	100.0%	28.8%	27.3%	22.3%	21.6%	100.0%	-	
SR 56																	
Eastbound SR 56 West of I-75	3113	2964	3079	2848	96.6%	2617	2944	3599	3272	100.0%	3132	3108	3276	2786	99.0%	295.5%	
	778	741	770	712	3001	654	736	900	818	3108	783	777	819	696	3076	9184.47678	9184
	25.9%	24.7%	25.7%	23.7%	100.0%	21.1%	23.7%	28.9%	26.3%	100.0%	25.5%	25.3%	26.6%	22.6%	100.0%	-	
Westbound SR 56 East of I-75	2380	2486	2632	2546	97.7%	2586	2772	2439	2479	100.0%	2247	2267	2200	2127	86.0%	283.8%	
	595	621	658	636	2511	646	693	610	620	2569	562	567	550	532	2210	7290	7290
	23.7%	24.8%	26.2%	25.3%	100.0%	25.2%	27.0%	23.7%	24.1%	100.0%	25.4%	25.6%	24.9%	24.1%	100.0%	-	
Cross Streets																	
Northbound I-75 to SR 56 Off Ramp	3150	2964	3474	3298	96.3%	3450	3245	3402	3278	100.0%	3116	2854	3107	2573	87.1%	283.4%	
	787	741	868	824	3221	863	811	851	820	3344	779	714	777	643	2913	9478.042038	9478
	24.4%	23.0%	27.0%	25.6%	100.0%	25.8%	24.3%	25.4%	24.5%	100.0%	26.7%	24.5%	26.7%	22.1%	100.0%	-	

DocuSign Envelope ID: 00F7F873-2213-453E-A7D6-7A719BA1E281

Existing Year (2021) Demand - AM Peak Hour

Roadway Segment Measures of Effectiveness (MOEs)

Road	Type of Freeway Facility	Segment Number	Location		Link ID	From Node	To Node	Length (ft)	Hourly Volumes (veh)					Link-Specific MOEs				Segment Average (Weighted)				
			From	To					Volume Input (vph)	Volume Processed (vph)	Difference	Percent Difference	GEH	Speed (mph)	Density (veh/ln-mi)	Density (pc/mi/ln)	LOS	Volume (vph)	Speed (mph)	Density (veh/ln-mi)	Density (pc/mi/ln)	LOS
I-75 (SB)	Basic Freeway Segment	1	North of SR 56 Off Ramp		USN 2000 DSN 2001 Link_Freeway	2000	2001	1,250	5,400	5,047	353	-6.54%	4.9	40.9	37.3	34.9	D	5,021	36.8	40.72	38.1	E
					USN 2001 DSN 2002 Link_Freeway	2001	2002	1,250	5,400	4,994	406	-7.51%	5.6	32.7	44.1	41.2	E					
	Diverge Segment	2	North of SR 56 Off Ramp	SR 56 Off Ramp	USN 2002 DSN 2003 Link_Freeway	2002	2003	1,500	5,400	4,955	445	-8.25%	6.2	29.1	45.5	42.5	F	4,955	29.1	45.51	42.5	E
	Basic Freeway Segment	3	SR 56 Off Ramp	SR 56 On Ramp	USN 2003 DSN 2004 Link_Freeway	2003	2004	1,913	4,762	4,443	319	-6.69%	4.7	62.4	17.8	16.6	B	4,441	64.1	17.35	16.2	B
					USN 2004 DSN 2005 Link_Freeway	2004	2005	1,913	4,762	4,439	323	-6.77%	4.8	65.8	16.9	15.8	B					
	Major Merge Segment	4	SR 56 On Ramp	South of SR 56 On Ramp	USN 2005 DSN 2006 Link_Freeway	2005	2006	1,500	8,106	7,086	1,021	-12.59%	11.7	63.6	18.6	17.3	B	7,086	63.6	18.56	17.3	B
	Basic Freeway Segment	5	South of SR 56 On Ramp		USN 2006 DSN 2007 Link_Freeway	2006	2007	1,395	8,106	7,081	1,025	-12.64%	11.8	65.3	18.1	16.9	B	7,081	64.2	18.45	17.2	B
					USN 2007 DSN 2008 Link_Freeway	2007	2008	1,395	8,106	7,080	1,026	-12.66%	11.8	63.0	18.8	17.5	B					
	Major Diverge Segment	6	South of SR 56 On Ramp	I-275 Diverge	USN 2008 DSN 2009 Link_Freeway	2008	2009	1,500	8,106	7,081	1,025	-12.64%	11.8	64.7	18.3	17.1	B	7,081	64.7	18.28	17.1	B
	Lane Drop Segment	7	I-275 Diverge	South of I-275 Diverge	USN 2009 DSN 2010 Link_Freeway	2009	2010	1,360	4,120	3,463	657	-15.95%	10.7	67.7	12.8	12.0	B	3,464	67.2	12.89	12.0	B
					USN 2010 DSN 2011 Link_Freeway	2010	2011	1,360	4,120	3,465	655	-15.89%	10.6	66.7	13.0	12.1	B					
	Basic Freeway Segment	8	South of I-275 Diverge		USN 2011 DSN 2012 Link_Freeway	2011	2012	1,800	4,120	3,472	648	-15.73%	10.5	66.4	17.4	16.3	B	3,474	66.7	17.37	16.2	B
					USN 2012 DSN 2013 Link_Freeway	2012	2013	1,800	4,120	3,476	644	-15.62%	10.4	67.0	17.3	16.2	B					

DocuSign Envelope ID: 00F7F873-2213-453E-A7D6-7A719BA1E281

Existing Year (2021) Demand - AM Peak Hour

Roadway Segment Measures of Effectiveness (MOEs)

Description			Link ID	Free Flow Speed (mph)	Simulated Speed (mph) by Time Period											
On Roadway	Segment				TP1	TP2	TP3	TP4	TP5	TP6	TP7	TP8	TP9	TP10	TP11	TP12
	From	To			6:00 AM	6:15 AM	6:30 AM	6:45 AM	7:00 AM	7:15 AM	7:30 AM	7:45 AM	8:00 AM	8:15 AM	8:30 AM	8:45 AM
Southbound I-75 Mainline	North of SB I-75 Off-Ramp at SR 56		USN 2000 DSN 2001 Link_Freeway	70	68.3	68.2	67.9	64.5	55.5	41.5	32.2	34.2	36.1	34.7	40.3	37.3
			USN 2001 DSN 2002 Link_Freeway	70	67.8	67.6	64.5	58.6	44.8	34.4	27.1	24.7	26.9	26.8	36.3	32.5
	North of SB I-75 Off-Ramp at SR 56	SB I-75 Off-Ramp at SR 56	USN 2002 DSN 2003 Link_Freeway	70	66.4	66.1	57.5	50.2	39.7	30.8	23.4	22.6	22.9	23.1	25.2	25.8
	SB I-75 Off-Ramp at SR 56	SB I-75 On-Ramp at SR 56	USN 2003 DSN 2004 Link_Freeway	70	67.4	67.3	65.8	64.7	63.4	61.9	61.9	62.3	62.0	62.4	63.2	63.8
			USN 2004 DSN 2005 Link_Freeway	70	67.3	67.3	66.8	66.4	65.8	65.7	65.7	65.9	65.6	65.8	66.2	66.3
	SR 56 On-Ramp	South of SR 56 On-Ramp	USN 2005 DSN 2006 Link_Freeway	70	64.7	64.3	64.0	63.8	63.8	63.6	63.5	63.6	63.8	63.8	63.8	63.8
	South of SB I-75 On-Ramp at SR 56		USN 2006 DSN 2007 Link_Freeway	70	66.2	65.6	65.4	64.8	64.8	64.7	65.8	65.9	65.6	65.9	66.2	66.3
			USN 2007 DSN 2008 Link_Freeway	70	64.9	63.6	63.3	62.3	61.9	62.4	63.7	64.2	63.9	64.0	64.3	64.8
	South of SB I-75 On-Ramp at SR 56	I-275 Diverge	USN 2008 DSN 2009 Link_Freeway	70	66.1	65.4	64.9	64.4	64.1	64.1	65.2	65.4	65.5	65.5	65.5	65.8
	I-275 Diverge	South of I-275 Diverge	USN 2009 DSN 2010 Link_Freeway	70	68.0	67.9	67.9	67.6	67.4	67.7	67.8	67.9	67.8	67.8	67.9	68.0
			USN 2010 DSN 2011 Link_Freeway	70	67.0	66.5	66.6	66.3	66.4	66.7	66.7	67.0	66.7	66.8	67.0	67.0
	South of I-275 Diverge		USN 2011 DSN 2012 Link_Freeway	70	66.9	66.4	66.5	66.1	66.2	66.3	66.4	66.7	66.5	66.6	66.8	66.8
			USN 2012 DSN 2013 Link_Freeway	70	67.4	67.1	67.1	66.8	66.8	66.8	67.0	67.1	66.9	67.1	67.1	67.2

DocuSign Envelope ID: 00F7F873-2213-453E-A7D6-7A719BA1E281

Existing Year (2021) Demand - PM Peak Hour

Roadway Segment Measures of Effectiveness (MOEs)

Road	Type of Freeway Facility	Segment Number	Location		Link ID	From Node	To Node	Length (ft)	Hourly Volumes (veh)					Link-Specific MOEs				Segment Average (Weighted)				
			From	To					Volume Input (vph)	Volume Processed (vph)	Difference	Percent Difference	GEH	Speed (mph)	Density (veh/ln-mi)	Density (pcphpl)	LOS	Volume (vph)	Speed (mph)	Density (veh/ln-mi)	Density (pcphpl)	LOS
I-75 (SB)	Basic Freeway Segment	1	North of SR 56 Off Ramp		USN 2000 DSN 2001 Link_Freeway	2000	2001	1,250	4,199	4,195	4	-0.10%	0.1	68.6	15.5	14.5	B	4,193	68.4	15.45	14.4	B
					USN 2001 DSN 2002 Link_Freeway	2001	2002	1,250	4,199	4,191	8	-0.19%	0.1	68.2	15.4	14.4	B					
	Diverge Segment	2	North of SR 56 Off Ramp	SR 56 Off Ramp	USN 2002 DSN 2003 Link_Freeway	2002	2003	1,500	4,199	4,186	13	-0.32%	0.2	66.8	15.2	14.2	B	4,186	66.8	15.17	14.2	B
	Basic Freeway Segment	3	SR 56 Off Ramp	SR 56 On Ramp	USN 2003 DSN 2004 Link_Freeway	2003	2004	1,913	3,685	3,677	8	-0.22%	0.1	67.8	13.6	12.7	B	3,677	67.8	13.57	12.7	B
					USN 2004 DSN 2005 Link_Freeway	2004	2005	1,913	3,685	3,677	8	-0.22%	0.1	67.8	13.6	12.7	B					
	Major Merge Segment	4	SR 56 On Ramp	South of SR 56 On Ramp	USN 2005 DSN 2006 Link_Freeway	2005	2006	1,500	5,735	5,598	137	-2.39%	1.8	65.0	14.4	13.4	B	5,598	65.0	14.35	13.4	B
	Basic Freeway Segment	5	South of SR 56 On Ramp		USN 2006 DSN 2007 Link_Freeway	2006	2007	1,395	5,735	5,591	144	-2.51%	1.9	66.8	13.9	13.0	B	5,591	66.3	14.05	13.1	B
					USN 2007 DSN 2008 Link_Freeway	2007	2008	1,395	5,735	5,590	145	-2.52%	1.9	65.8	14.2	13.2	B					
	Major Diverge Segment	6	South of SR 56 On Ramp	I-275 Diverge	USN 2008 DSN 2009 Link_Freeway	2008	2009	1,500	5,735	5,590	145	-2.53%	1.9	66.8	13.9	13.0	B	5,590	66.8	13.94	13.0	B
	Lane Drop Segment	7	I-275 Diverge	South of I-275 Diverge	USN 2009 DSN 2010 Link_Freeway	2009	2010	1,360	3,220	3,023	197	-6.11%	3.5	68.1	11.1	10.4	A	3,025	67.5	11.21	10.5	A
					USN 2010 DSN 2011 Link_Freeway	2010	2011	1,360	3,220	3,027	193	-6.00%	3.5	66.8	11.3	10.6	A					
	Basic Freeway Segment	8	South of I-275 Diverge		USN 2011 DSN 2012 Link_Freeway	2011	2012	1,800	3,220	3,027	193	-5.98%	3.4	66.8	15.1	14.1	B	3,027	67.1	15.04	14.1	B
					USN 2012 DSN 2013 Link_Freeway	2012	2013	1,800	3,220	3,027	193	-6.01%	3.5	67.4	15.0	14.0	B					

DocuSign Envelope ID: 00F7F873-2213-453E-A7D6-7A719BA1E281

Existing Year (2021) Demand - PM Peak Hour

Roadway Segment Measures of Effectiveness (MOEs)

Description			Link ID	Free Flow Speed (mph)	Simulated Speed (mph) by Time Period											
On Roadway	Segment				TP1	TP2	TP3	TP4	TP5	TP6	TP7	TP8	TP9	TP10	TP11	TP12
	From	To			6:00 AM	6:15 AM	6:30 AM	6:45 AM	7:00 AM	7:15 AM	7:30 AM	7:45 AM	8:00 AM	2:07 PM	8:30 AM	8:45 AM
Southbound I-75 Mainline	North of SB I-75 Off-Ramp at SR 56		USN 2000 DSN 2001 Link_Freeway	70	68.6	68.6	68.4	68.8	68.6	68.6	68.7	68.6	68.5	68.6	68.9	69.2
			USN 2001 DSN 2002 Link_Freeway	70	68.2	68.2	68.1	68.5	68.2	68.2	68.3	68.1	66.6	68.3	68.6	68.9
	North of SB I-75 Off-Ramp at SR 56	SB I-75 Off-Ramp at SR 56	USN 2002 DSN 2003 Link_Freeway	70	66.9	66.7	66.7	66.4	66.8	66.8	67.0	66.6	62.6	64.2	65.7	67.6
	SB I-75 Off-Ramp at SR 56	SB I-75 On-Ramp at SR 56	USN 2003 DSN 2004 Link_Freeway	70	67.8	67.7	67.6	68.0	67.8	67.8	67.9	67.7	67.3	67.5	68.0	68.5
			USN 2004 DSN 2005 Link_Freeway	70	67.8	67.7	67.6	68.1	67.8	67.8	67.8	67.7	67.5	67.7	68.1	68.5
	SR 56 On-Ramp	South of SR 56 On-Ramp	USN 2005 DSN 2006 Link_Freeway	70	64.7	65.1	64.9	65.1	65.2	65.2	64.7	64.9	64.8	65.0	64.8	65.0
	South of SB I-75 On-Ramp at SR 56		USN 2006 DSN 2007 Link_Freeway	70	66.8	67.0	66.8	67.2	66.9	66.8	66.8	66.8	66.8	66.9	67.4	67.7
			USN 2007 DSN 2008 Link_Freeway	70	65.7	65.9	65.7	66.3	65.9	65.7	65.9	65.7	66.0	65.7	66.5	67.0
	South of SB I-75 On-Ramp at SR 56	I-275 Diverge	USN 2008 DSN 2009 Link_Freeway	70	66.8	66.8	66.6	67.1	66.9	66.8	66.8	66.7	66.8	66.7	67.2	67.6
	I-275 Diverge	South of I-275 Diverge	USN 2009 DSN 2010 Link_Freeway	70	68.1	68.1	67.9	68.4	68.2	68.0	68.1	68.1	68.1	68.0	68.2	68.4
			USN 2010 DSN 2011 Link_Freeway	70	67.0	66.8	66.6	67.2	67.1	66.8	66.7	66.8	66.9	66.8	67.2	67.3
	South of I-275 Diverge		USN 2011 DSN 2012 Link_Freeway	70	67.0	66.8	66.6	67.2	67.0	66.6	66.8	66.8	66.8	66.8	67.3	67.5
			USN 2012 DSN 2013 Link_Freeway	70	67.5	67.4	67.3	67.6	67.5	67.3	67.4	67.4	67.4	67.3	67.7	67.9

DocuSign Envelope ID: 00F7F873-2213-453E-A7D6-7A719BA1E281

E.3

Intersection Analysis Results

DocuSign Envelope ID: 00F7F873-2213-453E-A7D6-7A719BA1E281

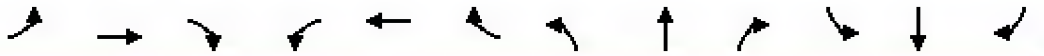

Lane Group	EBL	EBT	EBR	WBL	WBT	WBR	NBL	NBT	NBR	SBL	SBT	SBR
Lane Configurations												
Traffic Volume (vph)	0	1921	1759	1585	2749	0	0	0	0	279	0	359
Future Volume (vph)	0	1921	1759	1585	2749	0	0	0	0	279	0	359
Ideal Flow (vphpl)	1900	1900	1900	1900	1900	1900	1900	1900	1900	1900	1900	1900
Storage Length (ft)	0		0	0		0	0		0	0		350
Storage Lanes	0		1	2		0	0		0	1		1
Taper Length (ft)	25			25			25			25		
Right Turn on Red			Yes			Yes			Yes			Yes
Link Speed (mph)		45			45			35			35	
Link Distance (ft)		1711			803			861			2407	
Travel Time (s)		25.9			12.2			16.8			46.9	
Peak Hour Factor	0.95	0.95	0.95	0.95	0.95	0.95	0.95	0.95	0.95	0.95	0.95	0.95
Shared Lane Traffic (%)												
Lane Group Flow (vph)	0	2022	1852	1668	2894	0	0	0	0	294	0	378
v/c Ratio		2.59	1.18	0.91	1.04					1.20		0.24
Control Delay		744.3	96.2	29.9	46.5					195.3		0.4
Queue Delay		0.2	0.0	46.1	26.0					0.0		0.0
Total Delay		744.5	96.2	76.1	72.6					195.3		0.4
Queue Length 50th (ft)		~2575	~852	1153	~1219					~514		0
Queue Length 95th (ft)		#2681	#1068	m469	m331					#733		0
Internal Link Dist (ft)		1631			723			781			2327	
Turn Bay Length (ft)												350
Base Capacity (vph)		782	1568	1825	2789					245		1568
Starvation Cap Reductn		0	0	480	270					0		0
Spillback Cap Reductn		30	0	0	0					0		0
Storage Cap Reductn		0	0	0	0					0		0
Reduced v/c Ratio		2.69	1.18	1.24	1.15					1.20		0.24

Intersection Summary

Area Type: Other

~ Volume exceeds capacity, queue is theoretically infinite.
Queue shown is maximum after two cycles.

95th percentile volume exceeds capacity, queue may be longer.
Queue shown is maximum after two cycles.

m Volume for 95th percentile queue is metered by upstream signal.

DocuSign Envelope ID: 00F7F873-2213-453E-A7D6-7A719BA1E281

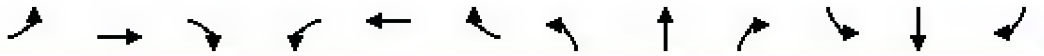

Movement	EBL	EBT	EBR	WBL	WBT	WBR	NBL	NBT	NBR	SBL	SBT	SBR
Lane Configurations												
Traffic Volume (vph)	0	1921	1759	1585	2749	0	0	0	0	279	0	359
Future Volume (vph)	0	1921	1759	1585	2749	0	0	0	0	279	0	359
Ideal Flow (vphpl)	1900	1900	1900	1900	1900	1900	1900	1900	1900	1900	1900	1900
Total Lost time (s)		7.9	4.0	7.9	7.9					6.2		4.0
Lane Util. Factor		0.95	1.00	0.97	0.95					1.00		1.00
Frt		1.00	0.85	1.00	1.00					1.00		0.85
Flt Protected		1.00	1.00	0.95	1.00					0.95		1.00
Satd. Flow (prot)		3505	1568	3400	3505					1752		1568
Flt Permitted		1.00	1.00	0.95	1.00					0.95		1.00
Satd. Flow (perm)		3505	1568	3400	3505					1752		1568
Peak-hour factor, PHF	0.95	0.95	0.95	0.95	0.95	0.95	0.95	0.95	0.95	0.95	0.95	0.95
Adj. Flow (vph)	0	2022	1852	1668	2894	0	0	0	0	294	0	378
RTOR Reduction (vph)	0	0	0	0	0	0	0	0	0	0	0	0
Lane Group Flow (vph)	0	2022	1852	1668	2894	0	0	0	0	294	0	378
Turn Type		NA	Free	Prot	NA					Prot		Free
Protected Phases		6		5	2					4		
Permitted Phases			Free									Free
Actuated Green, G (s)		49.1	220.0	118.1	175.1					30.8		220.0
Effective Green, g (s)		49.1	220.0	118.1	175.1					30.8		220.0
Actuated g/C Ratio		0.22	1.00	0.54	0.80					0.14		1.00
Clearance Time (s)		7.9		7.9	7.9					6.2		
Vehicle Extension (s)		4.0		3.0	4.0					4.7		
Lane Grp Cap (vph)		782	1568	1825	2789					245		1568
v/s Ratio Prot		c0.58		0.49	0.83					0.17		
v/s Ratio Perm			c1.18									0.24
v/c Ratio		2.59	1.18	0.91	1.04					1.20		0.24
Uniform Delay, d1		85.5	110.0	46.3	22.5					94.6		0.0
Progression Factor		1.00	1.00	0.62	1.28					1.00		1.00
Incremental Delay, d2		717.3	88.4	0.9	18.4					122.4		0.4
Delay (s)		802.7	198.4	29.6	47.2					217.0		0.4
Level of Service		F	F	C	D					F		A
Approach Delay (s)		513.8			40.7			0.0			95.1	
Approach LOS		F			D			A			F	

Intersection Summary			
HCM 2000 Control Delay	246.0	HCM 2000 Level of Service	F
HCM 2000 Volume to Capacity ratio	1.61		
Actuated Cycle Length (s)	220.0	Sum of lost time (s)	22.0
Intersection Capacity Utilization	132.1%	ICU Level of Service	H
Analysis Period (min)	15		

c Critical Lane Group

DocuSign Envelope ID: 00F7F873-2213-453E-A7D6-7A719BA1E281

Lane Group	EBL	EBT	EBR	WBL	WBT	WBR	NBL	NBT	NBR	SBL	SBT	SBR
Lane Configurations												
Traffic Volume (vph)	349	1851	0	0	3002	165	1332	0	718	0	0	0
Future Volume (vph)	349	1851	0	0	3002	165	1332	0	718	0	0	0
Ideal Flow (vphpl)	1900	1900	1900	1900	1900	1900	1900	1900	1900	1900	1900	1900
Storage Length (ft)	550		0	1000		1000	0		500	0		0
Storage Lanes	1		0	1		1	2		1	0		0
Taper Length (ft)	25			25			25			25		
Right Turn on Red			Yes			Yes			Yes			Yes
Link Speed (mph)		45			45			35			35	
Link Distance (ft)		803			1956			1487			2307	
Travel Time (s)		12.2			29.6			29.0			44.9	
Peak Hour Factor	0.95	0.95	0.95	0.95	0.95	0.95	0.95	0.95	0.95	0.95	0.95	0.95
Shared Lane Traffic (%)												
Lane Group Flow (vph)	367	1948	0	0	3160	174	1402	0	756	0	0	0
v/c Ratio	0.96	0.81			1.17	0.23	1.71		0.27			
Control Delay	100.6	26.0			136.2	4.9	368.6		0.2			
Queue Delay	0.0	48.5			0.2	0.0	2.3		0.0			
Total Delay	100.6	74.5			136.4	4.9	370.9		0.2			
Queue Length 50th (ft)	382	740			~1582	0	~1535		0			
Queue Length 95th (ft)	m152	m2			#1600	54	#1664		0			
Internal Link Dist (ft)		723			1876			1407			2227	
Turn Bay Length (ft)	550					1000			500			
Base Capacity (vph)	384	2410			2691	765	819		2760			
Starvation Cap Reductn	0	1199			0	0	0		0			
Spillback Cap Reductn	0	0			260	0	241		0			
Storage Cap Reductn	0	0			0	0	0		0			
Reduced v/c Ratio	0.96	1.61			1.30	0.23	2.43		0.27			

Intersection Summary

Area Type: Other

~ Volume exceeds capacity, queue is theoretically infinite.
Queue shown is maximum after two cycles.

95th percentile volume exceeds capacity, queue may be longer.
Queue shown is maximum after two cycles.

m Volume for 95th percentile queue is metered by upstream signal.

DocuSign Envelope ID: 00F7F873-2213-453E-A7D6-7A719BA1E281

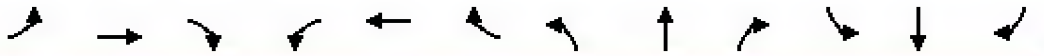

Movement	EBL	EBT	EBR	WBL	WBT	WBR	NBL	NBT	NBR	SBL	SBT	SBR
Lane Configurations												
Traffic Volume (vph)	349	1851	0	0	3002	165	1332	0	718	0	0	0
Future Volume (vph)	349	1851	0	0	3002	165	1332	0	718	0	0	0
Ideal Flow (vphpl)	1900	1900	1900	1900	1900	1900	1900	1900	1900	1900	1900	1900
Total Lost time (s)	9.7	8.7			8.7	8.7	7.0		4.0			
Lane Util. Factor	1.00	0.95			0.86	1.00	0.97		0.88			
Frt	1.00	1.00			1.00	0.85	1.00		0.85			
Flt Protected	0.95	1.00			1.00	1.00	0.95		1.00			
Satd. Flow (prot)	1752	3505			6346	1568	3400		2760			
Flt Permitted	0.95	1.00			1.00	1.00	0.95		1.00			
Satd. Flow (perm)	1752	3505			6346	1568	3400		2760			
Peak-hour factor, PHF	0.95	0.95	0.95	0.95	0.95	0.95	0.95	0.95	0.95	0.95	0.95	0.95
Adj. Flow (vph)	367	1948	0	0	3160	174	1402	0	756	0	0	0
RTOR Reduction (vph)	0	0	0	0	0	100	0	0	0	0	0	0
Lane Group Flow (vph)	367	1948	0	0	3160	74	1402	0	756	0	0	0
Turn Type	Prot	NA			NA	Perm	Prot		Free			
Protected Phases	1	6			2		8					
Permitted Phases						2			Free			
Actuated Green, G (s)	48.3	151.3			93.3	93.3	53.0		220.0			
Effective Green, g (s)	48.3	151.3			93.3	93.3	53.0		220.0			
Actuated g/C Ratio	0.22	0.69			0.42	0.42	0.24		1.00			
Clearance Time (s)	9.7	8.7			8.7	8.7	7.0					
Vehicle Extension (s)	4.5	3.0			3.0	3.0	4.0					
Lane Grp Cap (vph)	384	2410			2691	664	819		2760			
v/s Ratio Prot	c0.21	0.56			c0.50		c0.41					
v/s Ratio Perm						0.05			0.27			
v/c Ratio	0.96	0.81			1.17	0.11	1.71		0.27			
Uniform Delay, d1	84.8	24.2			63.4	38.3	83.5		0.0			
Progression Factor	1.14	1.05			1.00	1.00	1.00		1.00			
Incremental Delay, d2	6.8	0.3			82.7	0.3	325.5		0.2			
Delay (s)	103.8	25.5			146.1	38.6	409.0		0.2			
Level of Service	F	C			F	D	F		A			
Approach Delay (s)		37.9			140.4			265.8			0.0	
Approach LOS		D			F			F			A	

Intersection Summary			
HCM 2000 Control Delay	144.7	HCM 2000 Level of Service	F
HCM 2000 Volume to Capacity ratio	1.27		
Actuated Cycle Length (s)	220.0	Sum of lost time (s)	25.4
Intersection Capacity Utilization	132.1%	ICU Level of Service	H
Analysis Period (min)	15		

c Critical Lane Group

DocuSign Envelope ID: 00F7F873-2213-453E-A7D6-7A719BA1E281

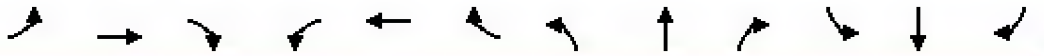

Lane Group	EBL	EBT	EBR	WBL	WBT	WBR	NBL	NBT	NBR	SBL	SBT	SBR
Lane Configurations												
Traffic Volume (vph)	0	1776	1332	718	3331	0	0	0	0	165	0	349
Future Volume (vph)	0	1776	1332	718	3331	0	0	0	0	165	0	349
Ideal Flow (vphpl)	1900	1900	1900	1900	1900	1900	1900	1900	1900	1900	1900	1900
Storage Length (ft)	0		0	0		0	0		0	0		350
Storage Lanes	0		1	2		0	0		0	1		1
Taper Length (ft)	25			25			25			25		
Right Turn on Red			Yes			Yes			Yes			Yes
Link Speed (mph)		45			45			35			35	
Link Distance (ft)		1711			803			861			2407	
Travel Time (s)		25.9			12.2			16.8			46.9	
Peak Hour Factor	0.95	0.95	0.95	0.95	0.95	0.95	0.95	0.95	0.95	0.95	0.95	0.95
Shared Lane Traffic (%)												
Lane Group Flow (vph)	0	1869	1402	756	3506	0	0	0	0	174	0	367
v/c Ratio		1.06	0.89	0.83	1.24					0.76		0.23
Control Delay		91.7	8.5	56.1	139.7					113.0		0.3
Queue Delay		16.8	0.0	0.0	0.4					69.6		0.0
Total Delay		108.4	8.5	56.1	140.1					182.6		0.3
Queue Length 50th (ft)		~1565	0	558	~2829					249		0
Queue Length 95th (ft)		#1783	0	m319	m1837					335		0
Internal Link Dist (ft)		1631			723			781			2327	
Turn Bay Length (ft)												350
Base Capacity (vph)		1756	1568	913	2823					324		1568
Starvation Cap Reductn		0	0	0	505					0		0
Spillback Cap Reductn		718	0	0	0					183		0
Storage Cap Reductn		0	0	0	0					0		0
Reduced v/c Ratio		1.80	0.89	0.83	1.51					1.23		0.23

Intersection Summary

Area Type: Other

~ Volume exceeds capacity, queue is theoretically infinite.
Queue shown is maximum after two cycles.

95th percentile volume exceeds capacity, queue may be longer.
Queue shown is maximum after two cycles.

m Volume for 95th percentile queue is metered by upstream signal.

DocuSign Envelope ID: 00F7F873-2213-453E-A7D6-7A719BA1E281

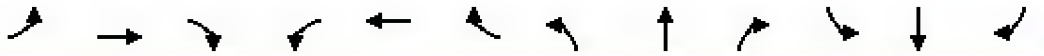

Movement	EBL	EBT	EBR	WBL	WBT	WBR	NBL	NBT	NBR	SBL	SBT	SBR
Lane Configurations												
Traffic Volume (vph)	0	1776	1332	718	3331	0	0	0	0	165	0	349
Future Volume (vph)	0	1776	1332	718	3331	0	0	0	0	165	0	349
Ideal Flow (vphpl)	1900	1900	1900	1900	1900	1900	1900	1900	1900	1900	1900	1900
Total Lost time (s)		7.9	4.0	7.9	7.9					6.2		4.0
Lane Util. Factor		0.95	1.00	0.97	0.95					1.00		1.00
Frt		1.00	0.85	1.00	1.00					1.00		0.85
Flt Protected		1.00	1.00	0.95	1.00					0.95		1.00
Satd. Flow (prot)		3505	1568	3400	3505					1752		1568
Flt Permitted		1.00	1.00	0.95	1.00					0.95		1.00
Satd. Flow (perm)		3505	1568	3400	3505					1752		1568
Peak-hour factor, PHF	0.95	0.95	0.95	0.95	0.95	0.95	0.95	0.95	0.95	0.95	0.95	0.95
Adj. Flow (vph)	0	1869	1402	756	3506	0	0	0	0	174	0	367
RTOR Reduction (vph)	0	0	0	0	0	0	0	0	0	0	0	0
Lane Group Flow (vph)	0	1869	1402	756	3506	0	0	0	0	174	0	367
Turn Type		NA	Free	Prot	NA					Prot		Free
Protected Phases		6		5	2					4		
Permitted Phases			Free									Free
Actuated Green, G (s)		110.2	220.0	59.1	177.2					28.7		220.0
Effective Green, g (s)		110.2	220.0	59.1	177.2					28.7		220.0
Actuated g/C Ratio		0.50	1.00	0.27	0.81					0.13		1.00
Clearance Time (s)		7.9		7.9	7.9					6.2		
Vehicle Extension (s)		4.0		3.0	4.0					4.7		
Lane Grp Cap (vph)		1755	1568	913	2823					228		1568
v/s Ratio Prot		0.53		0.22	c1.00					0.10		
v/s Ratio Perm			c0.89									0.23
v/c Ratio		1.06	0.89	0.83	1.24					0.76		0.23
Uniform Delay, d1		54.9	0.0	75.7	21.4					92.4		0.0
Progression Factor		1.00	1.00	0.73	1.53					1.00		1.00
Incremental Delay, d2		41.2	8.3	0.8	109.2					15.9		0.4
Delay (s)		96.1	8.3	55.8	141.9					108.3		0.4
Level of Service		F	A	E	F					F		A
Approach Delay (s)		58.4			126.6			0.0			35.1	
Approach LOS		E			F			A			D	

Intersection Summary			
HCM 2000 Control Delay	92.9	HCM 2000 Level of Service	F
HCM 2000 Volume to Capacity ratio	1.27		
Actuated Cycle Length (s)	220.0	Sum of lost time (s)	22.0
Intersection Capacity Utilization	152.1%	ICU Level of Service	H
Analysis Period (min)	15		

c Critical Lane Group

DocuSign Envelope ID: 00F7F873-2213-453E-A7D6-7A719BA1E281

Lane Group	EBL	EBT	EBR	WBL	WBT	WBR	NBL	NBT	NBR	SBL	SBT	SBR
Lane Configurations												
Traffic Volume (vph)	359	1582	0	0	2290	279	1759	0	1585	0	0	0
Future Volume (vph)	359	1582	0	0	2290	279	1759	0	1585	0	0	0
Ideal Flow (vphpl)	1900	1900	1900	1900	1900	1900	1900	1900	1900	1900	1900	1900
Storage Length (ft)	550		0	1000		1000	0		500	0		0
Storage Lanes	1		0	1		1	2		1	0		0
Taper Length (ft)	25			25			25			25		
Right Turn on Red			Yes			Yes			Yes			Yes
Link Speed (mph)		45			45			35			35	
Link Distance (ft)		803			1956			1487			2307	
Travel Time (s)		12.2			29.6			29.0			44.9	
Peak Hour Factor	0.95	0.95	0.95	0.95	0.95	0.95	0.95	0.95	0.95	0.95	0.95	0.95
Shared Lane Traffic (%)												
Lane Group Flow (vph)	378	1665	0	0	2411	294	1852	0	1668	0	0	0
v/c Ratio	1.35	1.20			1.98	0.55	1.02		0.60			
Control Delay	201.8	145.0			480.0	10.4	77.1		1.0			
Queue Delay	0.0	1.6			0.8	0.0	30.2		0.0			
Total Delay	201.8	146.5			480.8	10.4	107.3		1.0			
Queue Length 50th (ft)	~725	~1560			~1570	0	~1465		0			
Queue Length 95th (ft)	m#682	m#1423			#1617	98	#1577		0			
Internal Link Dist (ft)		723			1876			1407			2227	
Turn Bay Length (ft)	550					1000			500			
Base Capacity (vph)	281	1390			1220	538	1808		2760			
Starvation Cap Reductn	0	425			0	0	0		0			
Spillback Cap Reductn	0	0			198	0	288		0			
Storage Cap Reductn	0	0			0	0	0		0			
Reduced v/c Ratio	1.35	1.73			2.36	0.55	1.22		0.60			

Intersection Summary

Area Type: Other

~ Volume exceeds capacity, queue is theoretically infinite.
Queue shown is maximum after two cycles.

95th percentile volume exceeds capacity, queue may be longer.
Queue shown is maximum after two cycles.

m Volume for 95th percentile queue is metered by upstream signal.

DocuSign Envelope ID: 00F7F873-2213-453E-A7D6-7A719BA1E281

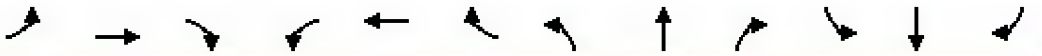

Movement	EBL	EBT	EBR	WBL	WBT	WBR	NBL	NBT	NBR	SBL	SBT	SBR
Lane Configurations												
Traffic Volume (vph)	359	1582	0	0	2290	279	1759	0	1585	0	0	0
Future Volume (vph)	359	1582	0	0	2290	279	1759	0	1585	0	0	0
Ideal Flow (vphpl)	1900	1900	1900	1900	1900	1900	1900	1900	1900	1900	1900	1900
Total Lost time (s)	9.7	8.7			8.7	8.7	7.0		4.0			
Lane Util. Factor	1.00	0.95			0.86	1.00	0.97		0.88			
Frt	1.00	1.00			1.00	0.85	1.00		0.85			
Flt Protected	0.95	1.00			1.00	1.00	0.95		1.00			
Satd. Flow (prot)	1752	3505			6346	1568	3400		2760			
Flt Permitted	0.95	1.00			1.00	1.00	0.95		1.00			
Satd. Flow (perm)	1752	3505			6346	1568	3400		2760			
Peak-hour factor, PHF	0.95	0.95	0.95	0.95	0.95	0.95	0.95	0.95	0.95	0.95	0.95	0.95
Adj. Flow (vph)	378	1665	0	0	2411	294	1852	0	1668	0	0	0
RTOR Reduction (vph)	0	0	0	0	0	237	0	0	0	0	0	0
Lane Group Flow (vph)	378	1665	0	0	2411	57	1852	0	1668	0	0	0
Turn Type	Prot	NA			NA	Perm	Prot		Free			
Protected Phases	1	6			2		8					
Permitted Phases						2			Free			
Actuated Green, G (s)	35.3	87.3			42.3	42.3	117.0		220.0			
Effective Green, g (s)	35.3	87.3			42.3	42.3	117.0		220.0			
Actuated g/C Ratio	0.16	0.40			0.19	0.19	0.53		1.00			
Clearance Time (s)	9.7	8.7			8.7	8.7	7.0					
Vehicle Extension (s)	4.5	3.0			3.0	3.0	4.0					
Lane Grp Cap (vph)	281	1390			1220	301	1808		2760			
v/s Ratio Prot	0.22	c0.48			c0.38		c0.54					
v/s Ratio Perm						0.04			0.60			
v/c Ratio	1.35	1.20			1.98	0.19	1.02		0.60			
Uniform Delay, d1	92.3	66.3			88.8	74.5	51.5		0.0			
Progression Factor	0.64	1.02			1.00	1.00	1.00		1.00			
Incremental Delay, d2	157.6	89.7			442.3	1.4	27.6		1.0			
Delay (s)	216.9	157.1			531.1	75.8	79.1		1.0			
Level of Service	F	F			F	E	E		A			
Approach Delay (s)		168.2			481.6			42.1			0.0	
Approach LOS		F			F			D			A	

Intersection Summary			
HCM 2000 Control Delay	217.1	HCM 2000 Level of Service	F
HCM 2000 Volume to Capacity ratio	1.31		
Actuated Cycle Length (s)	220.0	Sum of lost time (s)	25.4
Intersection Capacity Utilization	152.1%	ICU Level of Service	H
Analysis Period (min)	15		

c Critical Lane Group

DocuSign Envelope ID: 00F7F873-2213-453E-A7D6-7A719BA1E281

F

I-75 at SR 56 Interchange DDI Final Design Plans

DocuSign Envelope ID: 00F7F873-2213-453E-A7D6-7A719BA1E281

STATE OF FLORIDA

DEPARTMENT OF TRANSPORTATION

CONTRACT PLANS

FINANCIAL PROJECT ID 430573-1-52-01

(FEDERAL FUNDS)

PASCO COUNTY (14091)

I-75/SR 56 INTERCHANGE

FROM EAST OF CR 54 TO WEST OF CYPRESS RIDGE BLVD.

SIGNING AND PAVEMENT MARKING PLANS

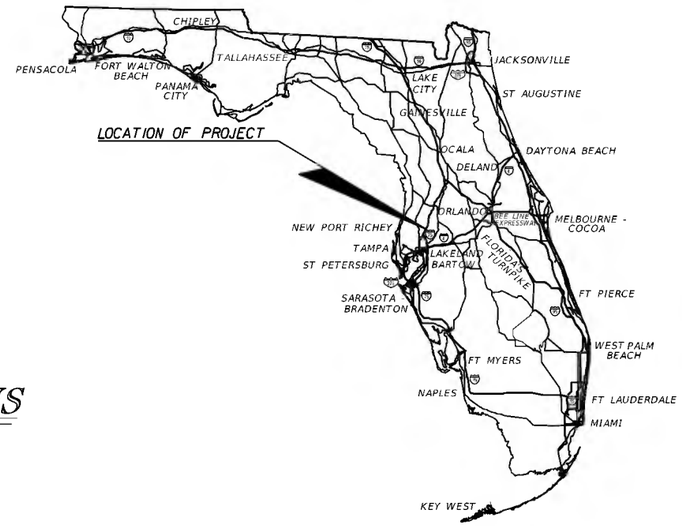

INDEX OF SIGNING AND PAVEMENT MARKING PLANS

SHEET NO.	SHEET DESCRIPTION
S-1 (3)	KEY SHEET
S-2, S-2A, S-2B (4)	SIGNATURE SHEET
S-3 to S-10	TABULATION OF QUANTITIES
S-11	GENERAL NOTES
S-12 to S-39	SIGNING AND PAVEMENT MARKING PLAN
S-40 to S-47	GUIDE SIGN WORKSHEET
S-48 to S-66	SIGN CROSS SECTION
S-67	CANTILEVER SIGN STRUCTURES DATA TABLE
S-68	SPAN SIGN STRUCTURES DATA TABLE
S-69 to S-76	REPORT OF CORE BORINGS

REVISIONS:

(3) SIGNING AND PAVEMENT MARKING SHEETS: S-1, S-54 AND S-68 (REVISED 6/21/19); S-2A (ADDED 6/21/19)

(4) SIGNING AND PAVEMENT MARKING SHEETS: S-1, S-3, S-5, S-7, S-8, S-9, S-18, S-24, S-27, S-67, S-68 (REVISED 6/26/20); S-2B, S-47A, S-66A, S-66B (ADDED 6/26/20)

KEY SHEET REVISIONS

DATE	
6/21/19	ADDED S-2A TO INDEX
6/26/20	ADDED S-2B TO INDEX

SIGNING AND PAVEMENT MARKING PLANS
ENGINEER OF RECORD:

MOHAN GOPALAKRISHNA
P.E. PTOE NO.: 60720
AMERICAN
CONSULTING ENGINEERS OF FLORIDA, LLC
2041 Vista Parkway, Suite 101
West Palm Beach, Florida 33411
Phone: (561) 253-9550
Contract No.: C9E10
Vendor No.: F043682340-001
Certificate of Authorization No.: 9302

FDOT PROJECT MANAGER:

PIA CORMIER

CONSTRUCTION CONTRACT NO.	FISCAL YEAR	SHEET NO.
T7412	18	S-1

THE OFFICIAL RECORD OF THIS SHEET IS THE ELECTRONIC FILE DIGITALLY SIGNED AND SEALED UNDER RULE 61G15-23.004, F.A.C.

DocuSign Envelope ID: 00F7F873-2213-453E-A7D6-7A719BA1E281

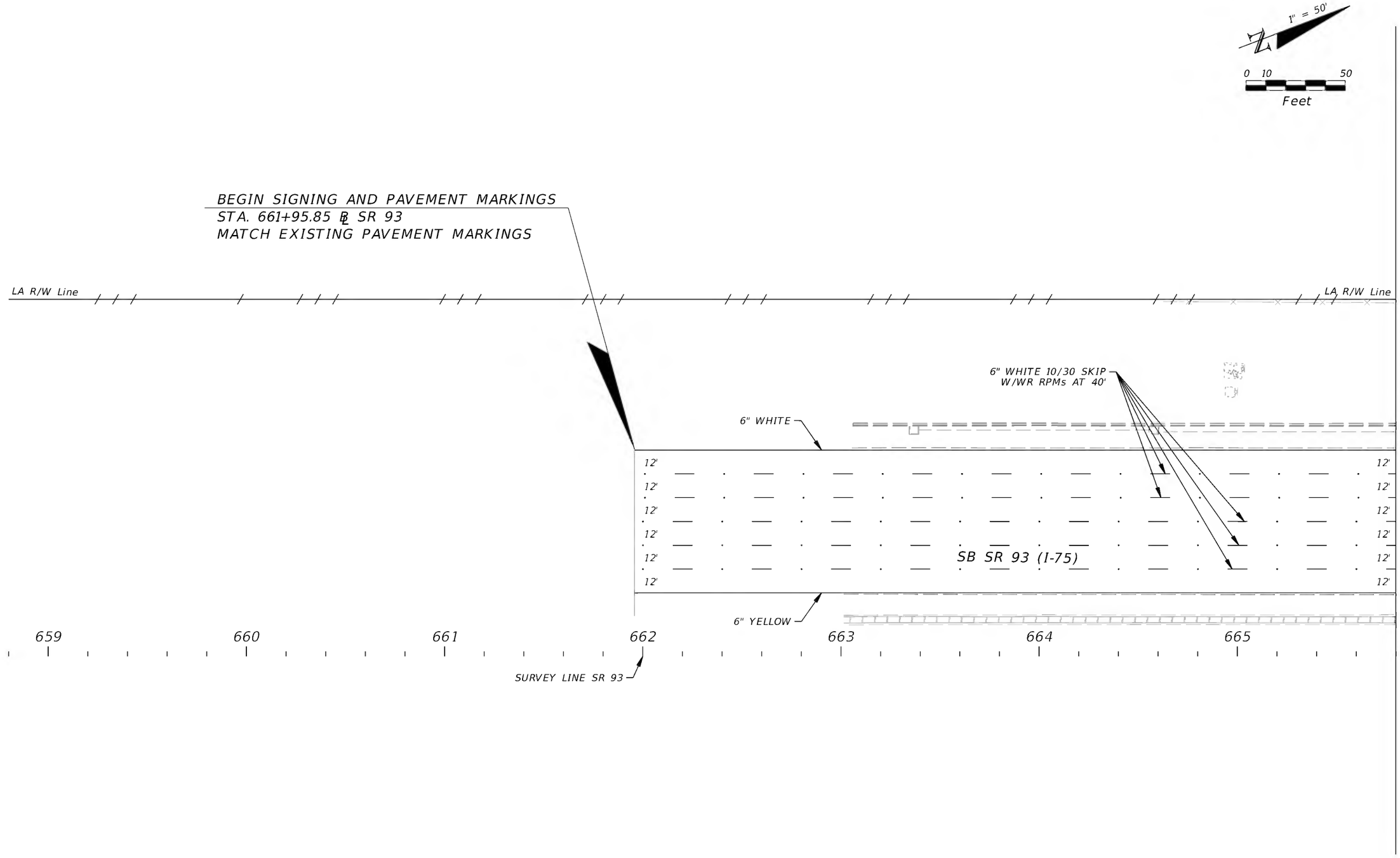

REVISIONS			
DATE	DESCRIPTION	DATE	DESCRIPTION

AMERICAN
CONSULTING ENGINEERS OF FLORIDA, LLC
2818 Cypress Ridge Blvd, Suite 200
Wesley Chapel, Florida 33544
Phone: (813) 435-2600 Fax: (813) 435-2601
Certificate of Authorization No. 9302
Akram M. Hussein, P.E. No. 58069

STATE OF FLORIDA
DEPARTMENT OF TRANSPORTATION

ROAD NO.	COUNTY	FINANCIAL PROJECT ID
SR 56	PASCO	430573-1-52-01

SIGNING AND PAVEMENT MARKING PLAN (1)

SHEET NO. S-12

THE OFFICIAL RECORD OF THIS SHEET IS THE ELECTRONIC FILE DIGITALLY SIGNED AND SEALED UNDER RULE 61G15-23.004, F.A.C.

USER: 5brownd 3/2/2018 12:01:04 PM f:\project\5167056\43057315201\signing\PLANSP01.DGN

DocuSign Envelope ID: 00F7F873-2213-453E-A7D6-7A719BA1E281

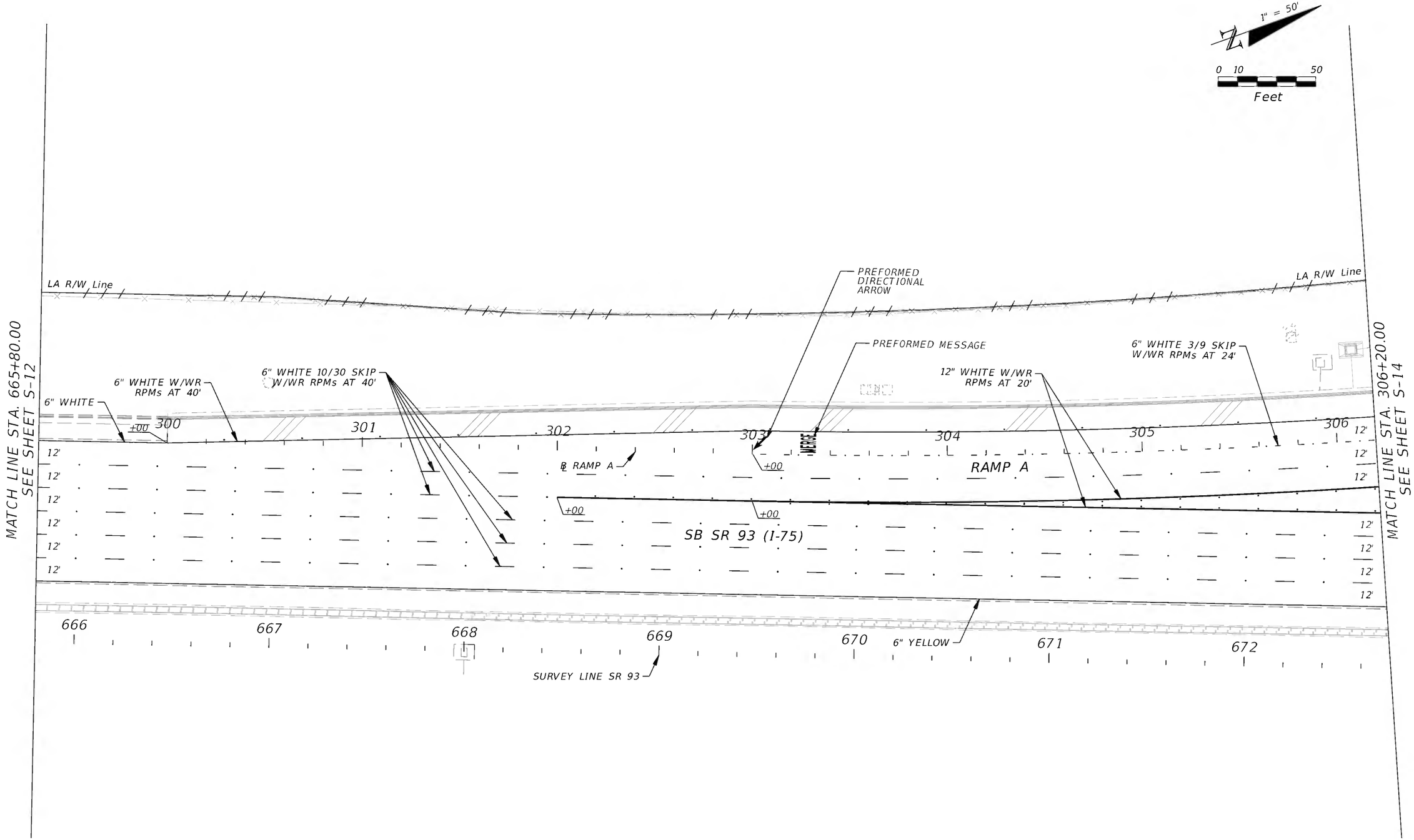

REVISIONS			
DATE	DESCRIPTION	DATE	DESCRIPTION

AMERICAN
CONSULTING ENGINEERS OF FLORIDA, LLC
2818 Cypress Ridge Blvd, Suite 200
Wesley Chapel, Florida 33544
Phone: (813) 435-2600 Fax: (813) 435-2601
Certificate of Authorization No. 9302
Akram M. Hussein, P.E. No. 58069

STATE OF FLORIDA
DEPARTMENT OF TRANSPORTATION

ROAD NO.	COUNTY	FINANCIAL PROJECT ID
SR 56	PASCO	430573-1-52-01

SIGNING AND PAVEMENT MARKING PLAN (2)

SHEET NO. S-13

THE OFFICIAL RECORD OF THIS SHEET IS THE ELECTRONIC FILE DIGITALLY SIGNED AND SEALED UNDER RULE 61G15-23.004, F.A.C.

USER: 5brownd 3/2/2018 12:01:05 PM f:\project\5167056\43057315201\signing\PLANSP02.DGN

DocuSign Envelope ID: 00F7F873-2213-453E-A7D6-7A719BA1E281

1" = 50'

0 10 50
Feet

W4-3R
48"x48"
700-1-12
700-1-60

W4-2R
48"x48"
700-1-12

307+89

309+40

LA R/W Line

LA R/W Line

12" WHITE W/WR RPMs AT 20'

6" WHITE 10/30 SKIP W/WR RPMs AT 40'

6" WHITE W/WR RPMs AT 40'

6" YELLOW W/YR RPMs AT 40'

6" WHITE 3/9 SKIP W/WR RPMs AT 24'

PREFORMED DIRECTIONAL ARROW (TYP)

PREFORMED MESSAGE (TYP)

MATCH LINE STA. 306+20.00
SEE SHEET S-13

MATCH LINE STA. 313+20.00
SEE SHEET S-15

307 +68 308 309 310 +03 311 312 313

12' 12' 12' 24'

MERGE

RAMP A

℄ RAMP A

+06

12' 12' 12' 12'

SB SR 93 (I-75)

673 674 675 676 677 678 679

SURVEY LINE SR 93

6" WHITE

6" YELLOW

6" WHITE 10/30 SKIP W/WR RPMs AT 40'

12' 12' 12' 12'

NB SR 93 (I-75)

MATCH LINE STA. 679+60.00
SEE SHEET S-16

THE OFFICIAL RECORD OF THIS SHEET IS THE ELECTRONIC FILE DIGITALLY SIGNED AND SEALED UNDER RULE 61G15-23.004, F.A.C.

REVISIONS			
DATE	DESCRIPTION	DATE	DESCRIPTION

AMERICAN
CONSULTING ENGINEERS OF FLORIDA, LLC
2818 Cypress Ridge Blvd, Suite 200
Wesley Chapel, Florida 33544
Phone: (813) 435-2600 Fax: (813) 435-2601
Certificate of Authorization No. 9302
Akram M. Hussein, P.E. No. 58069

STATE OF FLORIDA
DEPARTMENT OF TRANSPORTATION

ROAD NO.	COUNTY	FINANCIAL PROJECT ID
SR 56	PASCO	430573-1-52-01

SIGNING AND PAVEMENT MARKING PLAN (3)

SHEET NO. S-14

USER: 5brownd 3/2/2018 12:01:05 PM f:\project\5167056\43057315201\signing\PLANSP03.DGN

DocuSign Envelope ID: 00F7F873-2213-453E-A7D6-7A719BA1E281

1" = 50'

0 10 50

Feet

MATCH LINE STA. 313+20.00
SEE SHEET S-14

MATCH LINE STA. 318+80.00
SEE SHEET S-30 & S-31

700-1-60

W4-2R
48"x48"
700-1-32
700-1-60

W4-1R
48"x48"
700-1-12

LA R/W Line

6" WHITE W/WR RPMs AT 40'

6" YELLOW W/YR RPMs AT 40'

6" WHITE 3/9 SKIP W/WR RPMs AT 24'

PREFORMED MESSAGE

PREFORMED DIRECTIONAL ARROW (TYP)

℄ RAMP A-1

RAMP A-1

℄ RAMP A

RAMP A

6" WHITE 10/30 SKIP W/WR RPMs AT 40'

6" YELLOW W/YR RPMs AT 40'

8" WHITE W/WR RPMs AT 20'

8" WHITE W/WR RPMs AT 20'

6" WHITE W/WR RPMs AT 40'

8" WHITE W/WR RPMs AT 20'

BFOC(B)

THE OFFICIAL RECORD OF THIS SHEET IS THE ELECTRONIC FILE DIGITALLY SIGNED AND SEALED UNDER RULE 61G15-23.004, F.A.C.

REVISIONS			
DATE	DESCRIPTION	DATE	DESCRIPTION

AMERICAN
CONSULTING ENGINEERS OF FLORIDA, LLC
2818 Cypress Ridge Blvd, Suite 200
Wesley Chapel, Florida 33544
Phone: (813) 435-2600 Fax: (813) 435-2601
Certificate of Authorization No. 9302
Akram M. Hussein, P.E. No. 58069

STATE OF FLORIDA
DEPARTMENT OF TRANSPORTATION

ROAD NO.	COUNTY	FINANCIAL PROJECT ID
SR 56	PASCO	430573-1-52-01

SIGNING AND PAVEMENT MARKING PLAN (4)

SHEET NO. S-15

DocuSign Envelope ID: 00F7F873-2213-453E-A7D6-7A719BA1E281

1" = 50'

0 10 50
Feet

END SIGNING AND PAVEMENT MARKINGS
STA. 686+12.09 ℄ SR 93
MATCH EXISTING PAVEMENT MARKINGS

6" WHITE 10/30 SKIP
W/WR RPMs AT 40'

6" WHITE

MATCH LINE STA. 679+60.00
SEE SHEET S-14

12'
12'
12'
12'

SB SR 93 (I-75)

12'
12'
12'
12'

6" YELLOW

680 681 682 683 684 685 686

SURVEY LINE SR 93

THE OFFICIAL RECORD OF THIS SHEET IS THE ELECTRONIC FILE DIGITALLY SIGNED AND SEALED UNDER RULE 61G15-23.004, F.A.C.

REVISIONS			
DATE	DESCRIPTION	DATE	DESCRIPTION

AMERICAN
CONSULTING ENGINEERS OF FLORIDA, LLC
2818 Cypress Ridge Blvd, Suite 200
Wesley Chapel, Florida 33544
Phone: (813) 435-2600 Fax: (813) 435-2601
Certificate of Authorization No. 9302
Akram M. Hussein, P.E. No. 58069

STATE OF FLORIDA
DEPARTMENT OF TRANSPORTATION

ROAD NO.	COUNTY	FINANCIAL PROJECT ID
SR 56	PASCO	430573-1-52-01

SIGNING AND PAVEMENT MARKING PLAN (5)

SHEET NO.
S-16

DocuSign Envelope ID: 00F7F873-2213-453E-A7D6-7A719BA1E281

1" = 50'

0 10 50

Feet

666 667 668 669 670 671 672

SURVEY LINE SR 93

NB SR 93 (I-75)

BEGIN PAVEMENT MARKINGS
STA. 398+47.38 ℄ RAMP B
MATCH EXISTING PAVEMENT MARKINGS

BEGIN SIGNING
STA. 395+58.00 ℄ RAMP B

RAMP B

396 397 398 399 400 401 402

12' 12' 12' 12' 12' 12' 12'

+93

6" YELLOW W/YR RPMs AT 40'

6" WHITE 10/30 SKIP W/WR RPMs AT 40'

℄ CONST. RAMP B

6" WHITE W/WR RPMs AT 40'

8" WHITE W/WR RPMs AT 20'

PREFORMED DIRECTIONAL ARROW (TYP)

MATCH LINE STA. 402+20.00
SEE SHEET S-18

LA R/W Line

LA R/W Line

395+58

397+08

398+58

400+08

402+00

GS-13
700-3-205

GS-14
700-3-205
700-4-114

56 WEST
KEEP LEFT

56 EAST
KEEP RIGHT

FOOD

700 2-50
RELOCATED FROM
STA 405+80

GAS
LODGING

700-2-50
RELOCATED FROM
STA. 407+25

Wesley Chapel
Land O Lakes 9
New Port Richey 25
Tarpon Springs 30

GS-15
700-2-14

D9-2
30"x30"
M6-1
30"x21"
700-1-11

THE OFFICIAL RECORD OF THIS SHEET IS THE ELECTRONIC FILE DIGITALLY SIGNED AND SEALED UNDER RULE 61G15-23.004, F.A.C.

REVISIONS			
DATE	DESCRIPTION	DATE	DESCRIPTION

AMERICAN
CONSULTING ENGINEERS OF FLORIDA, LLC
2818 Cypress Ridge Blvd, Suite 200
Wesley Chapel, Florida 33544
Phone: (813) 435-2600 Fax: (813) 435-2601
Certificate of Authorization No. 9302
Akram M. Hussein, P.E. No. 58069

STATE OF FLORIDA
DEPARTMENT OF TRANSPORTATION

ROAD NO.	COUNTY	FINANCIAL PROJECT ID
SR 56	PASCO	430573-1-52-01

SIGNING AND PAVEMENT MARKING PLAN (6)

SHEET NO. S-17

DocuSign Envelope ID: 00F7F873-2213-453E-A7D6-7A719BA1E281

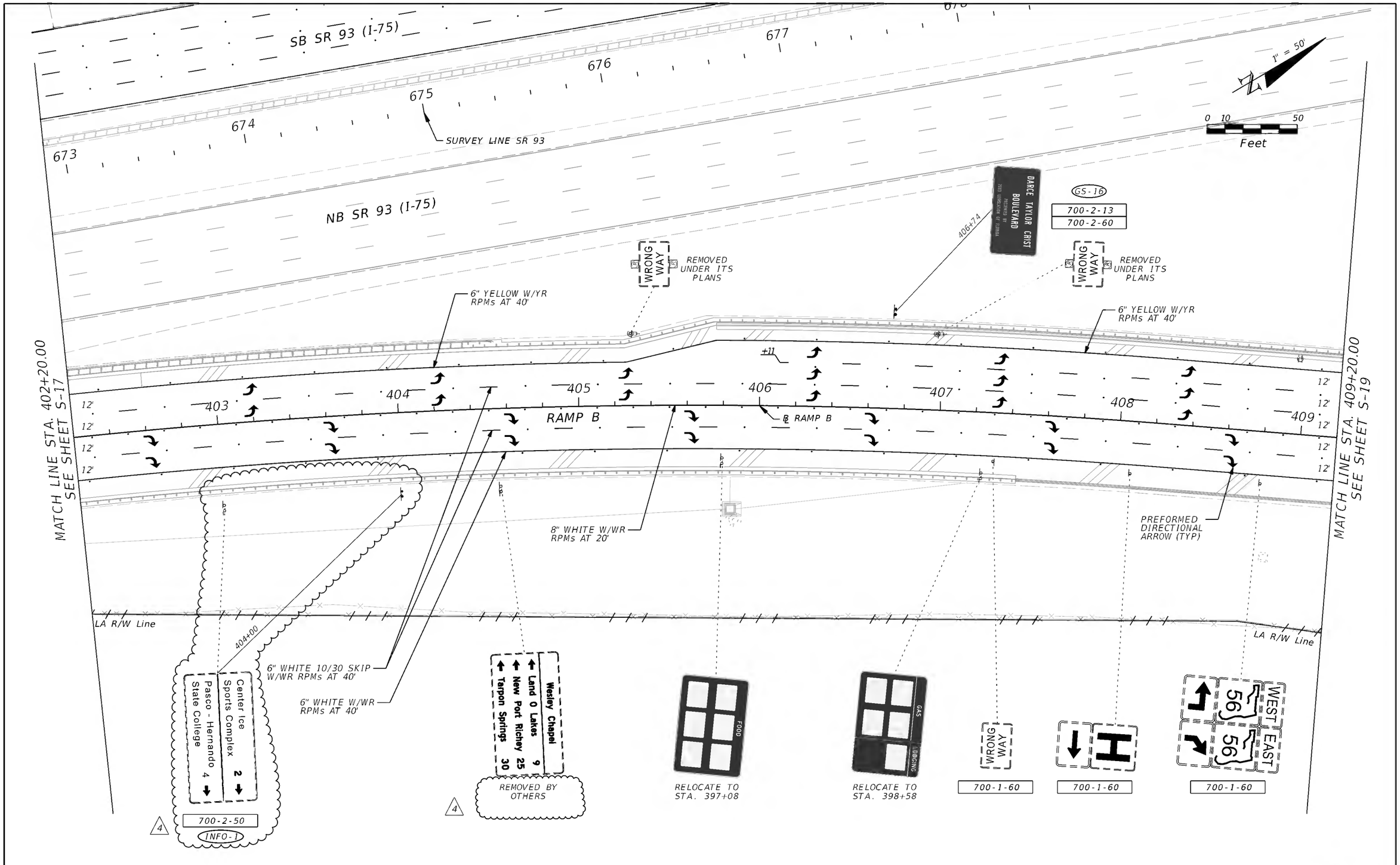

THE OFFICIAL RECORD OF THIS SHEET IS THE ELECTRONIC FILE DIGITALLY SIGNED AND SEALED UNDER RULE 61G15-23.004, F.A.C.

REVISIONS			
DATE	DESCRIPTION	DATE	DESCRIPTION
	4 ADDED EXISTING MULTI-POST SIGN RELOCATION. REMOVED REMOVAL OF EXISTING SIGN. UPDATED EOR.		

AMERICAN CONSULTING ENGINEERS OF FLORIDA, LLC
2041 Vista Parkway, Suite 101
West Palm Beach, FL 33411
Phone: (561) 253-9550 Fax: (561) 253-9551
Certificate of Authorization No. 9302
Mohan Gopalakrishna, P.E., P.T.O.E. No. 60720

4 STATE OF FLORIDA DEPARTMENT OF TRANSPORTATION

ROAD NO.	COUNTY	FINANCIAL PROJECT ID
SR 56	PASCO	430573-1-52-01

SIGNING AND PAVEMENT MARKING PLAN (7)

SHEET NO. S-18

USER: Sgreenb 7/6/2020 5:48:34 PM F:\PROJECT\5167056\43057315201\signing\PLANSP07_REV04.DGN

DocuSign Envelope ID: 00F7F873-2213-453E-A7D6-7A719BA1E281

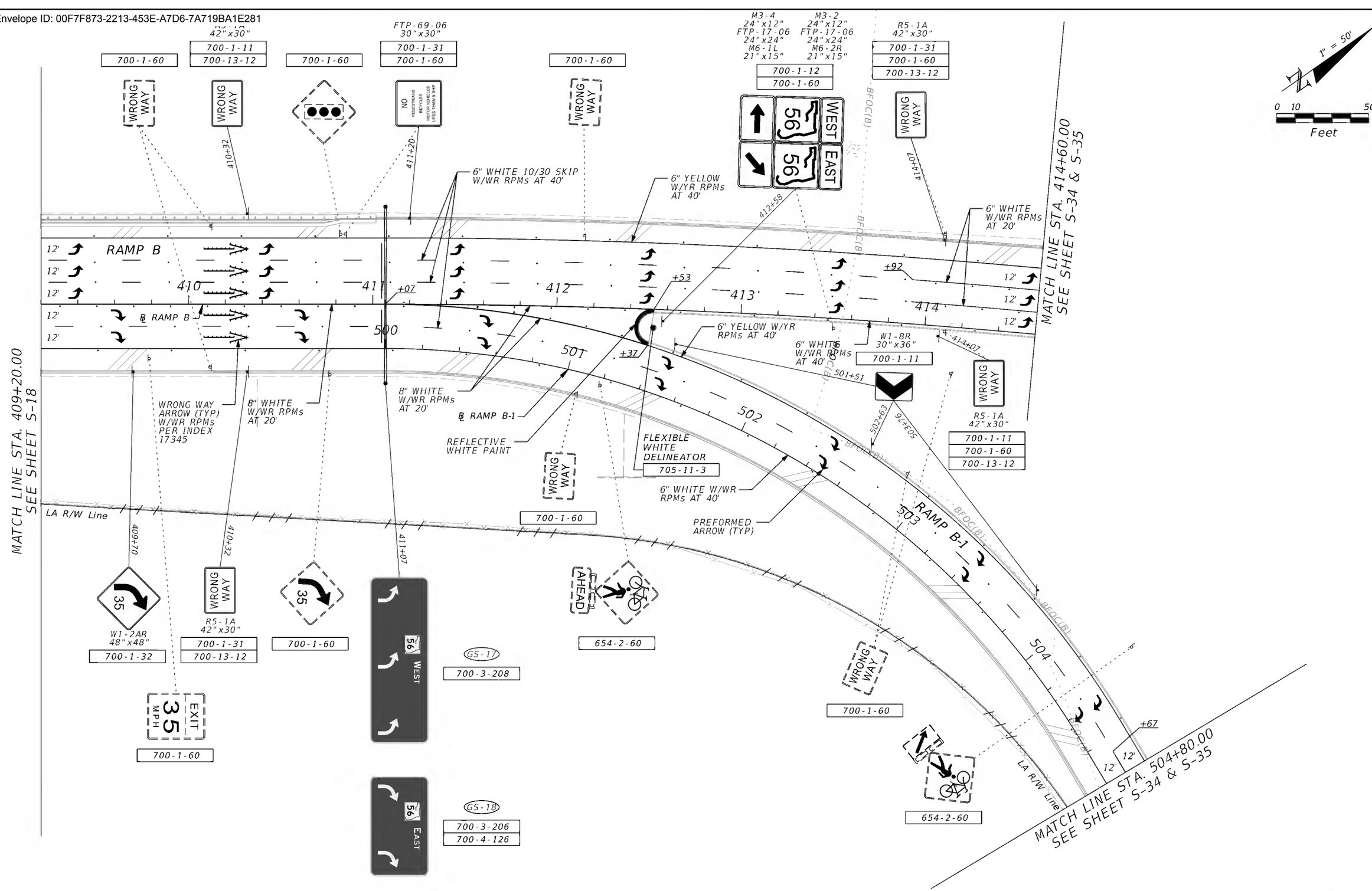

REVISIONS			
DATE	DESCRIPTION	DATE	DESCRIPTION

AMERICAN CONSULTING ENGINEERS OF FLORIDA, LLC
2818 Cypress Ridge Blvd, Suite 200
Wesley Chapel, Florida 33544
Phone: (813) 435-2600 Fax: (813) 435-2601
Certificate of Authorization No. 9302
Akram M. Hussein, P.E. No. 58069

STATE OF FLORIDA
DEPARTMENT OF TRANSPORTATION

ROAD NO.	COUNTY	FINANCIAL PROJECT ID
SR 56	PASCO	430573-1-52-01

SIGNING AND PAVEMENT MARKING PLAN (8)

SHEET NO. S-19

THE OFFICIAL RECORD OF THIS SHEET IS THE ELECTRONIC FILE DIGITALLY SIGNED AND SEALED UNDER RULE 61G15-23.004, F.A.C.

DocuSign Envelope ID: 00F7F873-2213-453E-A7D6-7A719BA1E281

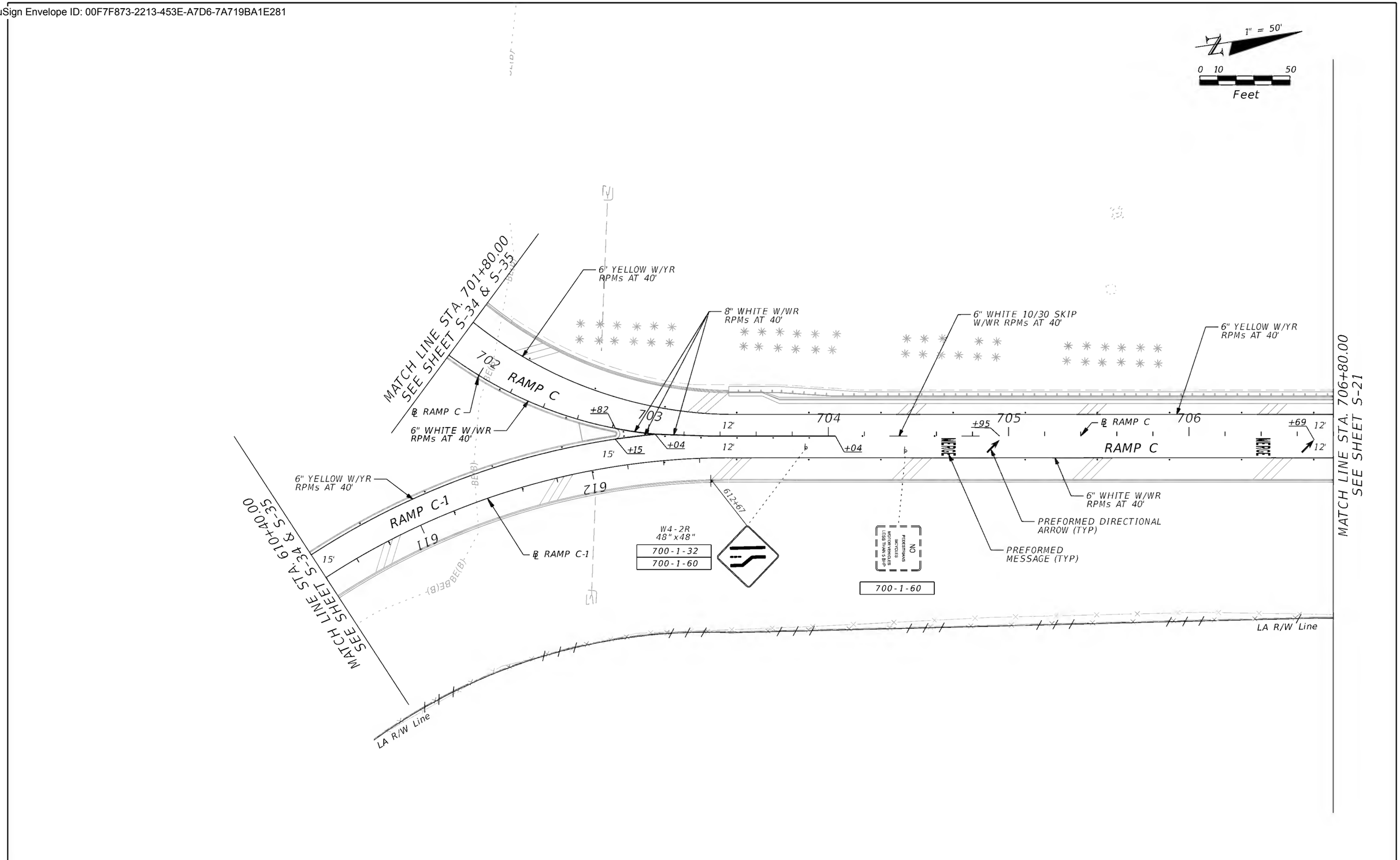

THE OFFICIAL RECORD OF THIS SHEET IS THE ELECTRONIC FILE DIGITALLY SIGNED AND SEALED UNDER RULE 61G15-23.004, F.A.C.

REVISIONS			
DATE	DESCRIPTION	DATE	DESCRIPTION

AMERICAN CONSULTING ENGINEERS OF FLORIDA, LLC
2818 Cypress Ridge Blvd, Suite 200
Wesley Chapel, Florida 33544
Phone: (813) 435-2600 Fax: (813) 435-2601
Certificate of Authorization No. 9302
Akram M. Hussein, P.E. No. 58069

STATE OF FLORIDA
DEPARTMENT OF TRANSPORTATION

ROAD NO.	COUNTY	FINANCIAL PROJECT ID
SR 56	PASCO	430573-1-52-01

SIGNING AND PAVEMENT MARKING PLAN (9)

SHEET NO.
S-20

USER: 5brownd 3/2/2018 12:01:09 PM f:\project\5167056\43057315201\signing\PLANSP09.DGN

DocuSign Envelope ID: 00F7F873-2213-453E-A7D6-7A719BA1E281

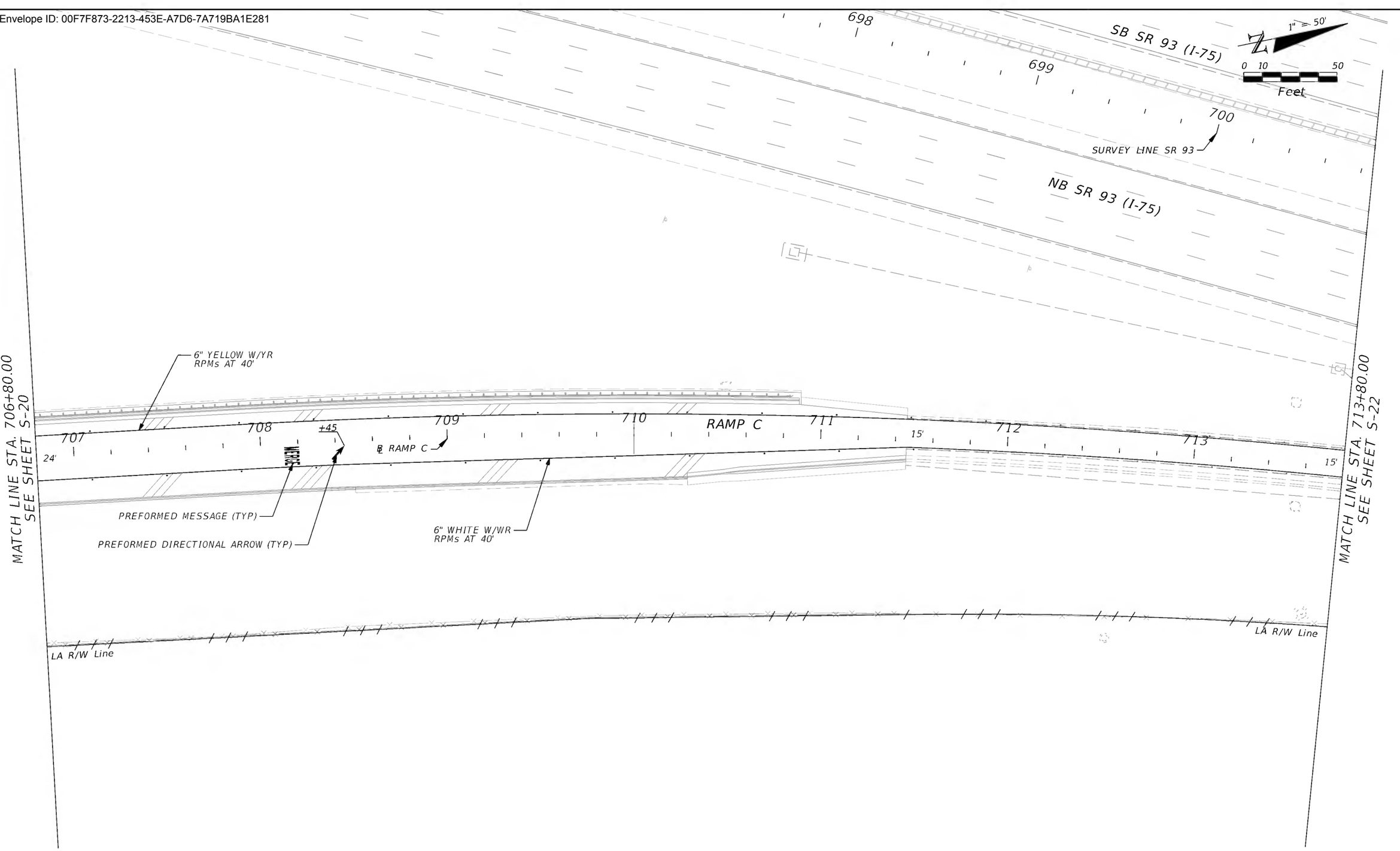

REVISIONS			
DATE	DESCRIPTION	DATE	DESCRIPTION

AMERICAN
CONSULTING ENGINEERS OF FLORIDA, LLC
2818 Cypress Ridge Blvd, Suite 200
Wesley Chapel, Florida 33544
Phone: (813) 435-2600 Fax: (813) 435-2601
Certificate of Authorization No. 9302
Akram M. Hussein, P.E. No. 58069

STATE OF FLORIDA
DEPARTMENT OF TRANSPORTATION

ROAD NO.	COUNTY	FINANCIAL PROJECT ID
SR 56	PASCO	430573-1-52-01

SIGNING AND PAVEMENT MARKING PLAN (10)

SHEET NO. S-21

USER: 5brownd 3/2/2018 12:01:10 PM f:\project\5167056\43057315201\signing\PLANSP10.DGN

THE OFFICIAL RECORD OF THIS SHEET IS THE ELECTRONIC FILE DIGITALLY SIGNED AND SEALED UNDER RULE 61G15-23.004, F.A.C.

DocuSign Envelope ID: 00F7F873-2213-453E-A7D6-7A719BA1E281

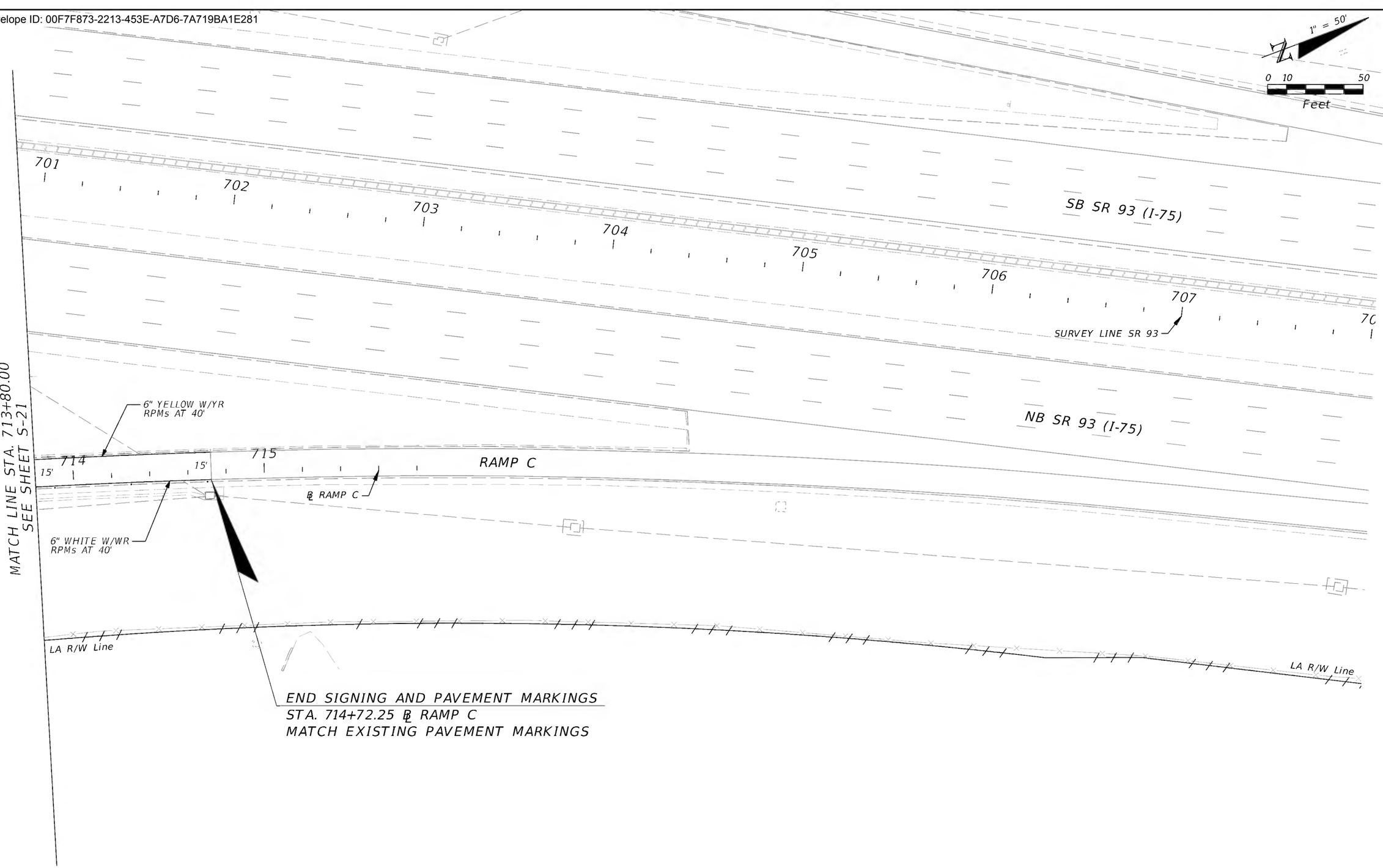

REVISIONS			
DATE	DESCRIPTION	DATE	DESCRIPTION

AMERICAN
CONSULTING ENGINEERS OF FLORIDA, LLC
2818 Cypress Ridge Blvd, Suite 200
Wesley Chapel, Florida 33544
Phone: (813) 435-2600 Fax: (813) 435-2601
Certificate of Authorization No. 9302
Akram M. Hussein, P.E. No. 58069

STATE OF FLORIDA
DEPARTMENT OF TRANSPORTATION

ROAD NO.	COUNTY	FINANCIAL PROJECT ID
SR 56	PASCO	430573-1-52-01

SIGNING AND PAVEMENT MARKING PLAN (11)

SHEET NO. S-22

THE OFFICIAL RECORD OF THIS SHEET IS THE ELECTRONIC FILE DIGITALLY SIGNED AND SEALED UNDER RULE 61G15-23.004, F.A.C.

USER: 5brownd 3/2/2018 12:01:11 PM f:\project\5167056\43057315201\signing\PLANSP11.DGN

DocuSign Envelope ID: 00F7F873-2213-453E-A7D6-7A719BA1E281

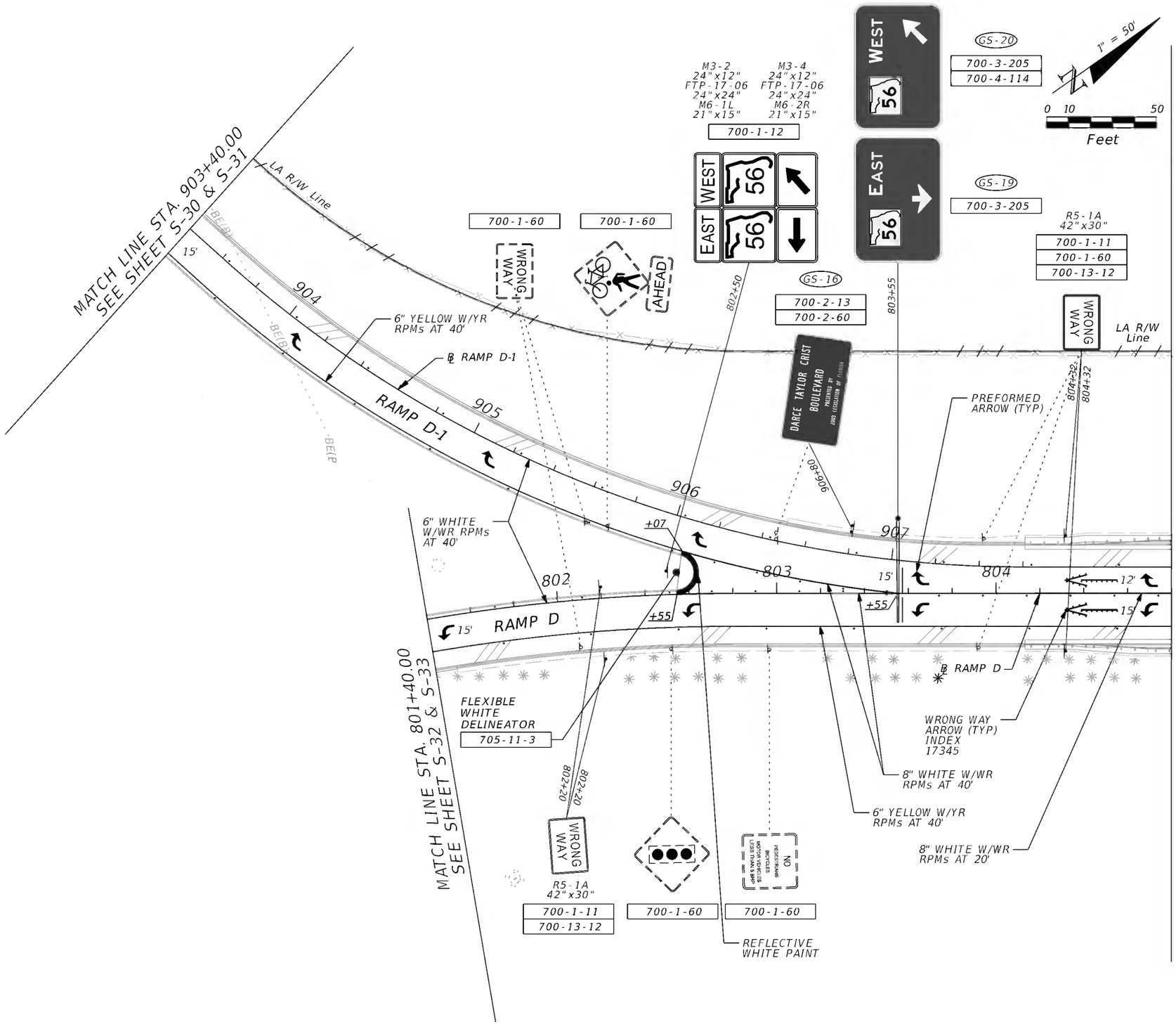

REVISIONS			
DATE	DESCRIPTION	DATE	DESCRIPTION

AMERICAN
CONSULTING ENGINEERS OF FLORIDA, LLC
2818 Cypress Ridge Blvd, Suite 200
Wesley Chapel, Florida 33544
Phone: (813) 435-2600 Fax: (813) 435-2601
Certificate of Authorization No. 9302
Akram M. Hussein, P.E. No. 58069

STATE OF FLORIDA
DEPARTMENT OF TRANSPORTATION

ROAD NO.	COUNTY	FINANCIAL PROJECT ID
SR 56	PASCO	430573-1-52-01

SIGNING AND PAVEMENT MARKING PLAN (12)

SHEET NO. S-23

USER: 5brownd 3/2/2018 12:01:11 PM f:\project\5167056\43057315201\signing\PLANSP12.DGN

THE OFFICIAL RECORD OF THIS SHEET IS THE ELECTRONIC FILE DIGITALLY SIGNED AND SEALED UNDER RULE 61G15-23.004, F.A.C.

DocuSign Envelope ID: 00F7F873-2213-453E-A7D6-7A719BA1E281

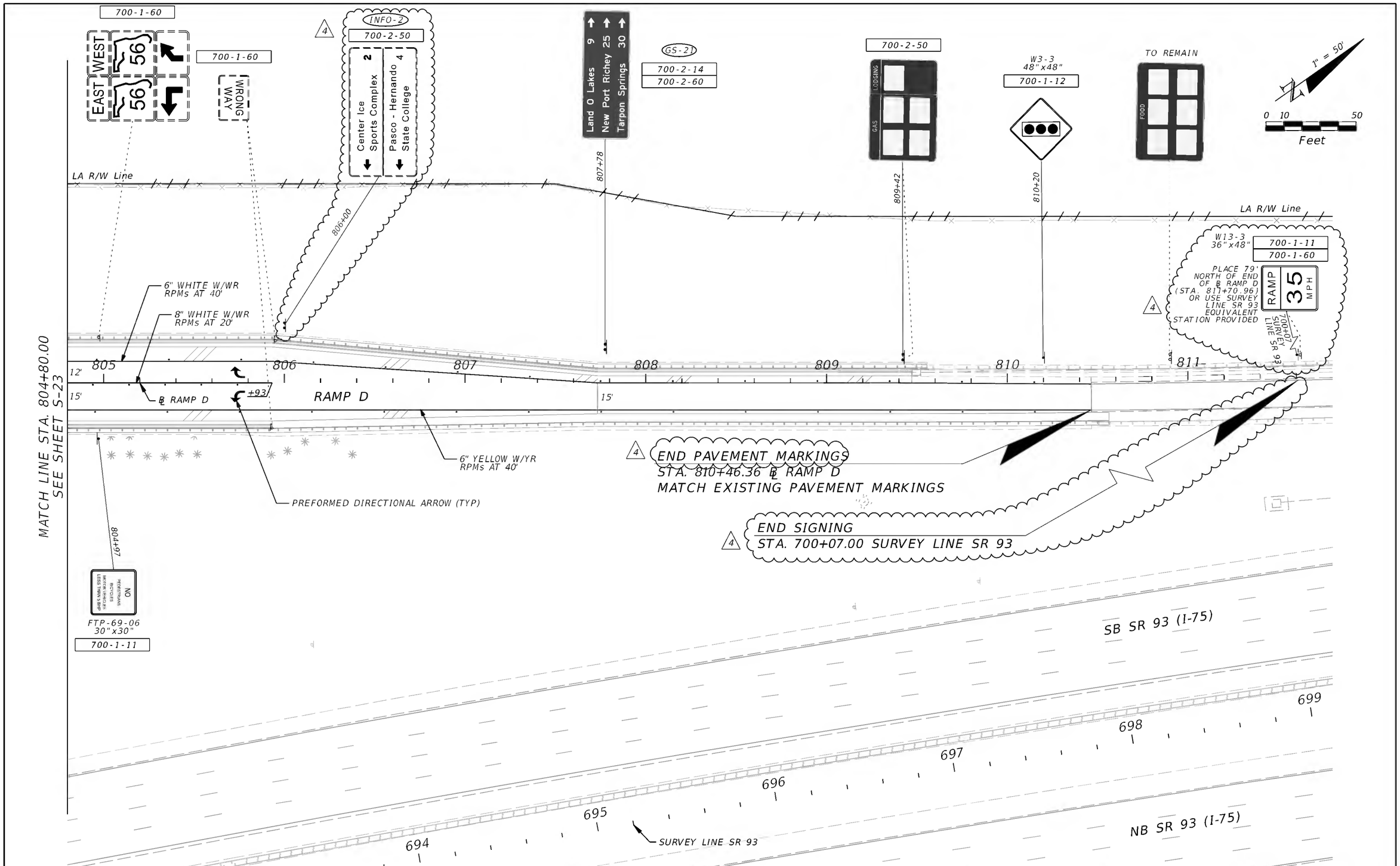

THE OFFICIAL RECORD OF THIS SHEET IS THE ELECTRONIC FILE DIGITALLY SIGNED AND SEALED UNDER RULE 61G15-23.004, F.A.C.

REVISIONS			
DATE	DESCRIPTION	DATE	DESCRIPTION
	4 ADDED FABRICATED BY OTHERS MULTI-POST SIGN RELOCATION. RELOCATED W13-3 SIGN. REVISED SIGNING LIMITS. UPDATED EOR.		

AMERICAN CONSULTING ENGINEERS OF FLORIDA, LLC
2041 Vista Parkway, Suite 101
West Palm Beach, FL 33411
Phone: (561) 253-9550 Fax: (561) 253-9551
Certificate of Authorization No. 9302
Mohan Gopalakrishna, P.E., P.T.O.E. No. 60720

4 STATE OF FLORIDA
DEPARTMENT OF TRANSPORTATION

ROAD NO.	COUNTY	FINANCIAL PROJECT ID
SR 56	PASCO	430573-1-52-01

SIGNING AND PAVEMENT MARKING PLAN (13)

SHEET NO. S-24

USER: 5greenb 7/6/2020 5:48:55 PM F:\PROJECT\5167056\43057315201\signing\PLANSP13_REV04.DGN

DocuSign Envelope ID: 00F7F873-2213-453E-A7D6-7A719BA1E281

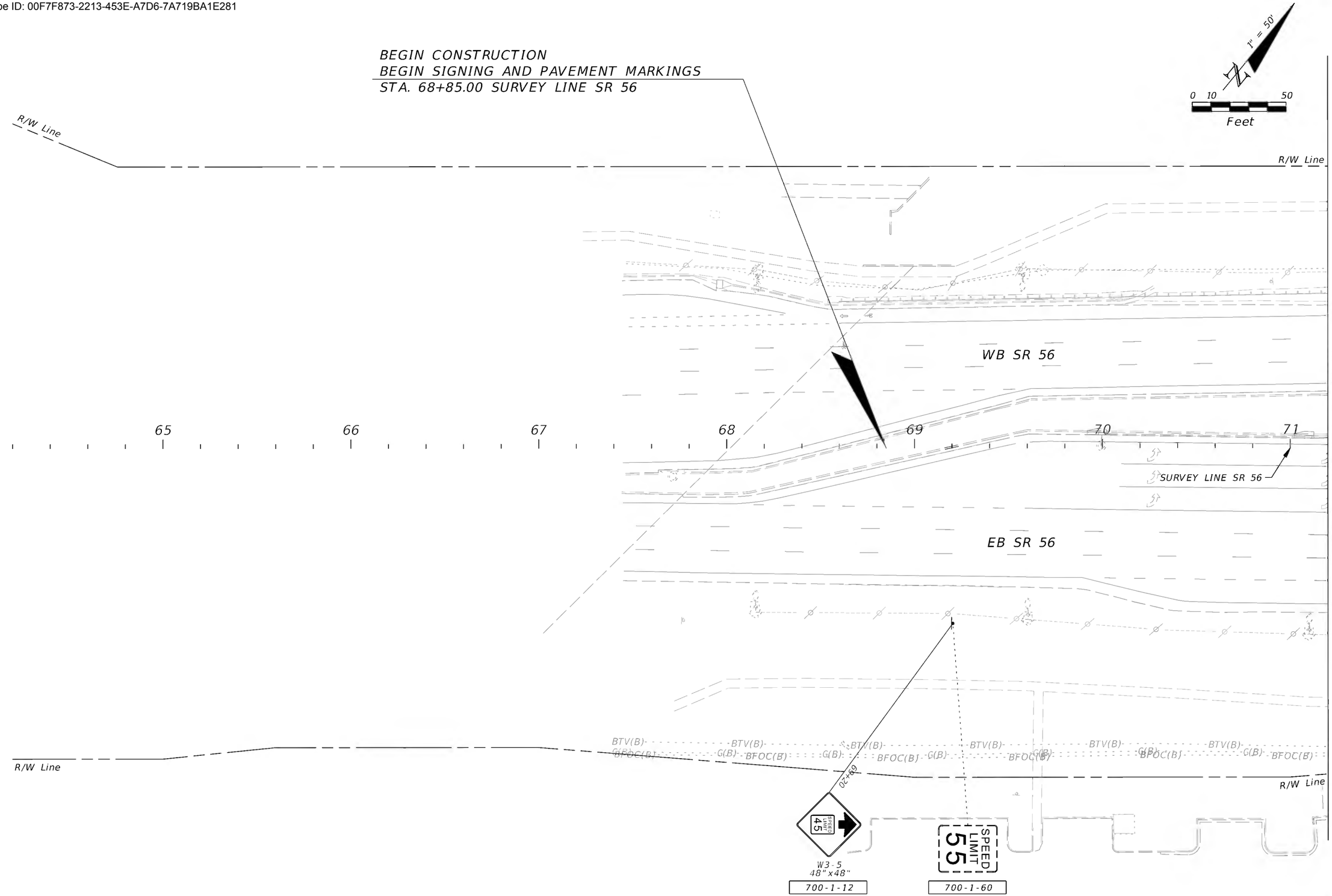

REVISIONS			
DATE	DESCRIPTION	DATE	DESCRIPTION

AMERICAN
CONSULTING ENGINEERS OF FLORIDA, LLC
2818 Cypress Ridge Blvd, Suite 200
Wesley Chapel, Florida 33544
Phone: (813) 435-2600 Fax: (813) 435-2601
Certificate of Authorization No. 9302
Akram M. Hussein, P.E. No. 58069

STATE OF FLORIDA
DEPARTMENT OF TRANSPORTATION

ROAD NO.	COUNTY	FINANCIAL PROJECT ID
SR 56	PASCO	430573-1-52-01

SIGNING AND PAVEMENT MARKING PLAN (14)

SHEET NO. S-25

THE OFFICIAL RECORD OF THIS SHEET IS THE ELECTRONIC FILE DIGITALLY SIGNED AND SEALED UNDER RULE 61G15-23.004, F.A.C.

USER: 5brownd 3/2/2018 12:01:13 PM f:\project\5167056\43057315201\signing\PLANSP14.DGN

DocuSign Envelope ID: 00F7F873-2213-453E-A7D6-7A719BA1E281

GRAND CYPRESS DRIVE

R/W Line

WB SR 56

EB SR 56

BEGIN PAVEMENT MARKING SR 56 (EB)
STA. 76+49.86 SURVEY LINE SR 56
MATCH EXISTING PAVEMENT MARKING

SURVEY LINE SR 56

MATCH LINE STA. 71+20.00
SEE SHEET S-25

MATCH LINE STA. 78+20.00
SEE SHEET S-27

72 73 74 75 76 77 78

1" = 50'

0 10 50
Feet

PREFORMED MESSAGE (TYP)

ONLY

ONLY

12" WHITE 3/9 SKIP
W/WR RPMs AT 24'

6" YELLOW

6" WHITE
2/4 SKIP

+20

12'

12'

12'

+64

7'

6" WHITE

PREFORMED BIKE
MESSAGE (TYP)

PREFORMED BIKE
ARROW (TYP)

6" WHITE 10/30 SKIP
W/WR RPMs AT 40'

77+84

77+85

SPEED
LIMIT
45

R2-1
36"x48"

700-1-11

BTV(D) BTV(B) G(D) G(B) BFOC(B)

REVISIONS			
DATE	DESCRIPTION	DATE	DESCRIPTION

AMERICAN
CONSULTING ENGINEERS OF FLORIDA, LLC
2818 Cypress Ridge Blvd, Suite 200
Wesley Chapel, Florida 33544
Phone: (813) 435-2600 Fax: (813) 435-2601
Certificate of Authorization No. 9302
Akram M. Hussein, P.E. No. 58069

STATE OF FLORIDA
DEPARTMENT OF TRANSPORTATION

ROAD NO.	COUNTY	FINANCIAL PROJECT ID
SR 56	PASCO	430573-1-52-01

SIGNING AND PAVEMENT MARKING PLAN (15)

SHEET NO. S-26

USER: 5browne 3/2/2018 12:01:13 PM f:\project\5167056\43057315201\signing\PLANSP15.DGN

THE OFFICIAL RECORD OF THIS SHEET IS THE ELECTRONIC FILE DIGITALLY SIGNED AND SEALED UNDER RULE 61G15-23.004, F.A.C.

DocuSign Envelope ID: 00F7F873-2213-453E-A7D6-7A719BA1E281

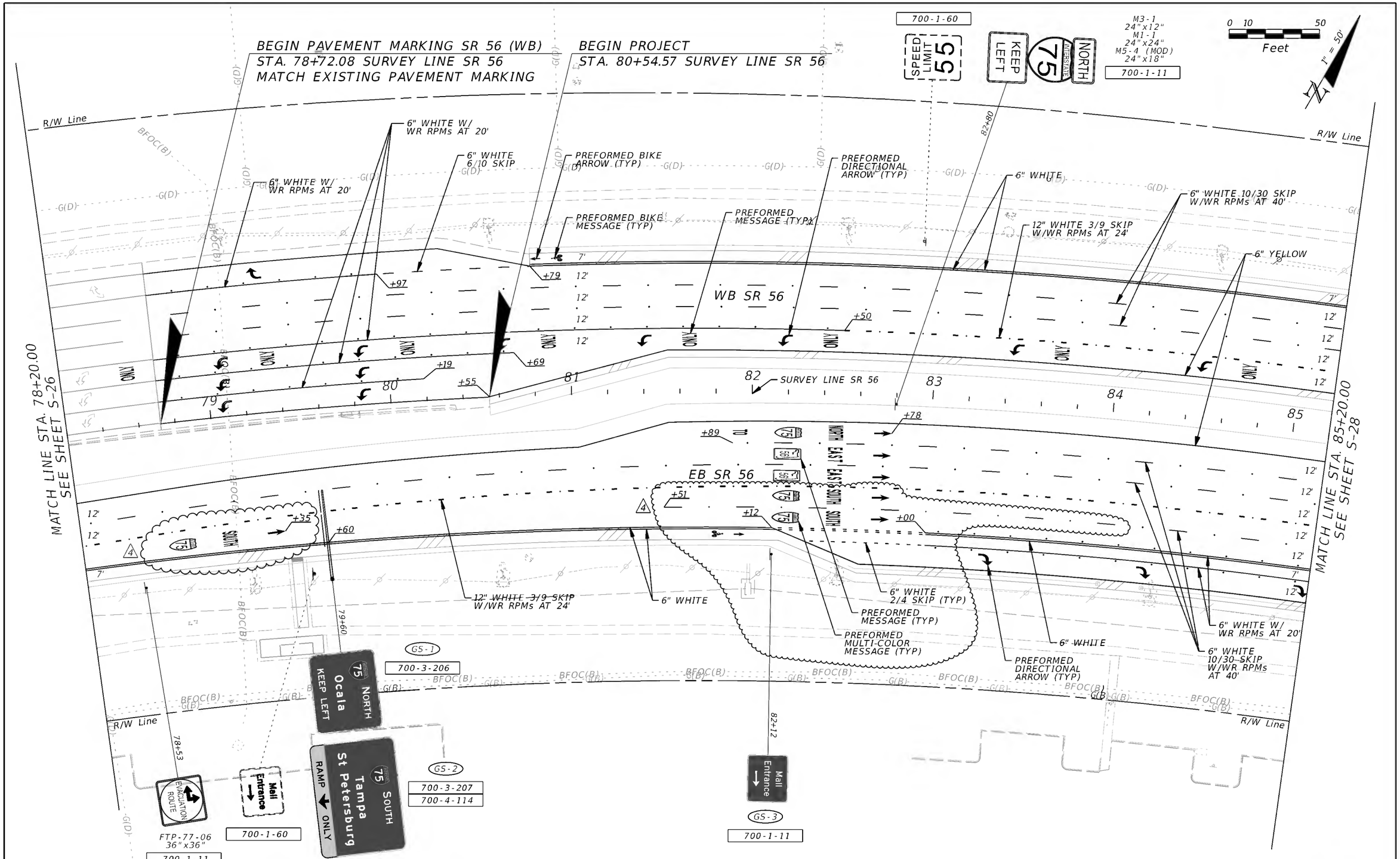

REVISIONS			
DATE	DESCRIPTION	DATE	DESCRIPTION
6/26/19	4 UPDATED PAVEMENT STRIPING AND MARKINGS.		

AMERICAN CONSULTING ENGINEERS OF FLORIDA, LLC
2818 Cypress Ridge Blvd, Suite 200
Wesley Chapel, Florida 33544
Phone: (813) 435-2600 Fax: (813) 435-2601
Certificate of Authorization No. 9302
Akram M. Hussein, P.E. No. 58069

STATE OF FLORIDA
DEPARTMENT OF TRANSPORTATION

ROAD NO.	COUNTY	FINANCIAL PROJECT ID
SR 56	PASCO	430573-1-52-01

SIGNING AND PAVEMENT MARKING PLAN (16)

SHEET NO. S-27

THE OFFICIAL RECORD OF THIS SHEET IS THE ELECTRONIC FILE DIGITALLY SIGNED AND SEALED UNDER RULE 61G15-23.004, F.A.C.

USER: Sgreenb 7/6/2020 5:49:21 PM F:\PROJECT\5167056\43057315201\signing\PLANSP16_REV04.DGN

DocuSign Envelope ID: 00F7F873-2213-453E-A7D6-7A719BA1E281

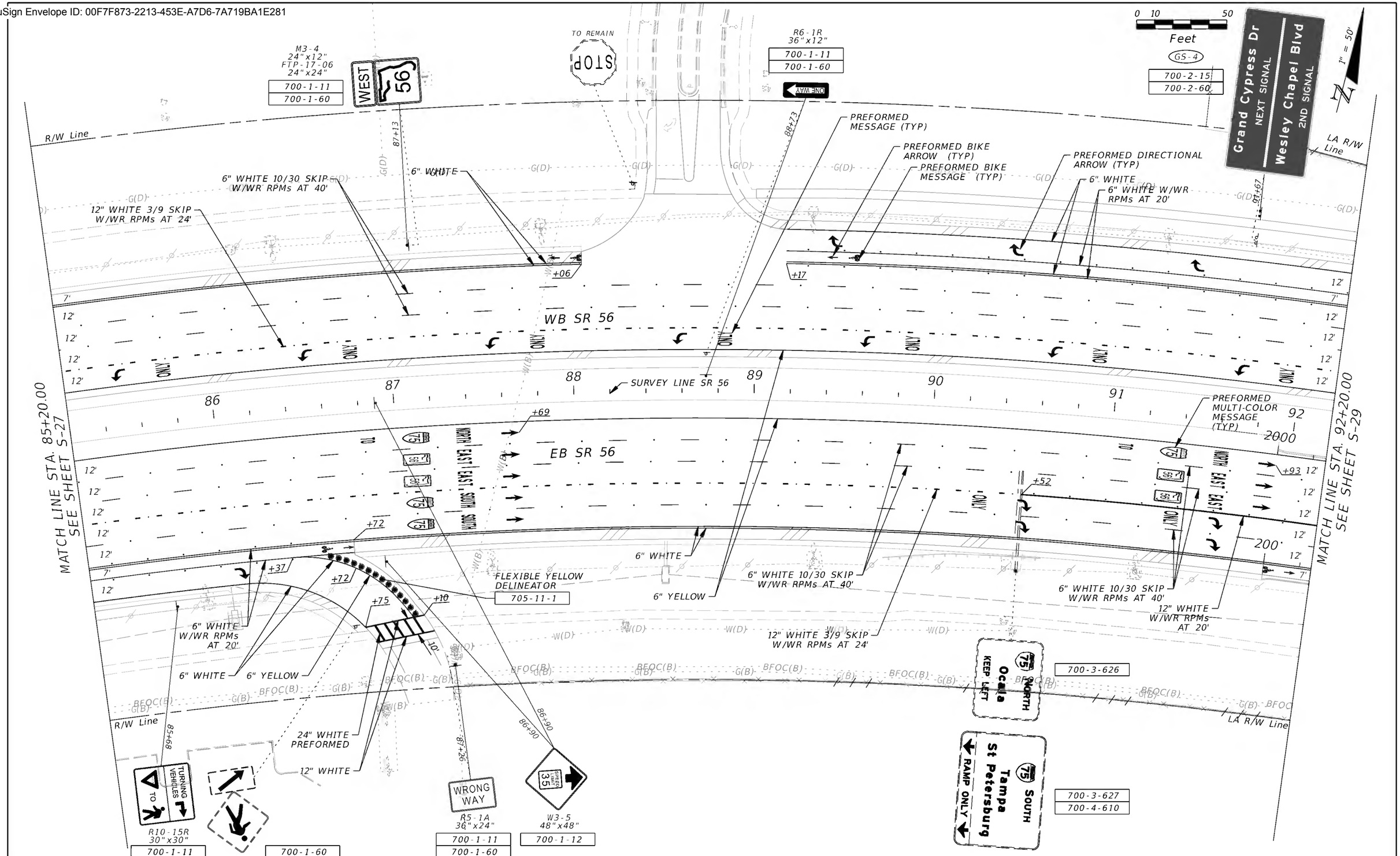

THE OFFICIAL RECORD OF THIS SHEET IS THE ELECTRONIC FILE DIGITALLY SIGNED AND SEALED UNDER RULE 61G15-23.004, F.A.C.

REVISIONS			
DATE	DESCRIPTION	DATE	DESCRIPTION

AMERICAN CONSULTING ENGINEERS OF FLORIDA, LLC
2818 Cypress Ridge Blvd, Suite 200
Wesley Chapel, Florida 33544
Phone: (813) 435-2600 Fax: (813) 435-2601
Certificate of Authorization No. 9302
Akram M. Hussein, P.E. No. 58069

STATE OF FLORIDA
DEPARTMENT OF TRANSPORTATION

ROAD NO.	COUNTY	FINANCIAL PROJECT ID
SR 56	PASCO	430573-1-52-01

SIGNING AND PAVEMENT MARKING PLAN (17)

SHEET NO.
S-28

USER: 5brownd 3/2/2018 12:01:15 PM f:\project\5167056\43057315201\signing\PLANSP17.DGN

DocuSign Envelope ID: 00F7F873-2213-453E-A7D6-7A719BA1E281

FTP-54L-06
48"x60"
700-3-202
700-4-112

R2-1
36"x48"
700-1-11

FS-1
FUTURE ALTERNATIVE SIGN PANEL
61'-0"x14'-6"

FTP-42-06
48"x30"
700-1-11
700-1-60

1" = 50'
0 10 50
Feet

ADOPT-A-HIGHWAY

6" WHITE
6" WHITE W/WR RPMs AT 20'
6" WHITE 2/4 SKIP (TYP)
12" WHITE 3/9 SKIP W/WR RPMs AT 24'
6" WHITE 10/30 SKIP W/WR RPMs AT 40'
6" YELLOW
LA R/W Line
WB SR 56
EB SR 56
SURVEY LINE SR 56
PREFORMED MULTI-COLOR MESSAGE (TYP)
℄ CONST. WB-1
℄ CONST. EB-1
REFLECTIVE WHITE PAINT
FLEXIBLE WHITE DELINEATOR
705-11-3
6" WHITE W/WR RPMs AT 40'
6" WHITE W/WR RPMs AT 20'
6" WHITE 10/30 SKIP W/WR RPMs AT 40'
℄ RAMP A-1
PREFORMED DIRECTIONAL ARROW (TYP)
RAMP A-1
12" WHITE W/WR RPMs AT 20'
PREFORMED MESSAGES (TYP)
6" YELLOW W/YR RPMs AT 40'
MATCH LINE STA. 92+20.00 SEE SHEET S-28
MATCH LINE STA. 99+20.00 SEE SHEET S-30 & S-31

75 NORTH Ocala KEEP LEFT
56 EAST Zephyrhills
75 SOUTH Tampa St Petersburg EXIT ONLY

GS-1
700-3-206
700-4-126

GS-5
700-3-207

75 SOUTH Tampa St Petersburg RAMP ONLY

SPEED LIMIT 35
R2-1
36"x48"
700-1-11

EVACUATION ROUTE
700-1-60

AHEAD
W11-15
36"x36"
W16-9P
30"x18"
654-2-21

St Petersburg
700-2-60

REVISIONS			
DATE	DESCRIPTION	DATE	DESCRIPTION

AMERICAN CONSULTING ENGINEERS OF FLORIDA, LLC
2818 Cypress Ridge Blvd, Suite 200
Wesley Chapel, Florida 33544
Phone: (813) 435-2600 Fax: (813) 435-2601
Certificate of Authorization No. 9302
Akram M. Hussein, P.E. No. 58069

STATE OF FLORIDA
DEPARTMENT OF TRANSPORTATION

ROAD NO.	COUNTY	FINANCIAL PROJECT ID
SR 56	PASCO	430573-1-52-01

SIGNING AND PAVEMENT MARKING PLAN (18)

SHEET NO. S-29

THE OFFICIAL RECORD OF THIS SHEET IS THE ELECTRONIC FILE DIGITALLY SIGNED AND SEALED UNDER RULE 61G15-23.004, F.A.C.

USER: 5browne 3/2/2018 12:01:15 PM f:\project\5167056\43057315201\signing\PLANSP18.DGN

DocuSign Envelope ID: 00F7F873-2213-453E-A7D6-7A719BA1E281

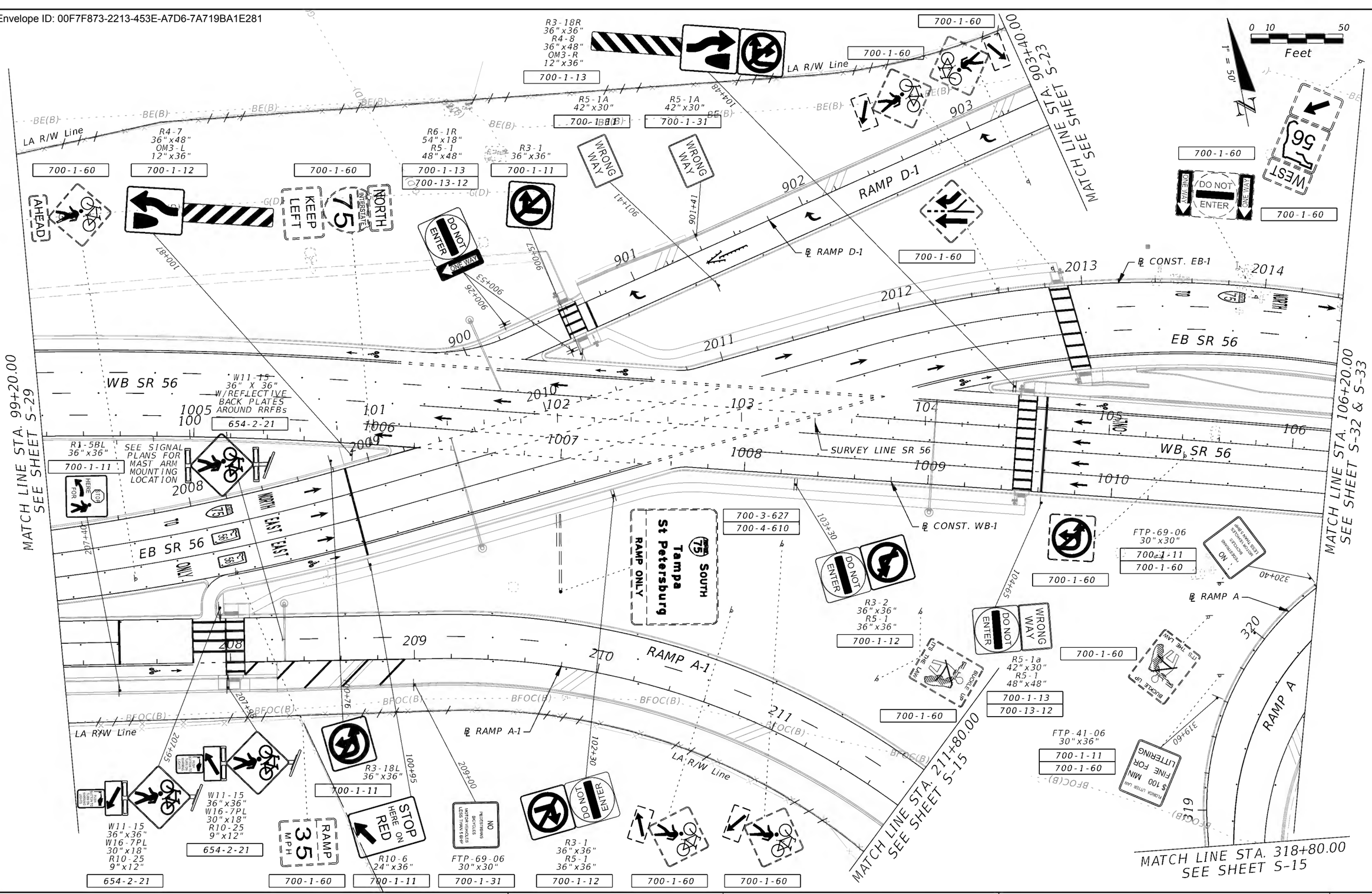

REVISIONS			
DATE	DESCRIPTION	DATE	DESCRIPTION

AMERICAN CONSULTING ENGINEERS OF FLORIDA, LLC
2818 Cypress Ridge Blvd, Suite 200
Wesley Chapel, Florida 33544
Phone: (813) 435-2600 Fax: (813) 435-2601
Certificate of Authorization No. 9302
Akram M. Hussein, P.E. No. 58069

STATE OF FLORIDA
DEPARTMENT OF TRANSPORTATION

ROAD NO.	COUNTY	FINANCIAL PROJECT ID
SR 56	PASCO	430573-1-52-01

SIGNING AND PAVEMENT MARKING PLAN (19)

SHEET NO. S-30

THE OFFICIAL RECORD OF THIS SHEET IS THE ELECTRONIC FILE DIGITALLY SIGNED AND SEALED UNDER RULE 61G15-23.004, F.A.C.

USER: 5brownd 3/2/2018 12:01:16 PM f:\project\5167056\43057315201\signing\PLANSP19.DGN

DocuSign Envelope ID: 00F7F873-2213-453E-A7D6-7A719BA1E281

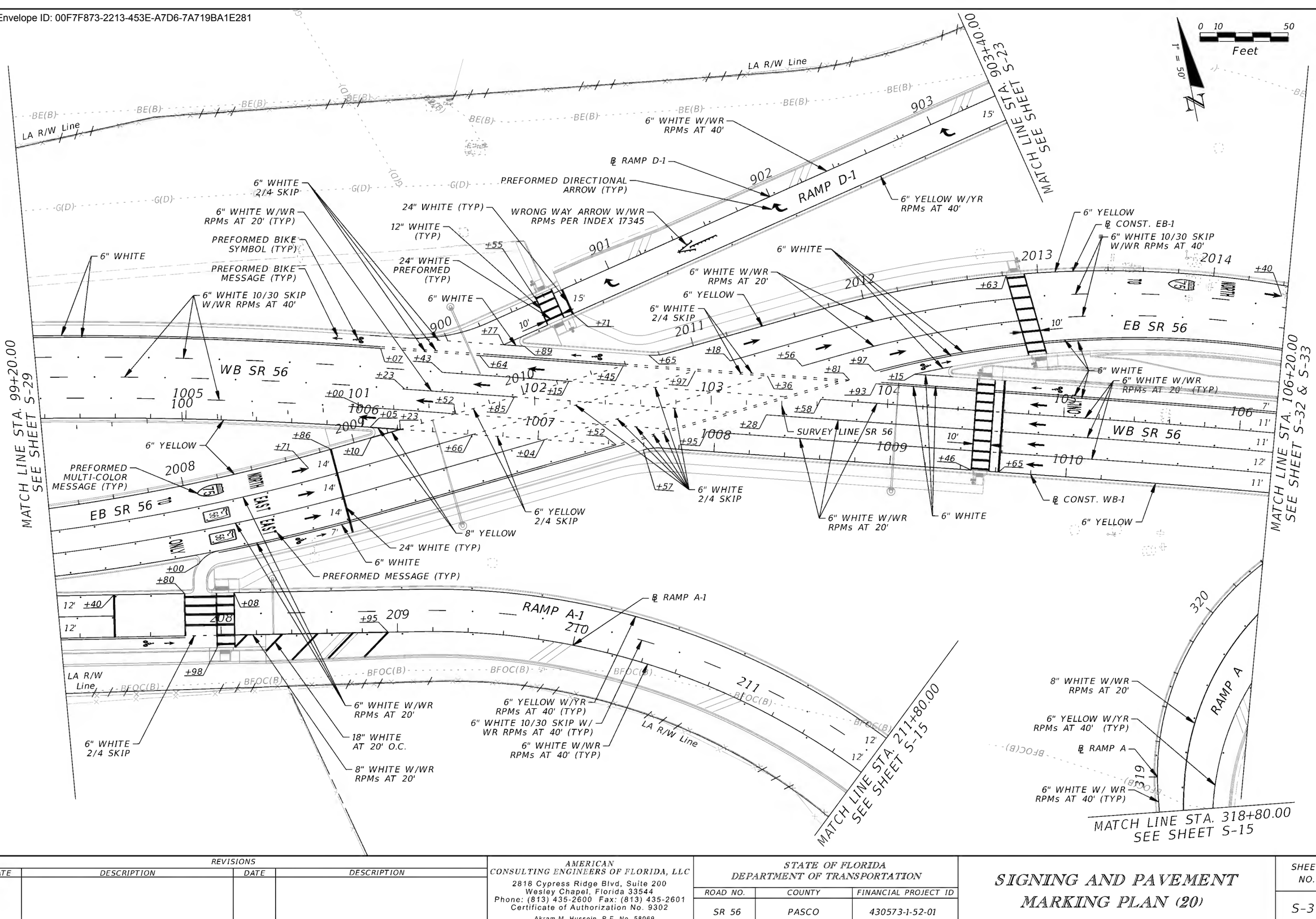

REVISIONS			
DATE	DESCRIPTION	DATE	DESCRIPTION

AMERICAN
CONSULTING ENGINEERS OF FLORIDA, LLC
2818 Cypress Ridge Blvd, Suite 200
Wesley Chapel, Florida 33544
Phone: (813) 435-2600 Fax: (813) 435-2601
Certificate of Authorization No. 9302
Akram M. Hussein, P.E. No. 58069

STATE OF FLORIDA
DEPARTMENT OF TRANSPORTATION

ROAD NO.	COUNTY	FINANCIAL PROJECT ID
SR 56	PASCO	430573-1-52-01

SIGNING AND PAVEMENT MARKING PLAN (20)

SHEET NO. S-31

THE OFFICIAL RECORD OF THIS SHEET IS THE ELECTRONIC FILE DIGITALLY SIGNED AND SEALED UNDER RULE 61G15-23.004, F.A.C.

USER: 5brownd 3/2/2018 12:01:17 PM f:\project\5167056\43057315201\signing\PLANSP20.DGN

DocuSign Envelope ID: 00F7F873-2213-453E-A7D6-7A719BA1E281

LINE STA. 801+40.00
SEE SHEET S-23

RAMP D

DO NOT ENTER (ONE WAY) — 700-1-60

℄ RAMP D

DO NOT ENTER (ONE WAY) — R6-1R 54"x18" R5-1 48"x48" — 700-1-13 / 700-13-12

DO NOT ENTER (ONE WAY) — R6-1R 54"x18" R5-1 48"x48" — 700-1-33 / 700-13-12

800+10

800+25

700-1-60

801

800

2015

2016

107+74

℄ CONST. EB-1

M3-1 24"x12" M1-1 24"x24" M5-2 21"x15" — 700-1-11

75 NORTH INTERSTATE

SURVEY LINE SR 93

689

NB SR 93 (I-75)

688

EB SR 56

SURVEY LINE SR 56

WB SR 56

687

686

685

SB SR 93 (I-75)

GS-7

700-3-206 / 700-4-113

Ocala 75 NORTH

700-3-627 / 700-4-610

SOUTH 75 Tampa St Petersburg RAMP ONLY

111+50

4000

4001100

0 10 50 Feet — 1" = 50'

700-2-60

St Petersburg

M3-1 24"x12" M1-1 24"x24" M6-2L 21"x15" — 700-1-11

75 NORTH INTERSTATE

700+32

℄ RAMP C

RAMP C

℄ CONST. EB-2

MATCH LINE STA. 106+20.00
SEE SHEET S-30 & S-31

MATCH LINE STA. 113+20.00
SEE SHEET S-34 & S-35

107

108

109

110

111

112

113

℄ RAMP A

321

RAMP A

320+83

SOUTH 75 INTERSTATE

107+90

700-1-60

M3-3 24"x12" M1-1 24"x24" M6-1L 21"x15" — 700-1-11

75 SOUTH Tampa St Petersburg RAMP ONLY

GS-6

700-3-207 / 700-4-113

75 NORTH Ocala NEXT LEFT

700-3-626 / 700-4-610

111+79

SOUTH 75 INTERSTATE

700-1-60

M3-3 24"x12" M1-1 24"x24" M5-1 21"x15" — 700-1-11

R6-1R 54"x18" R5-1 48"x48" — 700-1-33 / 700-13-12

113+10

DO NOT ENTER (ONE WAY)

700-1-60

BUCKLE UP IT'S THE LAW

BFOC(B)

THE OFFICIAL RECORD OF THIS SHEET IS THE ELECTRONIC FILE DIGITALLY SIGNED AND SEALED UNDER RULE 61G15-23.004, F.A.C.

REVISIONS			
DATE	DESCRIPTION	DATE	DESCRIPTION

AMERICAN CONSULTING ENGINEERS OF FLORIDA, LLC
2818 Cypress Ridge Blvd, Suite 200
Wesley Chapel, Florida 33544
Phone: (813) 435-2600 Fax: (813) 435-2601
Certificate of Authorization No. 9302
Akram M. Hussein, P.E. No. 58069

STATE OF FLORIDA
DEPARTMENT OF TRANSPORTATION

ROAD NO.	COUNTY	FINANCIAL PROJECT ID
SR 56	PASCO	430573-1-52-01

SIGNING AND PAVEMENT MARKING PLAN (21)

SHEET NO. S-32

USER: 5browd 3/2/2018 12:01:18 PM f:\project\5167056\43057315201\signing\PLANSP21.DGN

DocuSign Envelope ID: 00F7F873-2213-453E-A7D6-7A719BA1E281

MATCH LINE STA. 801+40.00
SEE SHEET S-23

RAMP D

6" WHITE W/WR RPMs AT 20'
℄ RAMP D
6" YELLOW W/YR RPMs AT 40'
+45
PREFORMED DIRECTIONAL ARROW (TYP)
24" WHITE
15'
+20
+02
6" YELLOW
6" WHITE 10/30 SKIP W/WR RPMs AT 40'
2015
2016
℄ CONST. EB-1
+48
12'
6" YELLOW
11'
11'
+68
801
800

NB SR 93 (I-75)
689
SURVEY LINE SR 93
6" BLACK 10/30 SKIP (PERMANENT TAPE)
6" WHITE 10/30 SKIP (PERMANENT TAPE) W/WR RPMs AT 40'
PREFORMED BIKE SYMBOL (TYP)
PREFORMED BIKE MESSAGE (TYP)
6" YELLOW (PERMANENT TAPE)
688
EB SR 56

6" WHITE 10/30 SKIP W/WR RPMs AT 40'
8" YELLOW W/YR RPMs AT 20'
18" YELLOW AT 20' O.C.
+75
+52
4000
+29
4001
1100
+17
+12
+28
℄ RAMP C
8" WHITE
6" YELLOW W/YR RPMs AT 40'
6" YELLOW
℄ CONST. EB-2
12'
11'
11'

0 10 50
Feet
1" = 50'

6" WHITE
7'
11'
107
108
109
110
111
112
113
7'
11'
11'
12'
R 120'
+01
+38
+25
+53
+77

6" WHITE (PERMANENT TAPE)
SURVEY LINE SR 56

MATCH LINE STA. 106+20.00
SEE SHEET S-30 & S-31

MATCH LINE STA. 113+20.00
SEE SHEET S-34 & S-35

WB SR 56
687
+66
+82
+26
+66
+43
+55
11'
11'
6" YELLOW
321
+12
75
SOUTH TAMPA
SOUTH

℄ RAMP A
RAMP A
8" WHITE W/WR RPMs AT 20'
6" WHITE W/ WR RPMs AT 20' (TYP)
6" WHITE W/ WR RPMs AT 40' (TYP)
6" YELLOW W/ YR RPMs AT 20'

6" YELLOW (PERMANENT TAPE)
6" WHITE 10/30 SKIP (PERMANENT TAPE) W/WR RPMs AT 40'
6" BLACK 10/30 SKIP (PERMANENT TAPE)
6" WHITE (PERMANENT TAPE) W/WR RPMs AT 20'
8" WHITE (PERMANENT TAPE) W/WR RPMs AT 20'
END APPROACH SLAB
STA. 111+51.54 SURVEY LINE SR 56
686
PREFORMED MULTI-COLOR MESSAGE (TYP)
BEGIN APPROACH SLAB
STA. 107+91.56 SURVEY LINE SR 56
PREFORMED MESSAGE (TYP)

+53
6" YELLOW
8" WHITE W/ WR RPMs AT 20'
6" WHITE 2/4 SKIP
6" WHITE 2/4 SKIP
6" WHITE W/WR RPMs AT 20'
6" WHITE 10/30 SKIP W/WR RPMs AT 40'
6" WHITE 2/4 SKIP
6" YELLOW W/ YR RPMs AT 20'

SB SR 93 (I-75)
685

BFOC(B)

THE OFFICIAL RECORD OF THIS SHEET IS THE ELECTRONIC FILE DIGITALLY SIGNED AND SEALED UNDER RULE 61G15-23.004, F.A.C.

REVISIONS			
DATE	DESCRIPTION	DATE	DESCRIPTION

AMERICAN CONSULTING ENGINEERS OF FLORIDA, LLC
2818 Cypress Ridge Blvd, Suite 200
Wesley Chapel, Florida 33544
Phone: (813) 435-2600 Fax: (813) 435-2601
Certificate of Authorization No. 9302
Akram M. Hussein, P.E. No. 58069

STATE OF FLORIDA
DEPARTMENT OF TRANSPORTATION

ROAD NO.	COUNTY	FINANCIAL PROJECT ID
SR 56	PASCO	430573-1-52-01

SIGNING AND PAVEMENT MARKING PLAN (22)

SHEET NO. S-33

USER: 5browd 3/2/2018 12:01:19 PM f:\project\5167056\43057315201\signing\PLANSP22.DGN

DocuSign Envelope ID: 00F7F873-2213-453E-A7D6-7A719BA1E281

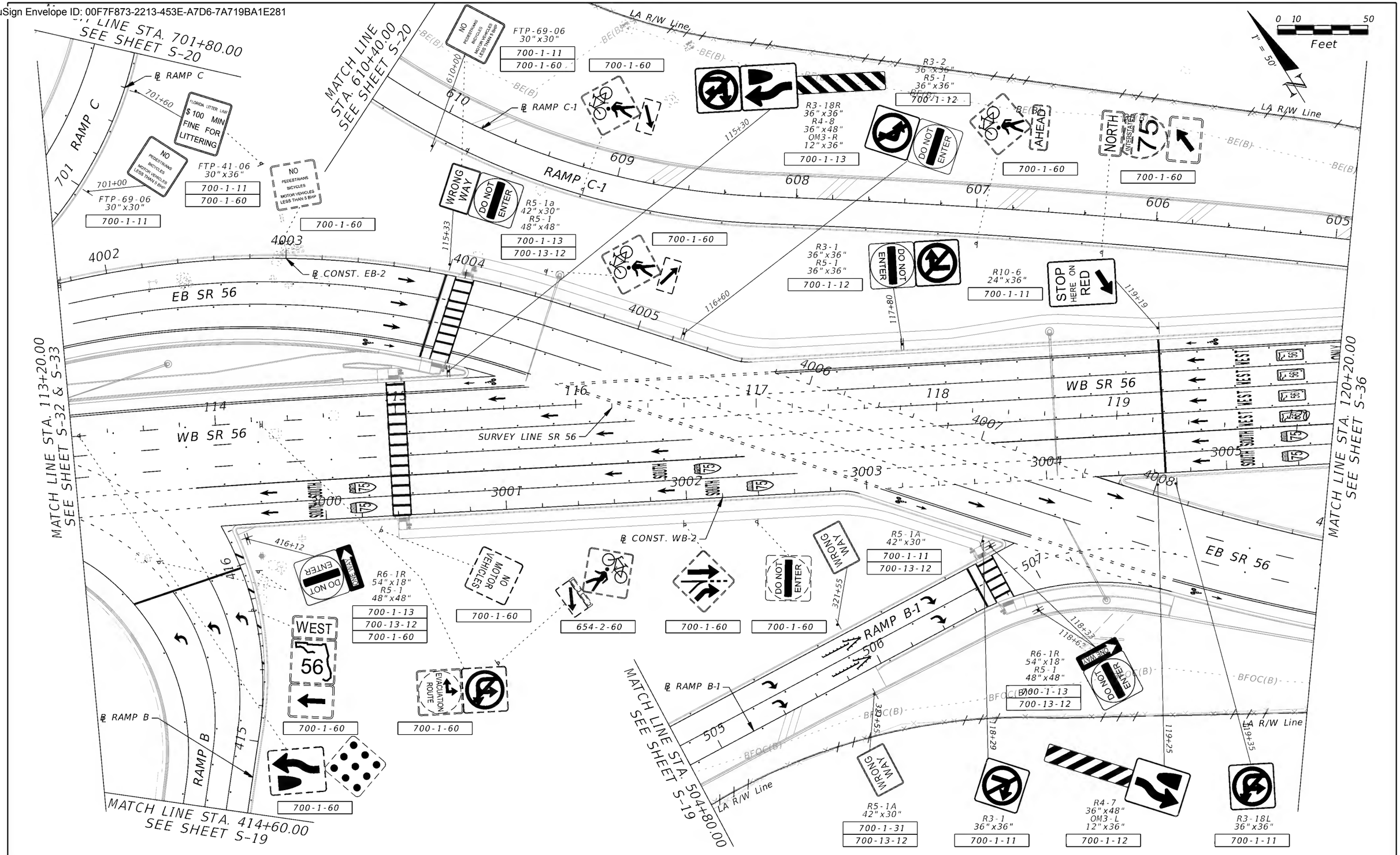

THE OFFICIAL RECORD OF THIS SHEET IS THE ELECTRONIC FILE DIGITALLY SIGNED AND SEALED UNDER RULE 61G15-23.004, F.A.C.

REVISIONS			
DATE	DESCRIPTION	DATE	DESCRIPTION

AMERICAN CONSULTING ENGINEERS OF FLORIDA, LLC
2818 Cypress Ridge Blvd, Suite 200
Wesley Chapel, Florida 33544
Phone: (813) 435-2600 Fax: (813) 435-2601
Certificate of Authorization No. 9302
Akram M. Hussein, P.E. No. 58069

STATE OF FLORIDA
DEPARTMENT OF TRANSPORTATION

ROAD NO.	COUNTY	FINANCIAL PROJECT ID
SR 56	PASCO	430573-1-52-01

SIGNING AND PAVEMENT MARKING PLAN (23)

SHEET NO. S-34

USER: 5brownd 3/2/2018 12:01:20 PM f:\project\5167056\43057315201\signing\PLANSP23.DGN

DocuSign Envelope ID: 00F7F873-2213-453E-A7D6-7A719BA1E281

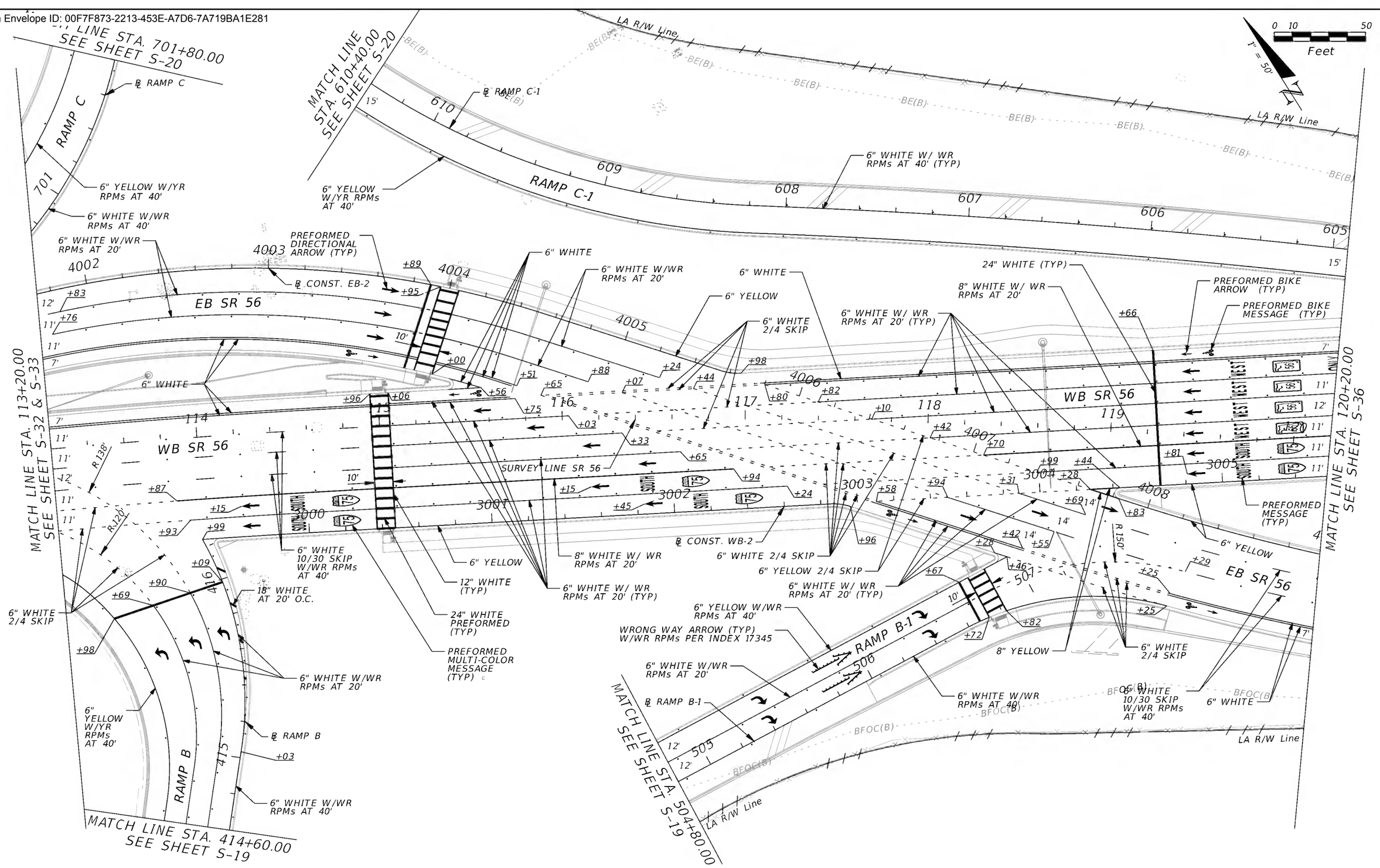

REVISIONS			
DATE	DESCRIPTION	DATE	DESCRIPTION

AMERICAN CONSULTING ENGINEERS OF FLORIDA, LLC
2818 Cypress Ridge Blvd, Suite 200
Wesley Chapel, Florida 33544
Phone: (813) 435-2600 Fax: (813) 435-2601
Certificate of Authorization No. 9302
Akram M. Hussein, P.E. No. 58069

STATE OF FLORIDA
DEPARTMENT OF TRANSPORTATION

ROAD NO.	COUNTY	FINANCIAL PROJECT ID
SR 56	PASCO	430573-1-52-01

SIGNING AND PAVEMENT MARKING PLAN (24)

SHEET NO. S-35

THE OFFICIAL RECORD OF THIS SHEET IS THE ELECTRONIC FILE DIGITALLY SIGNED AND SEALED UNDER RULE 61G15-23.004, F.A.C.

USER: 5brownd 3/2/2018 12:01:21 PM f:\project\5167056\43057315201\signing\PLANSP24.DGN

DocuSign Envelope ID: 00F7F873-2213-453E-A7D6-7A719BA1E281

36"x36" W16-7PL 30"x18" — 700-1-12

36"x36" W16-7PL 30"x18" — 700-1-32

W11-2 36"x36" W16-9P 30"x18" — 700-1-32

700-3-626 / 700-4-610

GS-9 — 700-3-206

GS-8 — 700-3-207 / 700-4-126

NORTH 75 Ocala

NORTH 75 Ocala RAMP ONLY

SOUTH 75 Tampa St Petersburg RAMP ONLY

1" = 50'

0 10 50 Feet

LA R/W Line

FLEXIBLE WHITE DELINEATOR — 705-11-3

REFLECTIVE WHITE PAINT

8" WHITE W/WR RPMs AT 20'

6" WHITE W/WR RPMs AT 20'

PREFORMED BIKE MESSAGE (TYP)

PREFORMED BIKE ARROW (TYP)

6" WHITE

6" WHITE 2/4 SKIP

24" WHITE PREFORMED (TYP)

6" YELLOW W/YR RPMs AT 40'

12" WHITE

℄ RAMP C-1

RAMP C-1

WB SR 56

℄ CONST. WB-2

SURVEY LINE SR 56

SOUTH WEST - WEST - WEST

PREFORMED MULTI-COLOR MESSAGE (TYP)

8" WHITE W/WR RPMs AT 20'

PREFORMED MESSAGE (TYP)

6" WHITE 10/30 SKIP W/WR RPMs AT 40'

6" WHITE W/ WR RPMs AT 20'

6" YELLOW

℄ CONST. EB-2

EB SR 56

PREFORMED DIRECTIONAL ARROW (TYP)

6" WHITE

MATCH LINE STA. 120+20.00 SEE SHEET S-34 & S-35

MATCH LINE STA. 127+20.00 SEE SHEET S-37

RIGHT LANE ENDS — 700-1-60

75 SOUTH Tampa St Petersburg | 56 WEST Tarpon Springs | 75 NORTH Ocala — EXIT ONLY

FS-2

FUTURE ALTERNATIVE SIGN PANEL 89'-0"x17'-0"

700-1-60

ADOPT-A-HIGHWAY — A Partnership For Litter-Free Florida Highways

FTP-42-06 48"x30" — 700-1-11 / 700-1-60

SPEED LIMIT 45

R2-1 36"x48" — 700-1-11

THE OFFICIAL RECORD OF THIS SHEET IS THE ELECTRONIC FILE DIGITALLY SIGNED AND SEALED UNDER RULE 61G15-23.004, F.A.C.

REVISIONS			
DATE	DESCRIPTION	DATE	DESCRIPTION

AMERICAN CONSULTING ENGINEERS OF FLORIDA, LLC
2818 Cypress Ridge Blvd, Suite 200
Wesley Chapel, Florida 33544
Phone: (813) 435-2600 Fax: (813) 435-2601
Certificate of Authorization No. 9302
Akram M. Hussein, P.E. No. 58069

STATE OF FLORIDA
DEPARTMENT OF TRANSPORTATION

ROAD NO.	COUNTY	FINANCIAL PROJECT ID
SR 56	PASCO	430573-1-52-01

SIGNING AND PAVEMENT MARKING PLAN (25)

SHEET NO. S-36

DocuSign Envelope ID: 00F7F873-2213-453E-A7D6-7A719BA1E281

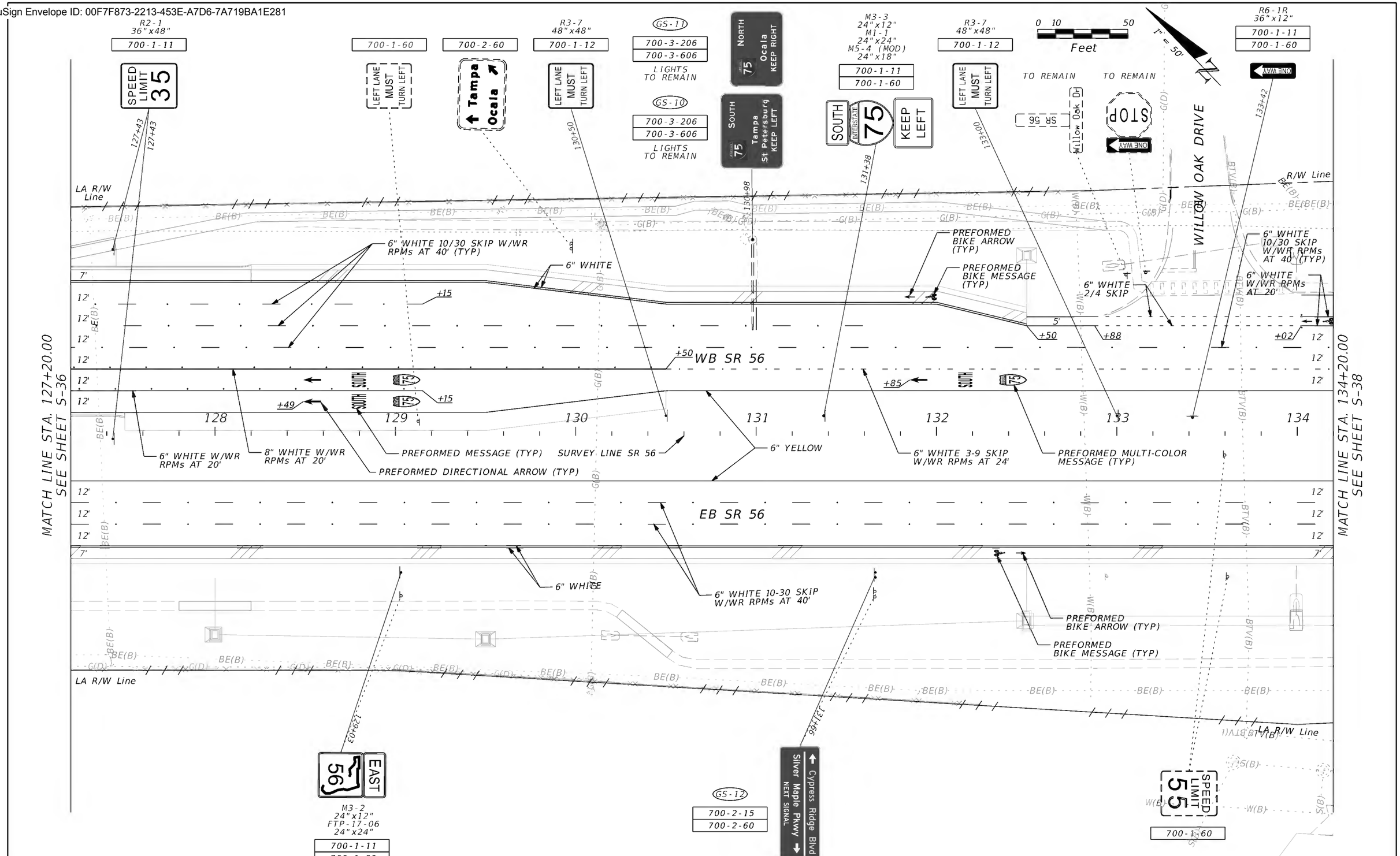

THE OFFICIAL RECORD OF THIS SHEET IS THE ELECTRONIC FILE DIGITALLY SIGNED AND SEALED UNDER RULE 61G15-23.004, F.A.C.

REVISIONS			
DATE	DESCRIPTION	DATE	DESCRIPTION

AMERICAN CONSULTING ENGINEERS OF FLORIDA, LLC
2818 Cypress Ridge Blvd, Suite 200
Wesley Chapel, Florida 33544
Phone: (813) 435-2600 Fax: (813) 435-2601
Certificate of Authorization No. 9302
Akram M. Hussein, P.E. No. 58069

STATE OF FLORIDA
DEPARTMENT OF TRANSPORTATION

ROAD NO.	COUNTY	FINANCIAL PROJECT ID
SR 56	PASCO	430573-1-52-01

SIGNING AND PAVEMENT MARKING PLAN (26)

SHEET NO. S-37

DocuSign Envelope ID: 00F7F873-2213-453E-A7D6-7A719BA1E281

R3-7 48"x48" 700-1-12

W3-5 48"x48" 700-1-12

R2-1 30"x36" 700-1-11

1" = 50'

0 10 50 Feet

END PAVEMENT MARKING SR 56 (WB)
STA. 139+10.00 SURVEY LINE SR 56
MATCH EXISTING PAVEMENT MARKING

MATCH LINE STA. 134+20.00
SEE SHEET S-37

MATCH LINE STA. 141+20.00
SEE SHEET S-39

R/W Line

6" WHITE W/WR RPMs AT 20'

6" WHITE 2/4 SKIP

PREFORMED DIRECTIONAL ARROW

6" WHITE

6" WHITE 10/30 SKIP W/WR RPMs AT 40'

6" WHITE 3-9 SKIP W/WR RPMs AT 24'

WB SR 56

6" YELLOW

PREFORMED MULTI-COLOR MESSAGE (TYP)

6" WHITE 3-9 SKIP W/WR RPMs AT 24'

SURVEY LINE SR 56

EB SR 56

6" WHITE 10/30 SKIP W/WR RPMs AT 40'

6" WHITE

6" WHITE

6" WHITE 2/4 SKIP

SILVER MAPLE PKWY

LA R/W Line

END PROJECT
STA. 134+50.00 SURVEY LINE SR 56

END PAVEMENT MARKING SR 56 (EB)
STA. 136+50.00 SURVEY LINE SR 56
MATCH EXISTING PAVEMENT MARKING

SPEED LIMIT 55

R2-1 36"x48" 700-1-11

THE OFFICIAL RECORD OF THIS SHEET IS THE ELECTRONIC FILE DIGITALLY SIGNED AND SEALED UNDER RULE 61G15-23.004, F.A.C.

REVISIONS			
DATE	DESCRIPTION	DATE	DESCRIPTION

AMERICAN CONSULTING ENGINEERS OF FLORIDA, LLC
2818 Cypress Ridge Blvd, Suite 200
Wesley Chapel, Florida 33544
Phone: (813) 435-2600 Fax: (813) 435-2601
Certificate of Authorization No. 9302
Akram M. Hussein, P.E. No. 58069

STATE OF FLORIDA
DEPARTMENT OF TRANSPORTATION

ROAD NO.	COUNTY	FINANCIAL PROJECT ID
SR 56	PASCO	430573-1-52-01

SIGNING AND PAVEMENT MARKING PLAN (27)

SHEET NO. S-38

USER: 5brownd 3/2/2018 12:01:23 PM f:\project\5167056\43057315201\signing\PLANSP27.DGN

DocuSign Envelope ID: 00F7F873-2213-453E-A7D6-7A719BA1E281

THE OFFICIAL RECORD OF THIS SHEET IS THE ELECTRONIC FILE DIGITALLY SIGNED AND SEALED UNDER RULE 61G15-23.004, F.A.C.

REVISIONS			
DATE	DESCRIPTION	DATE	DESCRIPTION

AMERICAN
CONSULTING ENGINEERS OF FLORIDA, LLC
2818 Cypress Ridge Blvd, Suite 200
Wesley Chapel, Florida 33544
Phone: (813) 435-2600 Fax: (813) 435-2601
Certificate of Authorization No. 9302
Akram M. Hussein, P.E. No. 58069

STATE OF FLORIDA
DEPARTMENT OF TRANSPORTATION

ROAD NO.	COUNTY	FINANCIAL PROJECT ID
SR 56	PASCO	430573-1-52-01

SIGNING AND PAVEMENT MARKING PLAN (28)

SHEET NO. S-39

DocuSign Envelope ID: 00F7F873-2213-453E-A7D6-7A719BA1E281

G

Southbound I-75 C-D Road Preliminary Feasibility Study Concepts (Completed in 2013)

I-75 / I-275 / SR 56 INTERCHANGE

ALTERNATIVE 2

"Preliminary: Subject to Change"

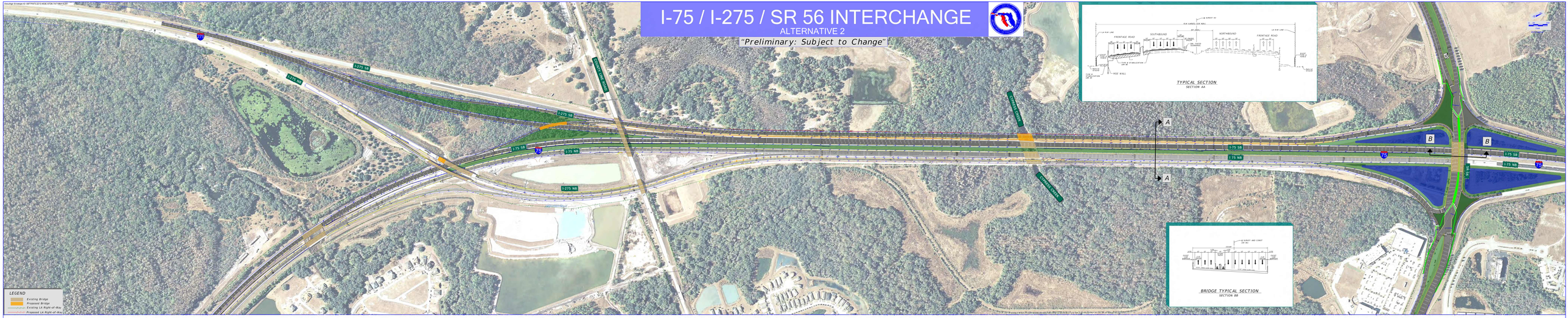

TYPICAL SECTION
SECTION AA

BRIDGE TYPICAL SECTION
SECTION BB

I-75 / I-275 / SR 56 INTERCHANGE

ALTERNATIVE 1

"Preliminary: Subject to Change"

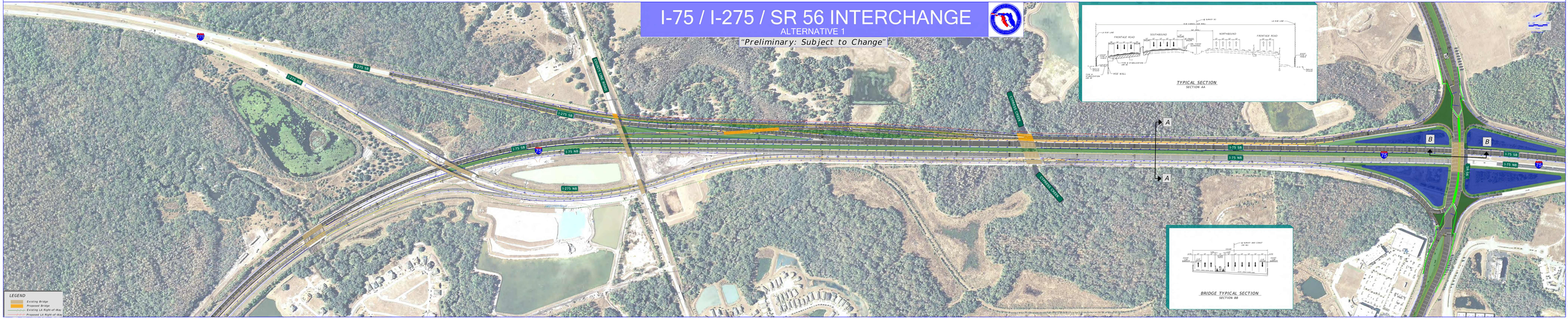

TYPICAL SECTION
SECTION AA

BRIDGE TYPICAL SECTION
SECTION BB

DocuSign Envelope ID: 00F7F873-2213-453E-A7D6-7A719BA1E281

H

Recommended Build Alternative Conceptual Roadway Design Plans

DocuSign Envelope ID: 00F7F873-2213-453E-A7D6-7A719BA1E281

H.1

Design Concept

DocuSign Envelope ID: 00F7F873-2213-453E-A7D6-7A719BA1E281

CONTRACT PLANS COMPONENTS

STATE OF FLORIDA

DEPARTMENT OF TRANSPORTATION

PROJECT DEVELOPMENT AND ENVIRONMENTAL STUDY CONCEPT PLANS

FINANCIAL PROJECT ID 254552-1-22-19

HILLSBROUGH COUNTY

PASCO COUNTY

STATE ROAD NO. SR 93/SR 93A /SR 56

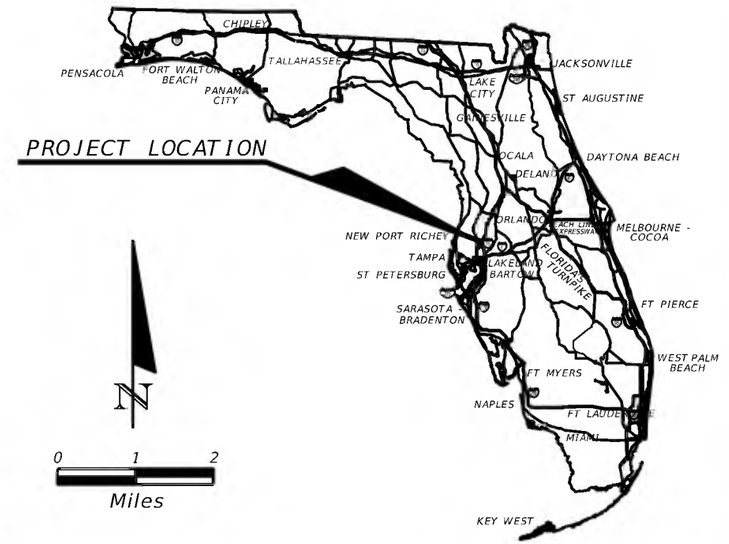

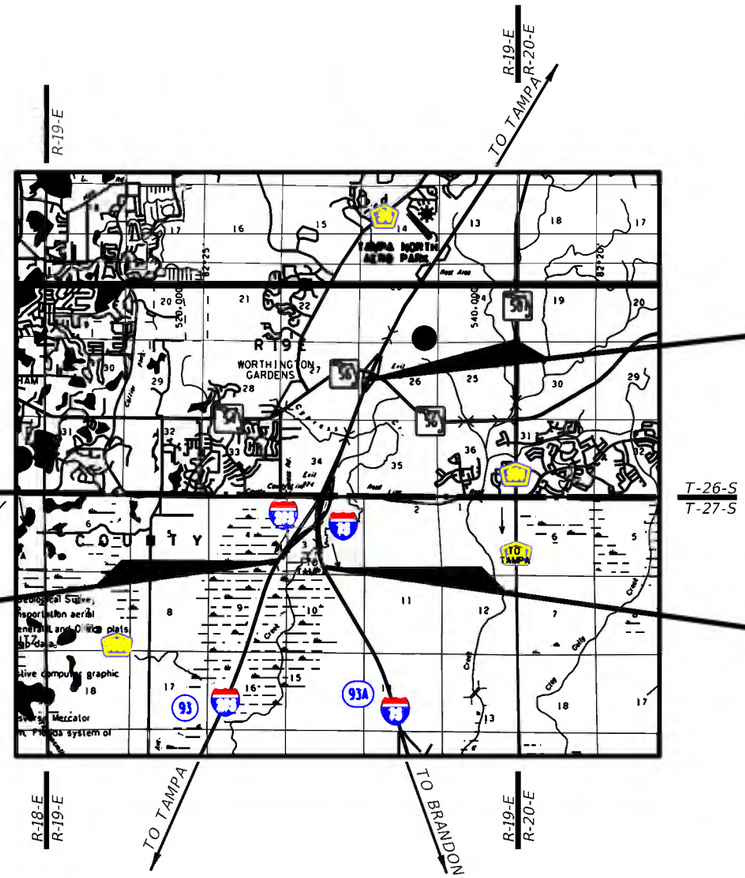

INDEX OF ROADWAY PLANS

SHEET NO.	SHEET DESCRIPTION
1	KEY SHEET
2	PROJECT LAYOUT PLAN SHEETS
3-9	CONCEPT PLAN SHEETS
10	PREFERRED SMF and FPC SITES

GOVERNING STANDARD PLANS:

Florida Department of Transportation, FY_____ Standard Plans for Road and Bridge Construction and applicable Interim Revisions (IRs).

Standard Plans for Road Construction and associated IRs are available at the following website: http://www.fdot.gov/design/standardplans

APPLICABLE IRs: IR___-___-__

Standard Plans for Bridge Construction are included in the Structures Plans Component

GOVERNING STANDARD SPECIFICATIONS:

Florida Department of Transportation, Standard Specifications for Road and Bridge Construction at the following website: http://www.fdot.gov/programmanagement/Implemented/SpecBooks

ROADWAY PLANS ENGINEER OF RECORD:

JEFFERY S. NOVOTNY, P.E.
P.E. NO.: 51083
AMERICAN CONSULTING PROFESSIONALS, LLC
2818 CYPRESS RIDGE BLVD., SUITE 200
WESLEY CHAPEL, FLORIDA 33544
ENGINEERING BUSINESS NO.: EB7110

FDOT PROJECT MANAGER: ASHLEY HENZEL, P.E.

DRAFT
These maps are provided for informational and planning purposes only. All information is subject to change.
Dated 5/31/2022

CONSTRUCTION CONTRACT NO.	FISCAL YEAR	SHEET NO.
		1

DocuSign Envelope ID: 00F7F873-2213-453E-A7D6-7A719BA1E281

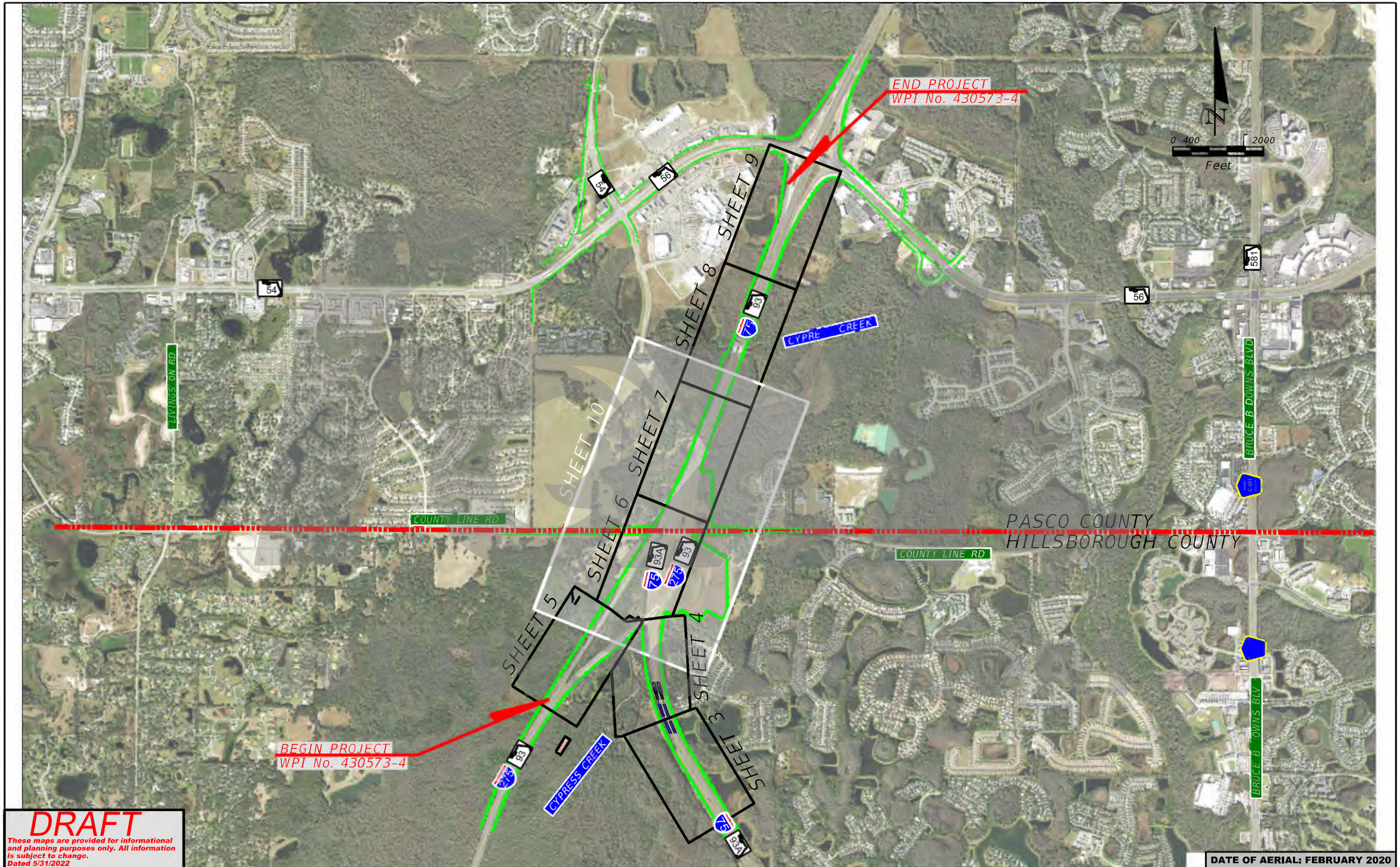

DRAFT

These maps are provided for informational and planning purposes only. All information is subject to change.
Dated 5/31/2022

LEGEND

- EXISTING ROW
- EXISTING L/A ROW
- PROPOSED L/A ROW
- COUNTY LINE
- PLAN SHEET BOUNDARY
- STORMWATER MANAGEMENT FACILITY/FLOODPLAIN COMPENSATION SITE SHEET BOUNDARY

DATE OF AERIAL: FEBRUARY 2020

American Consulting Professionals, LLC
2818 Cypress Ridge Blvd, Suite 200
Wesley Chapel, Florida 33544
Phone: (813) 435-2600 Fax: (813) 435-2601
Engineering Business No. EB7110
Jeffrey S. Novotny, P.E. No. 51083

DEPARTMENT OF TRANSPORTATION

ROAD NO.	COUNTY	FINANCIAL PROJECT ID
SR 93/ SR 93A/ SR 56	HILLSBOROUGH/ PASCO	254552-1-22-19

5devorm 5/31/2022 2:21:26 PM c:\pw_work\american-pw-01\dms54479\PLAYRD01.dgn

SB I-75/I-275 from South of County Line Road to SR 56 (SB C-D Road with Flyover Ramp)
Concept Plan Layout Sheet
WPI Segment No. 430573-4

SHEET NO. 2

DocuSign Envelope ID: 00F7F873-2213-453E-A7D6-7A719BA1E281

DRAFT

These maps are provided for informational and planning purposes only. All information is subject to change.
Dated 5/31/2022

DATE OF AERIAL: FEBRUARY 2020

LEGEND

- WETLANDS
- OTHER SURFACE WATERS BOUNDARY
- FLOODPLAINS AREA
- PREFERRED SMF AND FPC AREA
- C — POTENTIALLY CONTAMINATED SITE
- MILL / RESURFACE
- PROPOSED C-D ROADS/RAMPS
- PROPOSED MAINLINE
- PROPOSED MEDIAN BARRIER WALL / MSE WALL
- PROPOSED BRIDGE
- PAVEMENT REMOVAL
- COUNTY LINE
- PROPERTY LINE
- EXISTING R/W
- EXISTING LA R/W
- PROPOSED LA R/W

American Consulting Professionals, LLC
2818 Cypress Ridge Blvd, Suite 200
Wesley Chapel, Florida 33544
Phone: (813) 435-2600 Fax: (813) 435-2601
Engineering Business No. EB7110
Jeffrey S. Novotny, P.E. No. 51083

STATE OF FLORIDA
DEPARTMENT OF TRANSPORTATION

ROAD NO.	COUNTY	FINANCIAL PROJECT ID
SR 93/ SR 93A/ SR 56	HILLSBOROUGH/ PASCO	254552-1-22-19

SB I-75/I-275 from South of County Line Road to SR 56 (SB C-D Road with Flyover Ramp)
Concept Plans
WPI Segment No. 430573-4

SHEET NO. 3

5devorm 5/31/2022 2:56:22 PM c:\pw_work\american-pw-01\dms54479\PLANRD08.dgn

DocuSign Envelope ID: 00F7F873-2213-453E-A7D6-7A719BA1E281

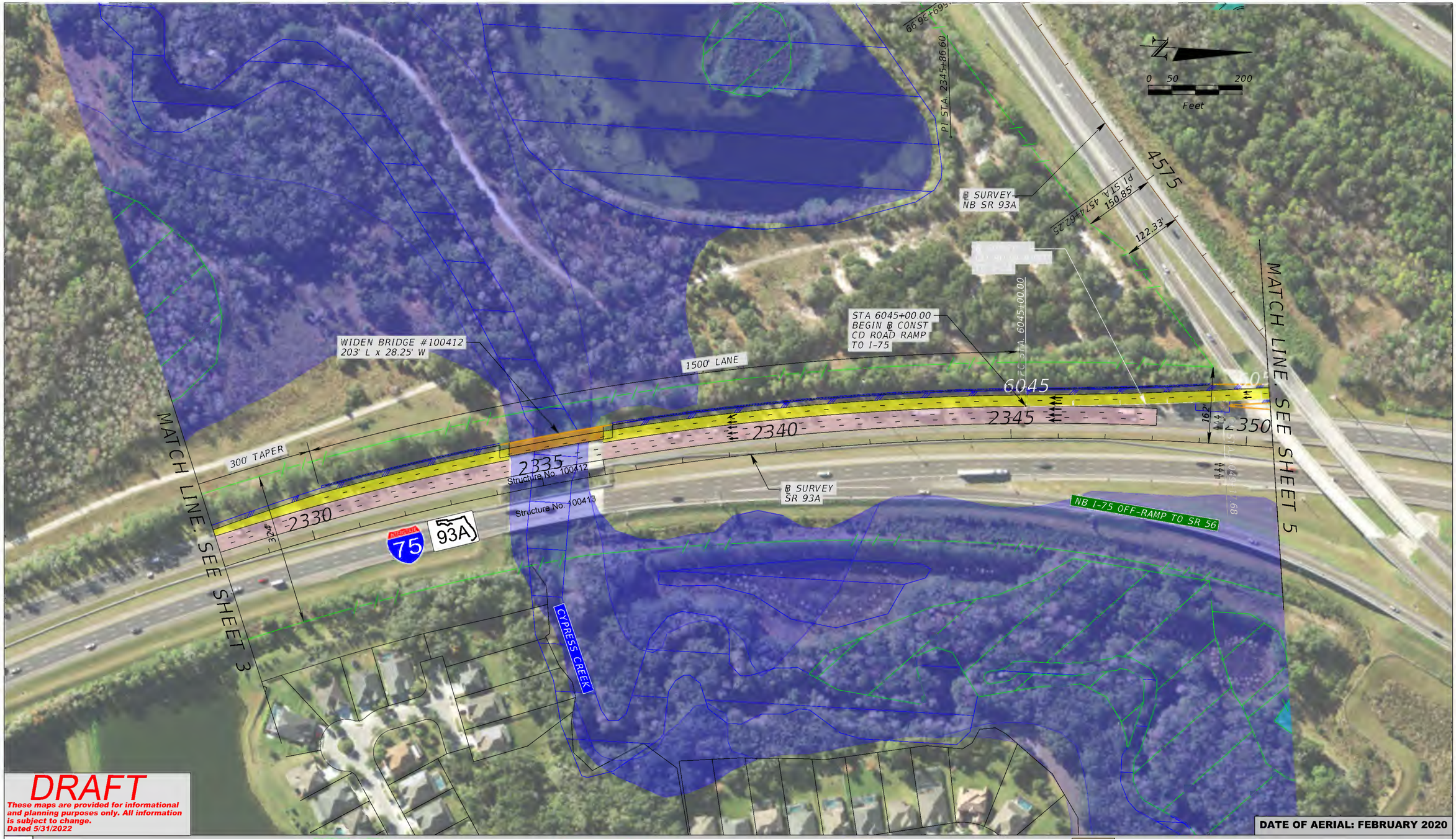

LEGEND

- WETLANDS
- OTHER SURFACE WATERS BOUNDARY
- FLOODPLAINS AREA
- PREFERRED SMF AND FPC AREA
- C — POTENTIALLY CONTAMINATED SITE
- MILL / RESURFACE
- PROPOSED C-D ROADS/RAMPS
- PROPOSED MAINLINE
- PROPOSED MEDIAN BARRIER WALL / MSE WALL
- PROPOSED BRIDGE
- PAVEMENT REMOVAL
- COUNTY LINE
- PROPERTY LINE
- EXISTING R/W
- EXISTING LA R/W
- PROPOSED LA R/W

American Consulting Professionals, LLC
2818 Cypress Ridge Blvd, Suite 200
Wesley Chapel, Florida 33544
Phone: (813) 435-2600 Fax: (813) 435-2601
Engineering Business No. EB7110
Jeffrey S. Novotny, P.E. No. 51083

STATE OF FLORIDA
DEPARTMENT OF TRANSPORTATION

ROAD NO.	COUNTY	FINANCIAL PROJECT ID
SR 93/ SR 93A/ SR 56	HILLSBOROUGH/ PASCO	254552-1-22-19

SB I-75/I-275 from South of County Line Road to SR 56 (SB C-D Road with Flyover Ramp)
Concept Plans
WPI Segment No. 430573-4

SHEET NO. 4

5devorm 5/31/2022 3:01:50 PM c:\pw_work\american-pw-01\dms54479\PLANRD06.dgn

DocuSign Envelope ID: 00F7F873-2213-453E-A7D6-7A719BA1E281

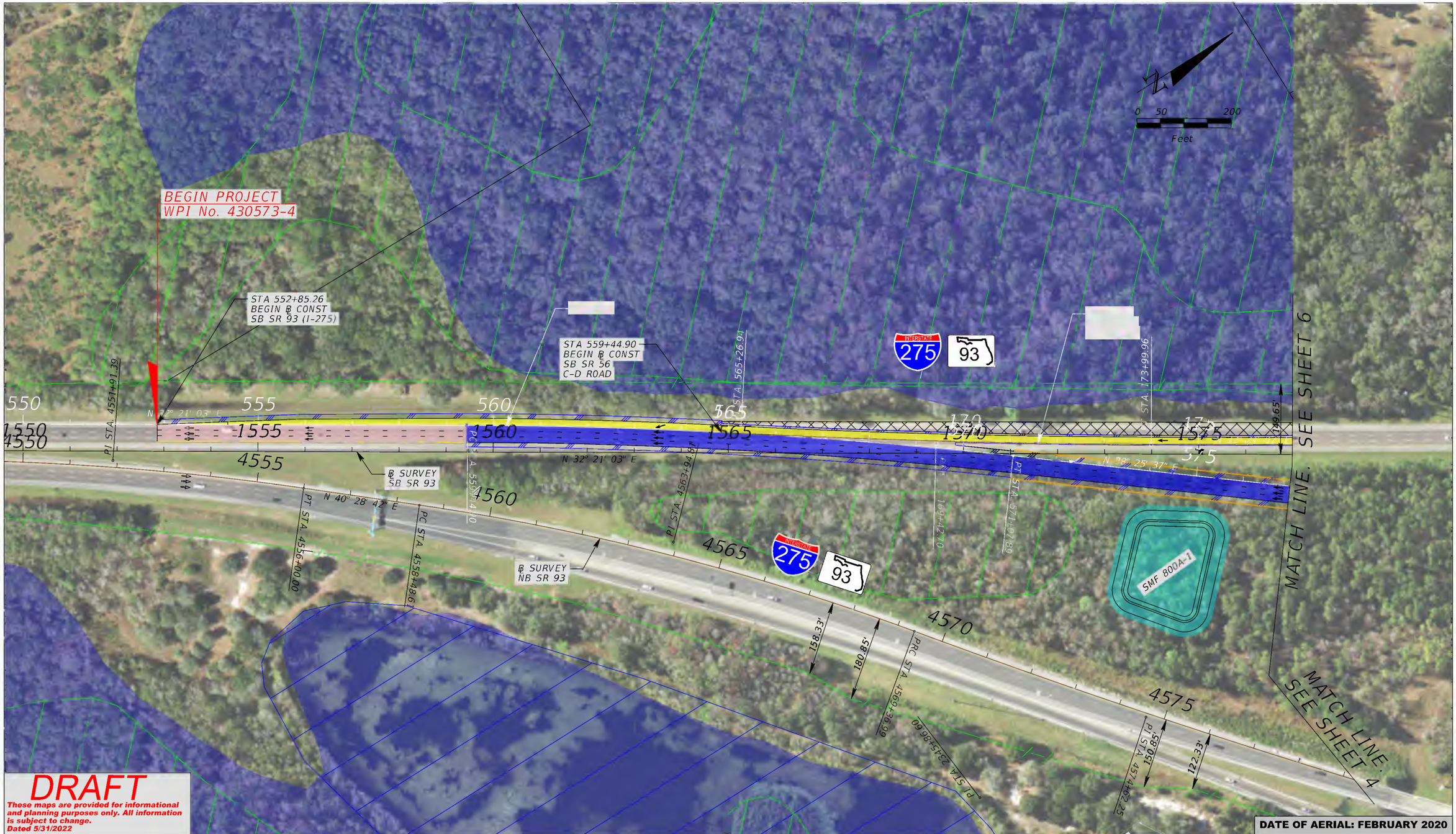

DRAFT

These maps are provided for informational and planning purposes only. All information is subject to change.
Dated 5/31/2022

DATE OF AERIAL: FEBRUARY 2020

LEGEND

- WETLANDS
- OTHER SURFACE WATERS BOUNDARY
- FLOODPLAINS AREA
- PREFERRED SMF AND FPC AREA
- POTENTIALLY CONTAMINATED SITE
- MILL / RESURFACE
- PROPOSED C-D ROADS/RAMPS
- PROPOSED MAINLINE
- PROPOSED MEDIAN BARRIER WALL / MSE WALL
- PROPOSED BRIDGE
- PAVEMENT REMOVAL
- COUNTY LINE
- PROPERTY LINE
- EXISTING R/W
- EXISTING LA R/W
- PROPOSED LA R/W

American Consulting Professionals, LLC
2818 Cypress Ridge Blvd, Suite 200
Wesley Chapel, Florida 33544
Phone: (813) 435-2600 Fax: (813) 435-2601
Engineering Business No. EB7110
Jeffrey S. Novotny, P.E. No. 51083

STATE OF FLORIDA
DEPARTMENT OF TRANSPORTATION

ROAD NO.	COUNTY	FINANCIAL PROJECT ID
SR 93/ SR 93A/ SR 56	HILLSBOROUGH/ PASCO	254552-1-22-19

SB I-75/I-275 from South of County Line Road to SR 56 (SB C-D Road with Flyover Ramp)
Concept Plans
WPI Segment No. 430573-4

SHEET NO. 5

5devorm 5/31/2022 2:58:29 PM c:\pw_work\american-pw-01\dms54479\PLANRD01.dgn

DocuSign Envelope ID: 00F7F873-2213-453E-A7D6-7A719BA1E281

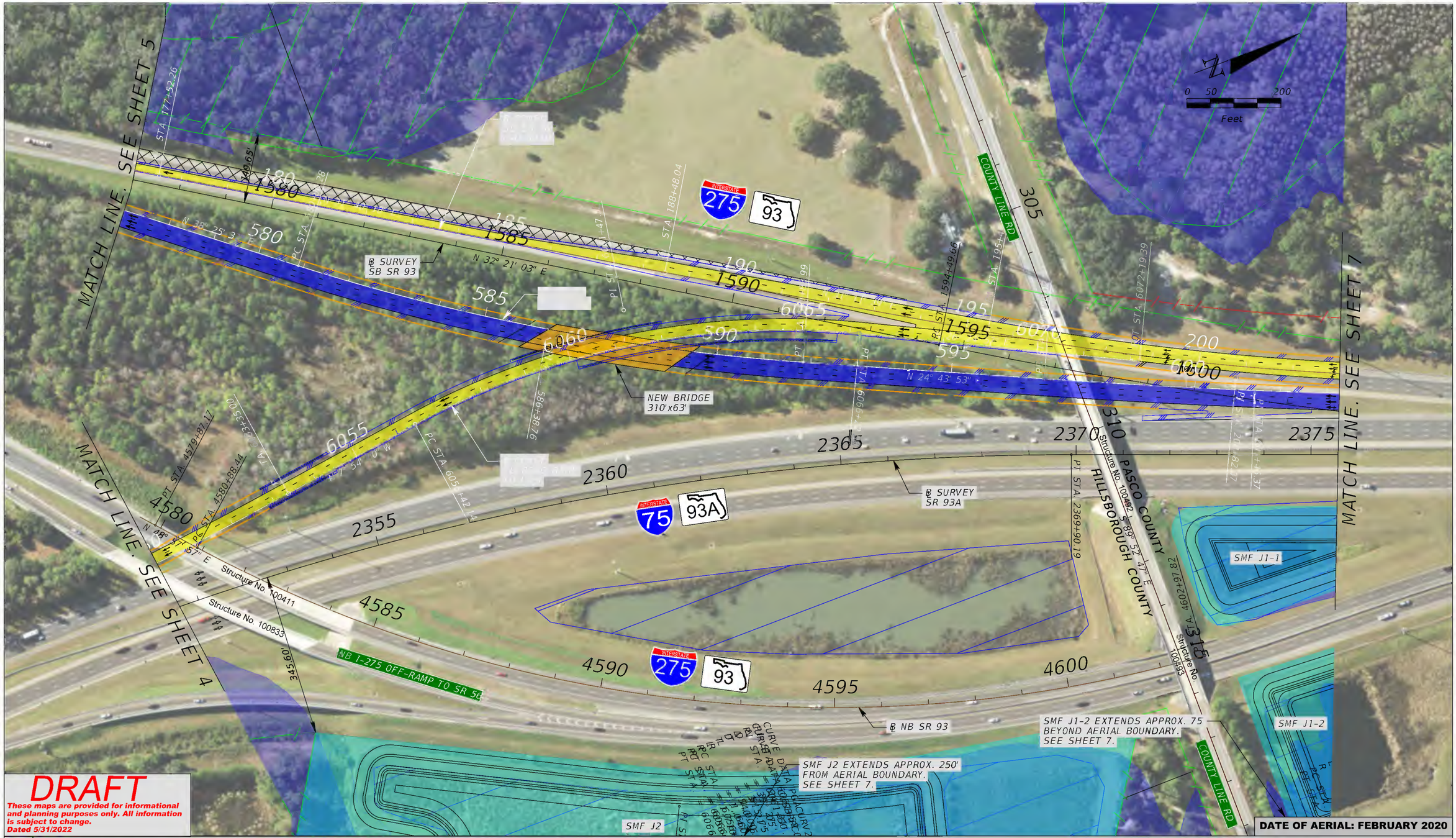

DRAFT

These maps are provided for informational and planning purposes only. All information is subject to change. Dated 5/31/2022

DATE OF AERIAL: FEBRUARY 2020

LEGEND

- WETLANDS
- OTHER SURFACE WATERS BOUNDARY
- FLOODPLAINS AREA
- PREFERRED SMF AND FPC AREA
- C — POTENTIALLY CONTAMINATED SITE
- MILL / RESURFACE
- PROPOSED C-D ROADS/RAMPS
- PROPOSED MAINLINE
- PROPOSED MEDIAN BARRIER WALL / MSE WALL
- PROPOSED BRIDGE
- PAVEMENT REMOVAL
- COUNTY LINE
- PROPERTY LINE
- EXISTING R/W
- EXISTING LA R/W
- PROPOSED LA R/W

American Consulting Professionals, LLC
2818 Cypress Ridge Blvd, Suite 200
Wesley Chapel, Florida 33544
Phone: (813) 435-2600 Fax: (813) 435-2601
Engineering Business No. EB7110
Jeffrey S. Novotny, P.E. No. 51083

STATE OF FLORIDA
DEPARTMENT OF TRANSPORTATION

ROAD NO.	COUNTY	FINANCIAL PROJECT ID
SR 93/ SR 93A/ SR 56	HILLSBOROUGH/ PASCO	254552-1-22-19

SB I-75/I-275 from South of County Line Road to SR 56 (SB C-D Road with Flyover Ramp)
Concept Plans
WPI Segment No. 430573-4

SHEET NO. 6

5devorm 5/31/2022 3:03:49 PM c:\pw_work\american-pw-01\dms54479\PLANRD02.dgn

DocuSign Envelope ID: 00F7F873-2213-453E-A7D6-7A719BA1E281

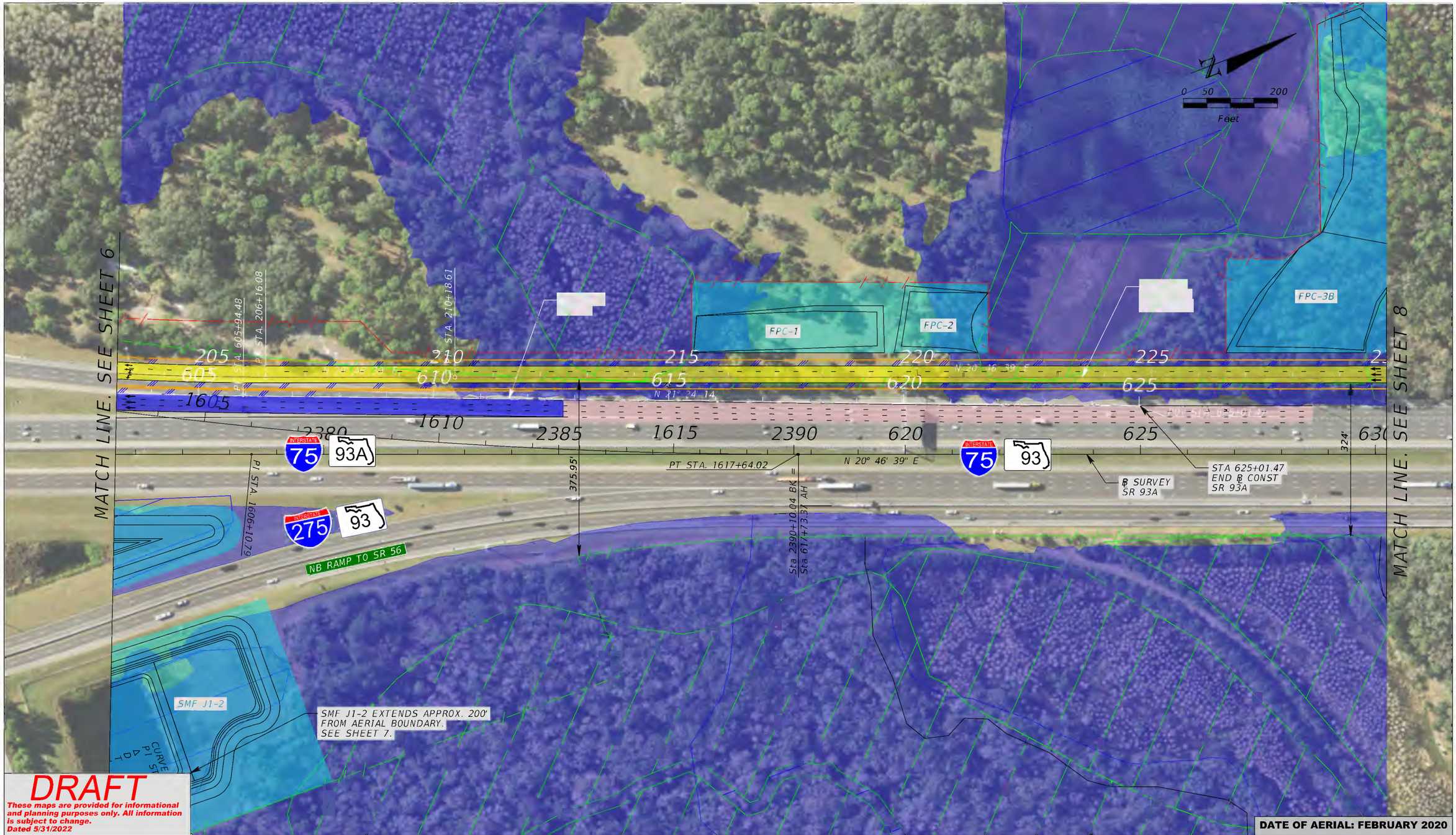

DRAFT

These maps are provided for informational and planning purposes only. All information is subject to change.
Dated 5/31/2022

DATE OF AERIAL: FEBRUARY 2020

LEGEND

- WETLANDS
- OTHER SURFACE WATERS BOUNDARY
- FLOODPLAINS AREA
- PREFERRED SMF AND FPC AREA
- POTENTIALLY CONTAMINATED SITE
- MILL / RESURFACE
- PROPOSED C-D ROADS/RAMPS
- PROPOSED MAINLINE
- PROPOSED MEDIAN BARRIER WALL / MSE WALL
- PROPOSED BRIDGE
- PAVEMENT REMOVAL
- COUNTY LINE
- PROPERTY LINE
- EXISTING R/W
- EXISTING LA R/W
- PROPOSED LA R/W

American Consulting Professionals, LLC
2818 Cypress Ridge Blvd, Suite 200
Wesley Chapel, Florida 33544
Phone: (813) 435-2600 Fax: (813) 435-2601
Engineering Business No. EB7110
Jeffrey S. Novotny, P.E. No. 51083

STATE OF FLORIDA
DEPARTMENT OF TRANSPORTATION

ROAD NO.	COUNTY	FINANCIAL PROJECT ID
SR 93/ SR 93A/ SR 56	HILLSBOROUGH/ PASCO	254552-1-22-19

SB I-75/I-275 from South of County Line Road to SR 56 (SB C-D Road with Flyover Ramp)
Concept Plans
WPI Segment No. 430573-4

SHEET NO. 7

5devorm 5/31/2022 3:05:38 PM c:\pw_work\american-pw-01\dms54479\PLANRD03.dgn

DocuSign Envelope ID: 00F7F873-2213-453E-A7D6-7A719BA1E281

DRAFT

These maps are provided for informational and planning purposes only. All information is subject to change.
Dated 5/31/2022

DATE OF AERIAL: FEBRUARY 2020

LEGEND

- WETLANDS
- OTHER SURFACE WATERS BOUNDARY
- FLOODPLAINS AREA
- PREFERRED SMF AND FPC AREA
- POTENTIALLY CONTAMINATED SITE
- MILL / RESURFACE
- PROPOSED C-D ROADS/RAMPS
- PROPOSED MAINLINE
- PROPOSED MEDIAN BARRIER WALL / MSE WALL
- PROPOSED BRIDGE
- PAVEMENT REMOVAL
- COUNTY LINE
- PROPERTY LINE
- EXISTING R/W
- EXISTING LA R/W
- PROPOSED LA R/W

American Consulting Professionals, LLC
2818 Cypress Ridge Blvd, Suite 200
Wesley Chapel, Florida 33544
Phone: (813) 435-2600 Fax: (813) 435-2601
Engineering Business No. EB7110
Jeffrey S. Novotny, P.E. No. 51083

STATE OF FLORIDA
DEPARTMENT OF TRANSPORTATION

ROAD NO.	COUNTY	FINANCIAL PROJECT ID
SR 93/ SR 93A/ SR 56	HILLSBOROUGH/ PASCO	254552-1-22-19

SB I-75/I-275 from South of County Line Road to SR 56 (SB C-D Road with Flyover Ramp)
Concept Plans
WPI Segment No. 430573-4

SHEET NO. 8

5devorm 5/31/2022 3:19:15 PM c:\pw_work\american-pw-01\dms54479\PLANRD04.dgn

DocuSign Envelope ID: 00F7F873-2213-453E-A7D6-7A719BA1E281

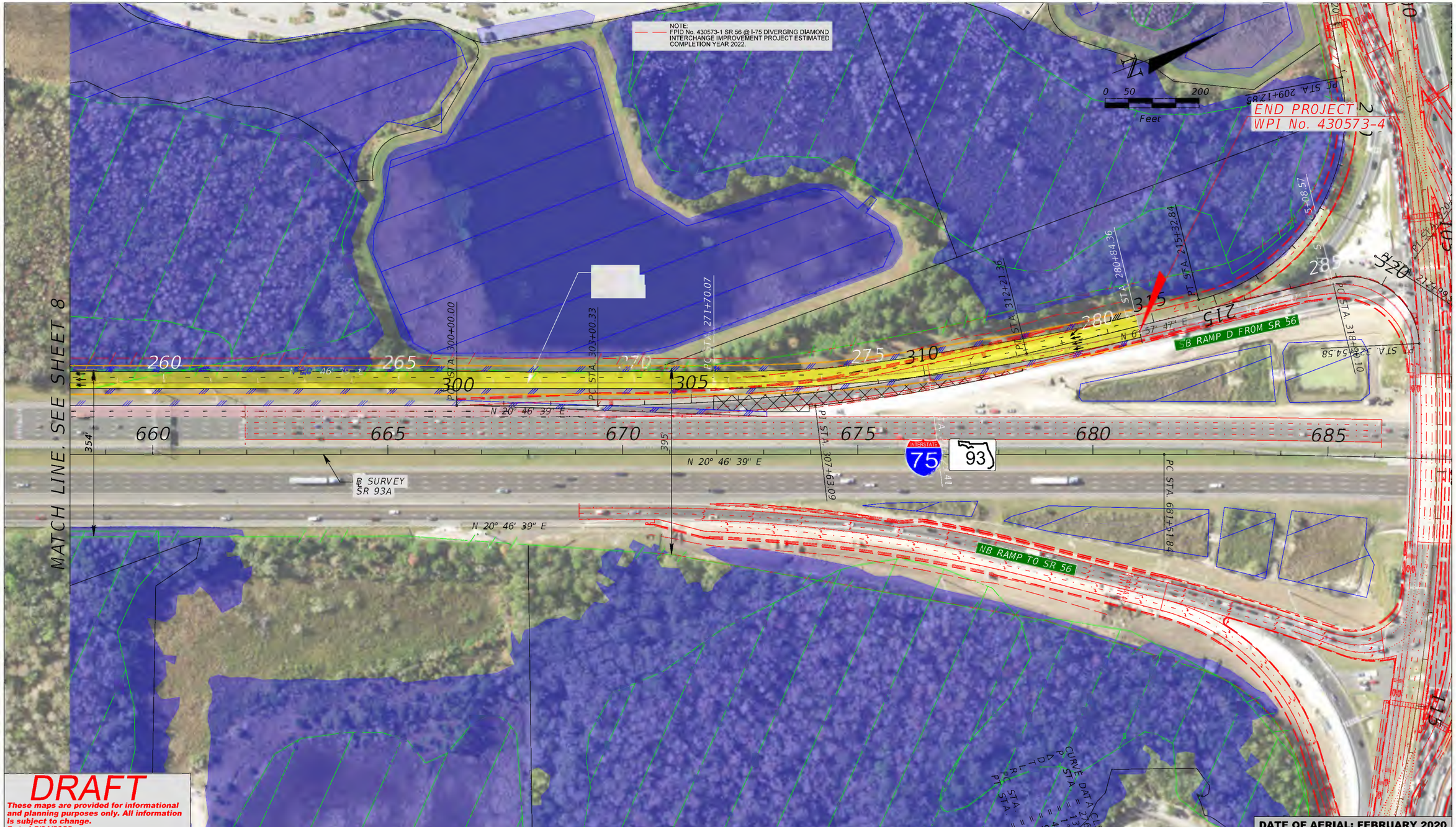

LEGEND

WETLANDS	PREFERRED SMF AND FPC AREA	PROPOSED C-D ROADS/RAMPS	PROPOSED BRIDGE	PROPERTY LINE
OTHER SURFACE WATERS BOUNDARY	POTENTIALLY CONTAMINATED SITE	PROPOSED MAINLINE	PAVEMENT REMOVAL	EXISTING R/W
FLOODPLAINS AREA	MILL / RESURFACE	PROPOSED MEDIAN BARRIER WALL / MSE WALL	COUNTY LINE	EXISTING LA R/W
				PROPOSED LA R/W

American Consulting Professionals, LLC
2818 Cypress Ridge Blvd, Suite 200
Wesley Chapel, Florida 33544
Phone: (813) 435-2600 Fax: (813) 435-2601
Engineering Business No. EB7110
Jeffrey S. Novotny, P.E. No. 51083

STATE OF FLORIDA
DEPARTMENT OF TRANSPORTATION

ROAD NO.	COUNTY	FINANCIAL PROJECT ID
SR 93/ SR 93A/ SR 56	HILLSBOROUGH/ PASCO	254552-1-22-19

SB I-75/I-275 from South of County Line Road to SR 56 (SB C-D Road with Flyover Ramp) Concept Plans
WPI Segment No. 430573-4

SHEET NO. 9

5devorm 5/31/2022 3:20:54 PM c:\pw_work\american-pw-01\dms54479\PLANRD05.dgn

DocuSign Envelope ID: 00F7F873-2213-453E-A7D6-7A719BA1E281

THIS SHEET IS INTENDED TO SHOW THE FULL EXTENT OF THE PREFERRED STORMWATER MANAGEMENT FACILITIES (SMF) AND FLOODPLAIN COMPENSATION (FPC) SITES THAT ARE SHOWN IN PART ON THE CONCEPT PLANS ON SHEETS 1-30. PLEASE REFER TO SHEETS 1-6 FOR THE CONCEPT PLANS DEPICTING THE PREFERRED ALTERNATIVE ALONG SR 56/I-275/I-75

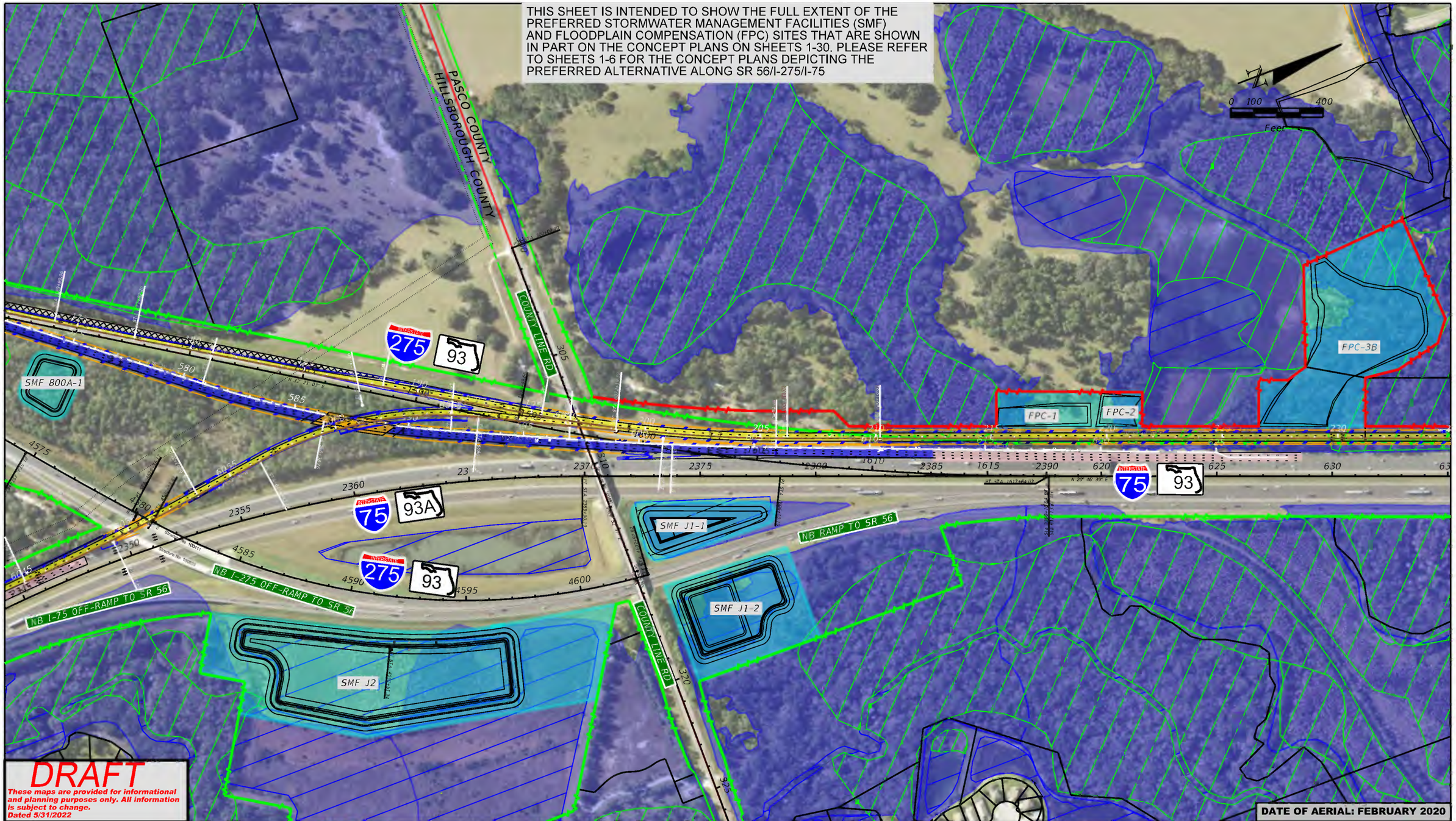

DRAFT

These maps are provided for informational and planning purposes only. All information is subject to change.
Dated 5/31/2022

DATE OF AERIAL: FEBRUARY 2020

LEGEND

- WETLANDS
- OTHER SURFACE WATERS BOUNDARY
- FLOODPLAINS AREA
- PREFERRED SMF AND FPC AREA
- POTENTIALLY CONTAMINATED SITE
- MILL / RESURFACE
- PROPOSED C-D ROADS/RAMPS
- PROPOSED MAINLINE
- PROPOSED MEDIAN BARRIER WALL / MSE WALL
- PROPOSED BRIDGE
- PAVEMENT REMOVAL
- COUNTY LINE
- PROPERTY LINE
- EXISTING R/W
- EXISTING LA R/W
- PROPOSED LA R/W

American Consulting Professionals, LLC
2818 Cypress Ridge Blvd, Suite 200
Wesley Chapel, Florida 33544
Phone: (813) 435-2600 Fax: (813) 435-2601
Engineering Business No. EB7110
Jeffrey S. Novotny, P.E. No. 51083

STATE OF FLORIDA
DEPARTMENT OF TRANSPORTATION

ROAD NO.	COUNTY	FINANCIAL PROJECT ID
SR 93/ SR 93A/ SR 56	HILLSBOROUGH/ PASCO	254552-1-22-19

SB I-75/I-275 from South of County Line Road to SR 56 (SB C-D Road with Flyover Ramp)
Concept Plans
WPI Segment No. 430573-4

SHEET NO. 10

5devorm 9/13/2022 5:06:40 PM c:\pw_work\american-pw-01\dms54479\PLANRD07.dgn

DocuSign Envelope ID: 00F7F873-2213-453E-A7D6-7A719BA1E281

H.2

Typical Sections

DocuSign Envelope ID: 00F7F873-2213-453E-A7D6-7A719BA1E281

STATE OF FLORIDA

DEPARTMENT OF TRANSPORTATION

PD&E TYPICAL SECTION PACKAGE

FINANCIAL PROJECT ID 430573-4-22-01

PASCO COUNTY (14140000)/HILLSBOROUGH COUNTY (10075000)

SR 56 SOUTHBOUND C-D ROAD/RAMPS PD&E STUDY
FROM SOUTH OF THE I-75/I-275 APEX TO SR 56

APPROVED BY:

JEFFREY S. NOVOTNY
LICENSE
No 51083
STATE OF FLORIDA
PROFESSIONAL ENGINEER

THIS ITEM HAS BEEN DIGITALLY SIGNED AND SEALED BY:

Jeffrey S Novotny
2022.01.27 07:53:13 -05'00'

ON THE DATE ADJACENT TO THE SEAL

PRINTED COPIES OF THIS DOCUMENT ARE NOT CONSIDERED SIGNED AND SEALED AND THE SIGNATURE MUST BE VERIFIED ON ANY ELECTRONIC COPIES.

American
Consulting Engineers of Florida, LLC
2818 Cypress Ridge Blvd, Suite 200
Wesley Chapel, Florida 33544
Phone: (813) 435-2600 Fax: (813) 435-2601
Jeffrey S. Novotny, P.E. No. 51083

THE ABOVE NAMED PROFESSIONAL ENGINEER SHALL BE RESPONSIBLE FOR THE FOLLOWING SHEETS IN ACCORDANCE WITH RULE 61G15-23.004, F.A.C.

TYPICAL SECTION PACKAGE

SHEET NO	SHEET DESCRIPTION
1	COVER SHEET
2	TYPICAL SECTION NO. 1
3	TYPICAL SECTION NO. 2
4	TYPICAL SECTION NO. 3

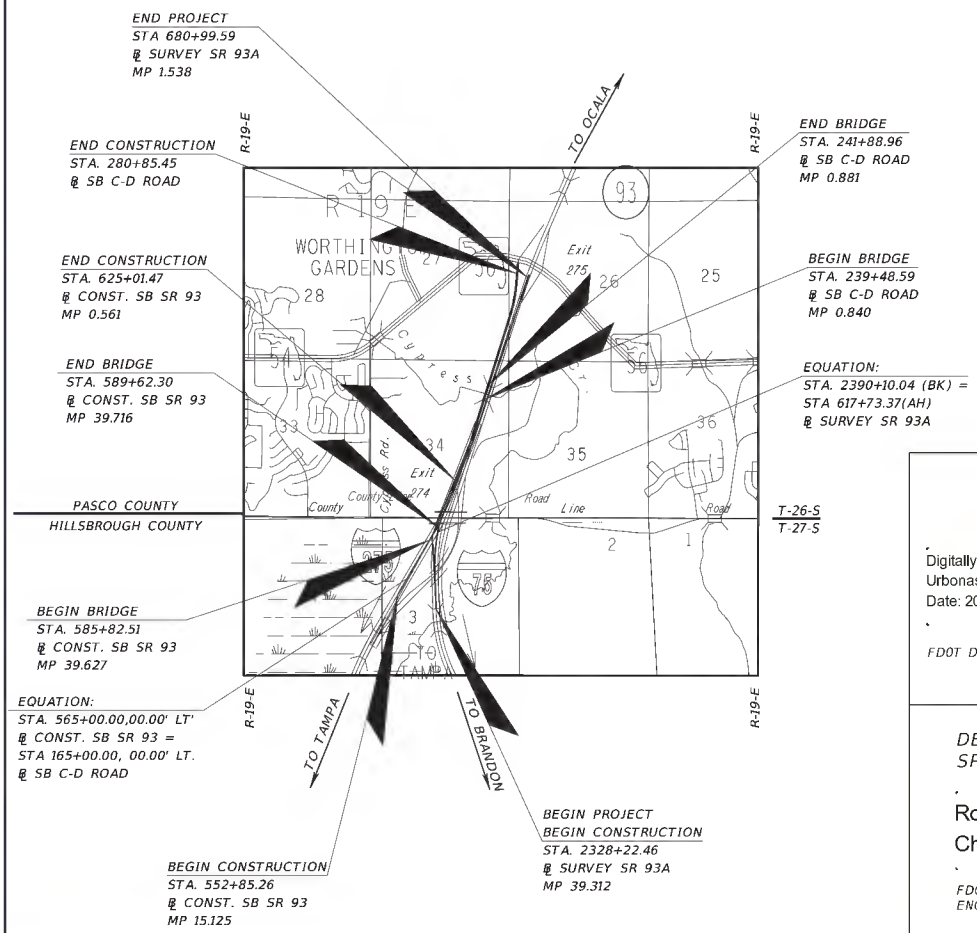

TYPICAL SECTION CONCURRENCE

Digitally signed by: Allan J Urbonas
Date: 2022.03.03 16:07:40 -05'00'

FDOT DISTRICT DESIGN ENGINEER

Mamunur R Siddiqui
Mamunur R Siddiqui
2022.02.09 09:57:53 -05'00'

FDOT DISTRICT STRUCTURES DESIGN ENGINEER

FDOT STATE STRUCTURES DESIGN ENGINEER

FHWA TRANSPORTATION ENGINEER

DESIGN SPEED AND POSTED SPEED CONCURRENCE:

Ronald A Chin
Digitally signed by Ronald A Chin
DN: CN = Ronald A Chin C = US O = FLORIDA DEPARTMENT OF TRANSPORTATION OU = A01410C00000171 9E15ABB40000382A
Date: 2022.04.20 14:42:12 -04'00'

FDOT DISTRICT TRAFFIC OPERATIONS ENGINEER

Digitally signed by: Allan J Urbonas
Date: 2022.03.03 16:08:58 -05'00'

FDOT DISTRICT DESIGN ENGINEER

CONTEXT CLASSIFICATION CONCURRENCE:

Justin P Hall
Digitally signed by Justin P Hall
Date: 2022.02.22 18:05:22 -05'00'

FDOT DISTRICT INTERMODAL SYSTEMS DEVELOPMENT MANAGER

SHEET NO.
1

1/26/2022 10:15:12 PM

DocuSign Envelope ID: 00F7F873-2213-453E-A7D6-7A719BA1E281

PROJECT CONTROLS

CONTEXT CLASSIFICATION

( )	C1 : NATURAL	( )	C3C : SUBURBAN COMM.
( )	C2 : RURAL	( )	C4 : URBAN GENERAL
( )	C2T : RURAL TOWN	( )	C5 : URBAN CENTER
( )	C3R : SUBURBAN RES.	( )	C6 : URBAN CORE
(x)	N/A : L.A. FACILITY	( )	N/A : FL GREENBOOK

FUNCTIONAL CLASSIFICATION

(x)	INTERSTATE	( )	MAJOR COLLECTOR
( )	FREEWAY/EXPWY.	( )	MINOR COLLECTOR
(x)	PRINCIPAL ARTERIAL	( )	LOCAL
( )	MINOR ARTERIAL		

HIGHWAY SYSTEM

- (x) NATIONAL HIGHWAY SYSTEM
- (x) STRATEGIC INTERMODAL SYSTEM
- (x) STATE HIGHWAY SYSTEM
- ( ) OFF-STATE HIGHWAY SYSTEM

ACCESS CLASSIFICATION

- (x) 1 - FREEWAY
- ( ) 2 - RESTRICTIVE w/Service Roads
- ( ) 3 - RESTRICTIVE w/660 ft. Connection Spacing
- ( ) 4 - NON-RESTRICTIVE w/2640 ft. Signal Spacing
- ( ) 5 - RESTRICTIVE w/440 ft. Connection Spacing
- ( ) 6 - NON-RESTRICTIVE w/1320 ft. Signal Spacing
- ( ) 7 - BOTH MEDIAN TYPES

CRITERIA

- (x) NEW CONSTRUCTION / RECONSTRUCTION
- ( ) RESURFACING (LA FACILITIES)
- ( ) RRR (ARTERIALS & COLLECTORS)

POTENTIAL EXCEPTIONS AND VARIATIONS RELATED TO TYPICAL SECTION:

TYPICAL SECTION No. 1

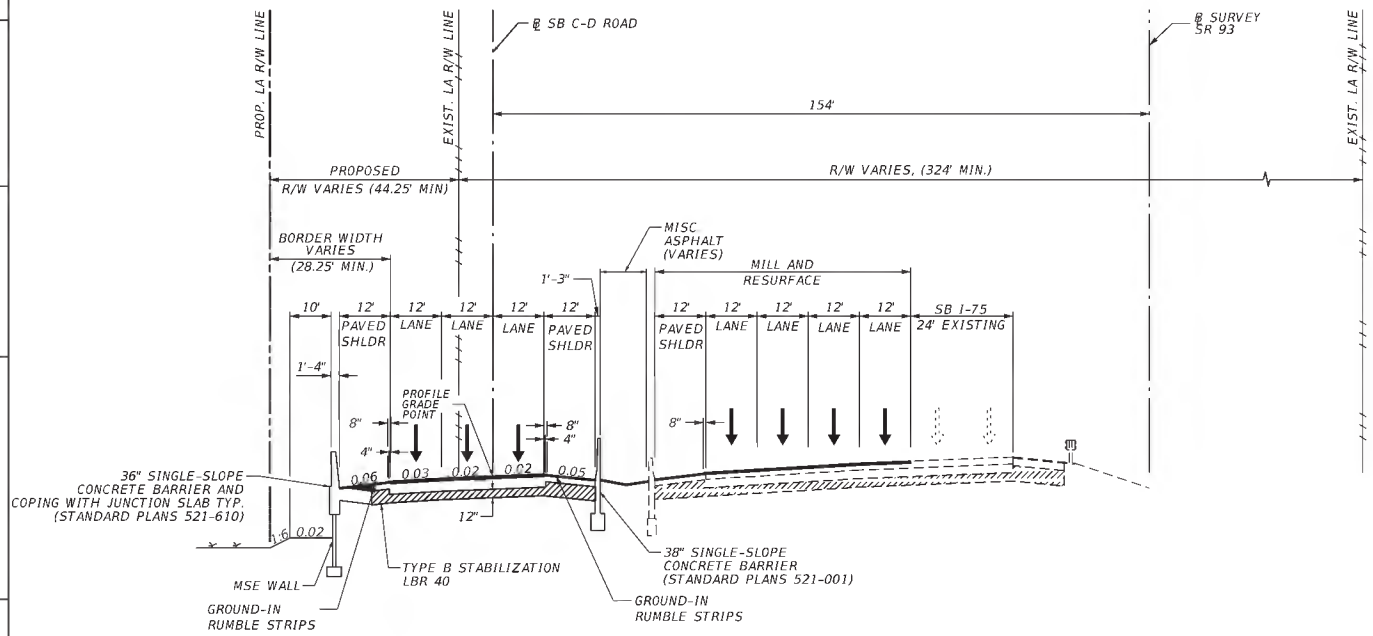

TYPICAL SECTION
℄ SB C-D ROAD
STA 165+00.00 TO STA 280+85.45
℄ CONST. SB SR 93
STA. 552+85.26 TO STA 625+01.47
(THREE LANE RAMP)

TRAFFIC DATA
CURRENT YEAR * = 2019 AADT = N/A
ESTIMATED OPENING YEAR= 2025 AADT = 32,400
ESTIMATED DESIGN YEAR = 2045 AADT = 40,100
K = 9.0% D = N/A T = 4.0% (24 HOUR)
DESIGN HOUR T= 2.0%
DESIGN SPEED = 60 MPH
POSTED SPEED = 60 MPH
TARGET SPEED = 60 MPH
* 2019 DATE OF THE TRAFFIC STUDY

TYPICAL SECTION
℄ SURVEY SR 93A
STA. 2328+22.46 TO STA. 2390+10.04
(EQUATION: STA. 2390+10.04 (BK) =
STA. 617+73.37 (AH))
STA. 617+73.37 TO STA. 680+99.59

TRAFFIC DATA
CURRENT YEAR * = 2019 AADT = 28,800
ESTIMATED OPENING YEAR= 2025 AADT = 50,300
ESTIMATED DESIGN YEAR = 2045 AADT = 74,800
K = 9.0% D = 56.7% T = 12.7% (24 HOUR)
DESIGN HOUR T= 6.4%
DESIGN SPEED = 70 MPH
POSTED SPEED = 70 MPH
TARGET SPEED = 70 MPH
* 2019 DATE OF THE TRAFFIC STUDY

** THE INFORMATION INCLUDED IN THE PD&E TYPICAL SECTION PACKAGE IS BASED ON THE BEST AVAILABLE INFORMATION AND CRITERIA IS BASED ON THE FLORIDA DESIGN MANUAL AT THE DATE OF THE SUBMITTAL. THE PD&E TYPICAL SECTION PACKAGE IS SUBJECT TO CHANGE. THE PD&E TYPICAL SECTIONS ARE NOT SUITABLE FOR CONSTRUCTION.

FINANCIAL PROJECT ID	SHEET NO.
430573-4-22-01	2

1/26/2022 10:16:18 PM

THE OFFICIAL RECORD OF THIS SHEET IS THE ELECTRONIC FILE DIGITALLY SIGNED AND SEALED UNDER RULE 61G15-23.004, F.A.C.

DocuSign Envelope ID: 00F7F873-2213-453E-A7D6-7A719BA1E281

PROJECT CONTROLS

CONTEXT CLASSIFICATION

( )	C1 : NATURAL	( )	C3C : SUBURBAN COMM.
( )	C2 : RURAL	( )	C4 : URBAN GENERAL
( )	C2T : RURAL TOWN	( )	C5 : URBAN CENTER
( )	C3R : SUBURBAN RES.	( )	C6 : URBAN CORE
(x)	N/A : L.A. FACILITY	( )	N/A : FL GREENBOOK

FUNCTIONAL CLASSIFICATION

(x)	INTERSTATE	( )	MAJOR COLLECTOR
( )	FREEWAY/EXPWY.	( )	MINOR COLLECTOR
(x)	PRINCIPAL ARTERIAL	( )	LOCAL
( )	MINOR ARTERIAL		

HIGHWAY SYSTEM

(x) NATIONAL HIGHWAY SYSTEM
(x) STRATEGIC INTERMODAL SYSTEM
(x) STATE HIGHWAY SYSTEM
( ) OFF-STATE HIGHWAY SYSTEM

ACCESS CLASSIFICATION

(x) 1 - FREEWAY
( ) 2 - RESTRICTIVE w/Service Roads
( ) 3 - RESTRICTIVE w/660 ft. Connection Spacing
( ) 4 - NON-RESTRICTIVE w/2640 ft. Signal Spacing
( ) 5 - RESTRICTIVE w/440 ft. Connection Spacing
( ) 6 - NON-RESTRICTIVE w/1320 ft. Signal Spacing
( ) 7 - BOTH MEDIAN TYPES

CRITERIA

(x) NEW CONSTRUCTION / RECONSTRUCTION
( ) RESURFACING (LA FACILITIES)
( ) RRR (ARTERIALS & COLLECTORS)

POTENTIAL EXCEPTIONS AND VARIATIONS RELATED TO TYPICAL SECTION:

TYPICAL SECTION No. 2

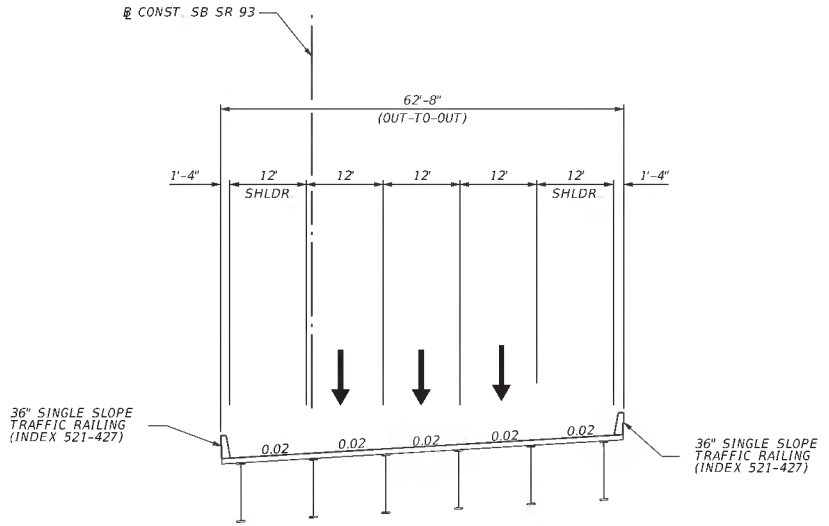

PROPOSED BRIDGE 10XXXX

TYPICAL SECTION
℄ CONST. SB SR 93
STA 585+82.51 TO STA 589+62.30
(I-275 BRIDGE OVER SB C-D ROADWAY ON RAMP TO SB I-75)

TRAFFIC DATA

CURRENT YEAR * = 2019 AADT = 34,700
ESTIMATED OPENING YEAR = 2025 AADT = 23,500
ESTIMATED DESIGN YEAR = 2045 AADT = 33,800
K = 9.0% D = 62.5% T = 5.3% (24 HOUR)
DESIGN HOUR T= 2.6%
DESIGN SPEED = 70 MPH
POSTED SPEED = 70 MPH
TARGET SPEED = 70 MPH

* 2019 DATE OF THE TRAFFIC STUDY

FINANCIAL PROJECT ID	SHEET NO.
430573-4-22-01	3

1/26/2022 10:16:47 PM

THE OFFICIAL RECORD OF THIS SHEET IS THE ELECTRONIC FILE DIGITALLY SIGNED AND SEALED UNDER RULE 61G15-23.004, F.A.C.

DocuSign Envelope ID: 00F7F873-2213-453E-A7D6-7A719BA1E281

PROJECT CONTROLS

CONTEXT CLASSIFICATION

( )	C1 : NATURAL	( )	C3C : SUBURBAN COMM.
( )	C2 : RURAL	( )	C4 : URBAN GENERAL
( )	C2T : RURAL TOWN	( )	C5 : URBAN CENTER
( )	C3R : SUBURBAN RES.	( )	C6 : URBAN CORE
(x)	N/A : L.A. FACILITY	( )	N/A : FL GREENBOOK

FUNCTIONAL CLASSIFICATION

(x)	INTERSTATE	( )	MAJOR COLLECTOR
( )	FREEWAY/EXPWY.	( )	MINOR COLLECTOR
(x)	PRINCIPAL ARTERIAL	( )	LOCAL
( )	MINOR ARTERIAL		

HIGHWAY SYSTEM

(x) NATIONAL HIGHWAY SYSTEM
(x) STRATEGIC INTERMODAL SYSTEM
(x) STATE HIGHWAY SYSTEM
( ) OFF-STATE HIGHWAY SYSTEM

ACCESS CLASSIFICATION

(x) 1 - FREEWAY
( ) 2 - RESTRICTIVE w/Service Roads
( ) 3 - RESTRICTIVE w/660 ft. Connection Spacing
( ) 4 - NON-RESTRICTIVE w/2640 ft. Signal Spacing
( ) 5 - RESTRICTIVE w/440 ft. Connection Spacing
( ) 6 - NON-RESTRICTIVE w/1320 ft. Signal Spacing
( ) 7 - BOTH MEDIAN TYPES

CRITERIA

(x) NEW CONSTRUCTION / RECONSTRUCTION
( ) RESURFACING (LA FACILITIES)
( ) RRR (ARTERIALS & COLLECTORS)

POTENTIAL EXCEPTIONS AND VARIATIONS RELATED TO TYPICAL SECTION:

TYPICAL SECTION No. 3

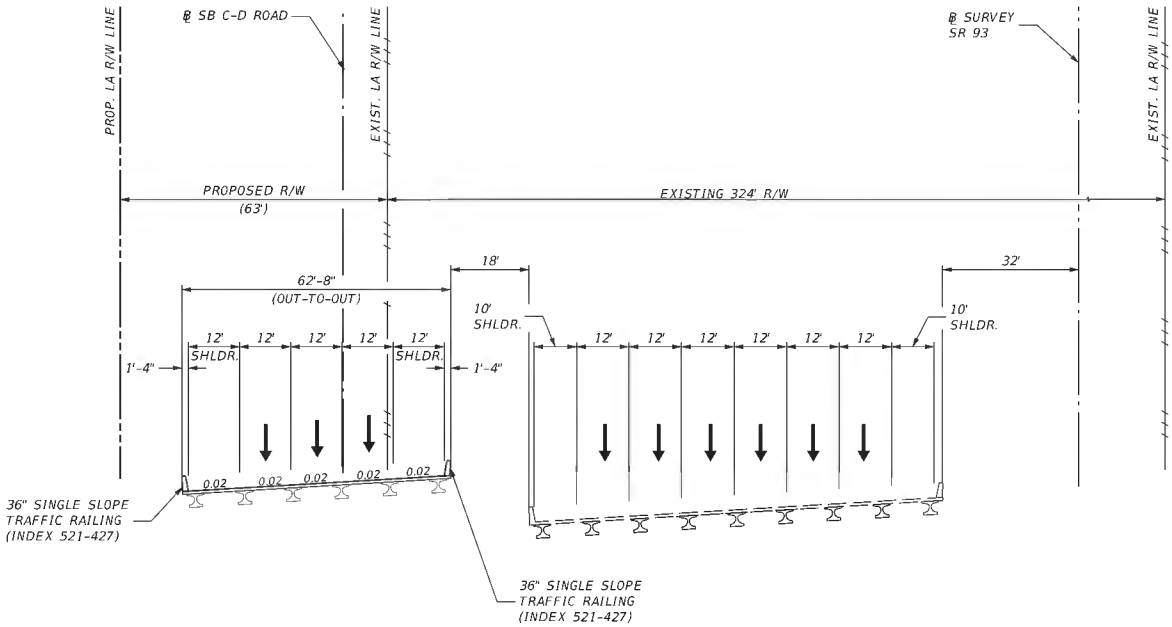

PROPOSED BRIDGE 14XXXX

BRIDGE 140061

TYPICAL SECTION
℄ SB C-D ROAD
STA 239+48.59 TO 241+88.96
(NEW BRIDGE OVER CYPRESS CREEK)

TRAFFIC DATA

CURRENT YEAR * = 2019 AADT = N/A
ESTIMATED OPENING YEAR = 2025 AADT = 32,400
ESTIMATED DESIGN YEAR = 2045 AADT = 40,100
K = 9.0% D = N/A T = 4.0% (24 HOUR)
DESIGN HOUR T= 2.0%
DESIGN SPEED = 60 MPH
POSTED SPEED = 60 MPH
TARGET SPEED = 60 MPH

* 2019 DATE OF THE TRAFFIC STUDY

FINANCIAL PROJECT ID	SHEET NO.
430573-4-22-01	4

1/26/2022 10:17:14 PM

THE OFFICIAL RECORD OF THIS SHEET IS THE ELECTRONIC FILE DIGITALLY SIGNED AND SEALED UNDER RULE 61G15-23.004, F.A.C.

DocuSign Envelope ID: 00F7F873-2213-453E-A7D6-7A719BA1E281

PROJECT CONTROLS

CONTEXT CLASSIFICATION

( )	C1 : NATURAL	( )	C3C : SUBURBAN COMM.
( )	C2 : RURAL	( )	C4 : URBAN GENERAL
( )	C2T : RURAL TOWN	( )	C5 : URBAN CENTER
( )	C3R : SUBURBAN RES.	( )	C6 : URBAN CORE
(x)	N/A : L.A. FACILITY		

FUNCTIONAL CLASSIFICATION

(x)	INTERSTATE	( )	MAJOR COLLECTOR
( )	FREEWAY/EXPWY.	( )	MINOR COLLECTOR
(x)	PRINCIPAL ARTERIAL	( )	LOCAL
( )	MINOR ARTERIAL		

HIGHWAY SYSTEM

( )	NATIONAL HIGHWAY SYSTEM
(x)	STRATEGIC INTERMODAL SYSTEM
(x)	STATE HIGHWAY SYSTEM
( )	OFF-STATE HIGHWAY SYSTEM

ACCESS CLASSIFICATION

(x)	1 - FREEWAY
( )	2 - RESTRICTIVE w/Service Roads
( )	3 - RESTRICTIVE w/660 ft. Connection Spacing
( )	4 - NON-RESTRICTIVE w/2640 ft. Signal Spacing
( )	5 - RESTRICTIVE w/440 ft. Connection Spacing
( )	6 - NON-RESTRICTIVE w/1320 ft. Signal Spacing
( )	7 - BOTH MEDIAN TYPES

CRITERIA

(x)	NEW CONSTRUCTION / RECONSTRUCTION
( )	RESURFACING (LA FACILITIES)
( )	RRR (ARTERIALS & COLLECTORS)

POTENTIAL EXCEPTIONS AND VARIATIONS RELATED TO TYPICAL SECTION:

TYPICAL SECTION No.

This Section is conceptual - not included in Typical Section Package
Will be updated in the design phase

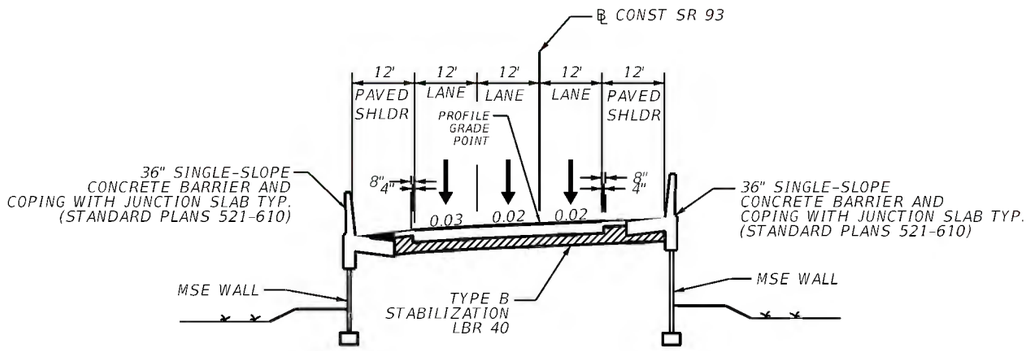

TYPICAL SECTION
℄ SR 93 MAINLINE
STA 559+42.26 TO STA 612+76.30

Southbound I-275
from C-D Road Ramp Connection to I-75/I-275 diverge

FINANCIAL PROJECT ID	SHEET NO.

THE OFFICIAL RECORD OF THIS SHEET IS THE ELECTRONIC FILE DIGITALLY SIGNED AND SEALED UNDER RULE 61G15-23.004, F.A.C.

DocuSign Envelope ID: 00F7F873-2213-453E-A7D6-7A719BA1E281

PROJECT CONTROLS

CONTEXT CLASSIFICATION

( )	C1 : NATURAL	( )	C3C : SUBURBAN COMM.
( )	C2 : RURAL	( )	C4 : URBAN GENERAL
( )	C2T : RURAL TOWN	( )	C5 : URBAN CENTER
( )	C3R : SUBURBAN RES.	( )	C6 : URBAN CORE
(X)	N/A : L.A. FACILITY		

FUNCTIONAL CLASSIFICATION

(X)	INTERSTATE	( )	MAJOR COLLECTOR
( )	FREEWAY/EXPWY.	( )	MINOR COLLECTOR
(X)	PRINCIPAL ARTERIAL	( )	LOCAL
( )	MINOR ARTERIAL		

HIGHWAY SYSTEM

(X) NATIONAL HIGHWAY SYSTEM
(X) STRATEGIC INTERMODAL SYSTEM
( ) STATE HIGHWAY SYSTEM
( ) OFF-STATE HIGHWAY SYSTEM

ACCESS CLASSIFICATION

(X) 1 - FREEWAY
( ) 2 - RESTRICTIVE w/Service Roads
( ) 3 - RESTRICTIVE w/660 ft. Connection Spacing
( ) 4 - NON-RESTRICTIVE w/2640 ft. Signal Spacing
( ) 5 - RESTRICTIVE w/440 ft. Connection Spacing
( ) 6 - NON-RESTRICTIVE w/1320 ft. Signal Spacing
( ) 7 - BOTH MEDIAN TYPES

CRITERIA

(X) NEW CONSTRUCTION / RECONSTRUCTION
( ) RESURFACING (LA FACILITIES)
( ) RRR (ARTERIALS & COLLECTORS)

POTENTIAL EXCEPTIONS AND VARIATIONS RELATED TO TYPICAL SECTION:

TYPICAL SECTION No.

This Section is conceptual - not included in Typical Section Package
Will be updated in the design phase

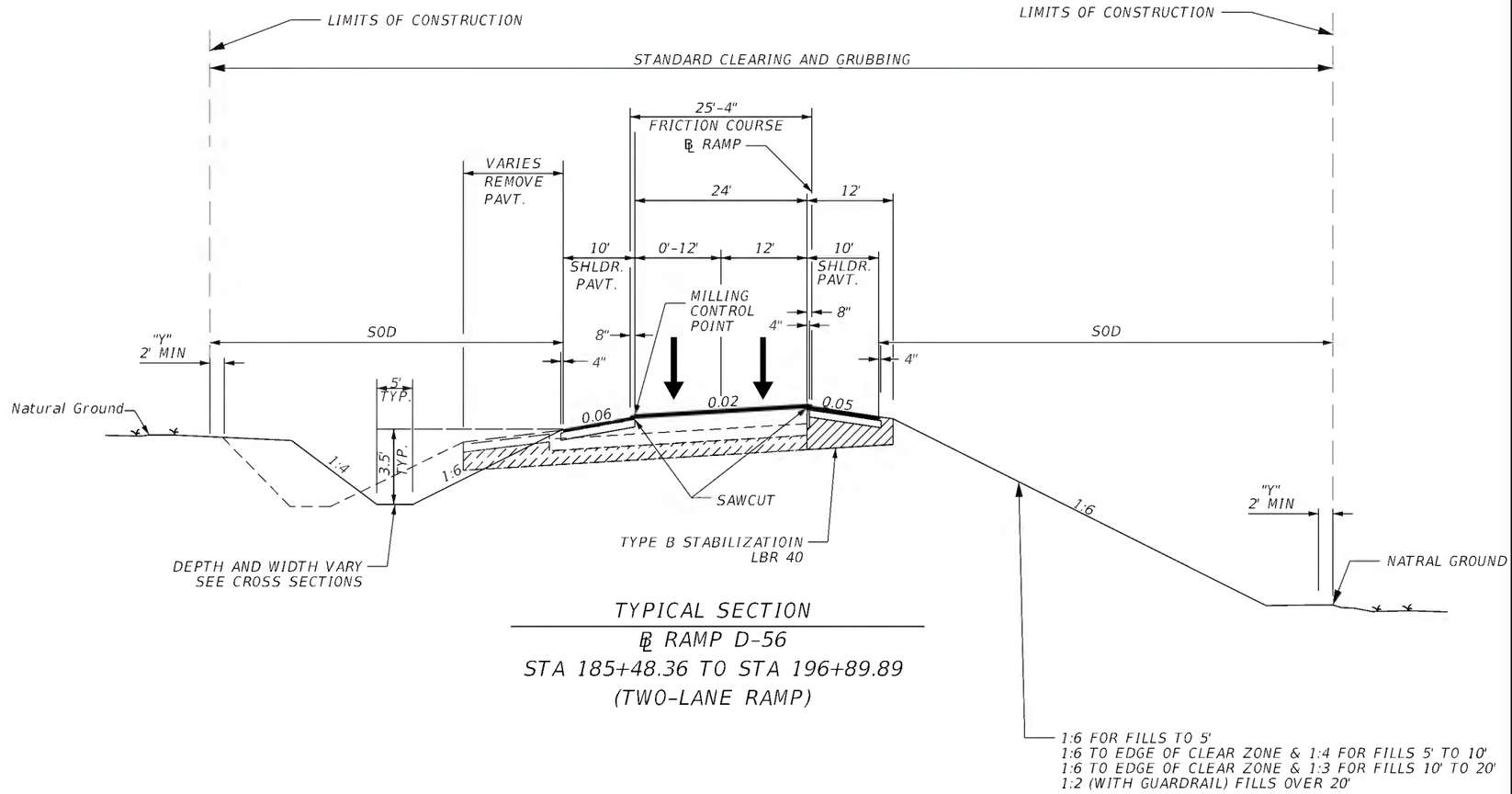

TYPICAL SECTION
℄ RAMP D-56
STA 185+48.36 TO STA 196+89.89
(TWO-LANE RAMP)

Southbound C-D Road Ramp to
I-275 (2-Lane Ramp)
South of C-D Road Ramp diverge

"Y" THE AREA DISTURBED BY CONSTRUCTION VARIES.

FINANCIAL PROJECT ID	SHEET NO.

THE OFFICIAL RECORD OF THIS SHEET IS THE ELECTRONIC FILE DIGITALLY SIGNED AND SEALED UNDER RULE 61G15-23.004, F.A.C.

DocuSign Envelope ID: 00F7F873-2213-453E-A7D6-7A719BA1E281

PROJECT CONTROLS

CONTEXT CLASSIFICATION

( )	C1 : NATURAL	( )	C3C : SUBURBAN COMM.
( )	C2 : RURAL	( )	C4 : URBAN GENERAL
( )	C2T : RURAL TOWN	( )	C5 : URBAN CENTER
( )	C3R : SUBURBAN RES.	( )	C6 : URBAN CORE
(X)	N/A : L.A. FACILITY		

FUNCTIONAL CLASSIFICATION

(X)	INTERSTATE	( )	MAJOR COLLECTOR
( )	FREEWAY/EXPWY.	( )	MINOR COLLECTOR
(X)	PRINCIPAL ARTERIAL	( )	LOCAL
( )	MINOR ARTERIAL		

HIGHWAY SYSTEM

( )	NATIONAL HIGHWAY SYSTEM
(X)	STRATEGIC INTERMODAL SYSTEM
(X)	STATE HIGHWAY SYSTEM
( )	OFF-STATE HIGHWAY SYSTEM

ACCESS CLASSIFICATION

(X)	1 - FREEWAY
( )	2 - RESTRICTIVE w/Service Roads
( )	3 - RESTRICTIVE w/660 ft. Connection Spacing
( )	4 - NON-RESTRICTIVE w/2640 ft. Signal Spacing
( )	5 - RESTRICTIVE w/440 ft. Connection Spacing
( )	6 - NON-RESTRICTIVE w/1320 ft. Signal Spacing
( )	7 - BOTH MEDIAN TYPES

CRITERIA

(X)	NEW CONSTRUCTION / RECONSTRUCTION
( )	RESURFACING (LA FACILITIES)
( )	RRR (ARTERIALS & COLLECTORS)

POTENTIAL EXCEPTIONS AND VARIATIONS RELATED TO TYPICAL SECTION:

TYPICAL SECTION No.

This Section is conceptual - not included in Typical Section Package
Will be updated in the design phase

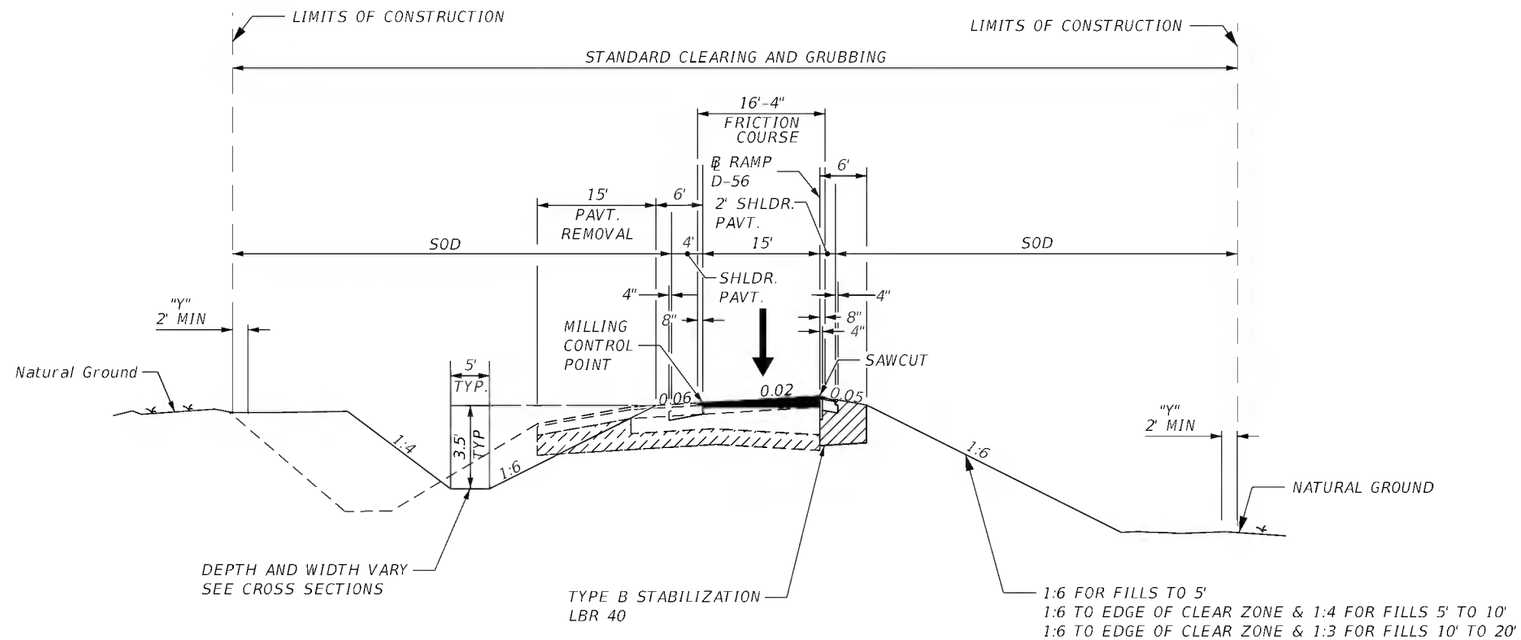

TYPICAL SECTION
℄ RAMP D-56
STA 164+85.26 TO STA 185+48.36
(SINGLE LANE RAMP)

Southbound C-D Road Ramp to I-275
(1-Lane Ramp)
South of C-D Road Ramp diverge
Prior to connection to I-275

NOTE:

PROVIDE PLASTIC EROSION MAT ON SLOPES STEEPER THAN 1:3

"Y" THE AREA DISTURBED BY CONSTRUCTION VARIES.

FINANCIAL PROJECT ID	SHEET NO.

THE OFFICIAL RECORD OF THIS SHEET IS THE ELECTRONIC FILE DIGITALLY SIGNED AND SEALED UNDER RULE 61G15-23.004, F.A.C.

DocuSign Envelope ID: 00F7F873-2213-453E-A7D6-7A719BA1E281

PROJECT CONTROLS

CONTEXT CLASSIFICATION

( )	C1 : NATURAL	( )	C3C : SUBURBAN COMM.
( )	C2 : RURAL	( )	C4 : URBAN GENERAL
( )	C2T : RURAL TOWN	( )	C5 : URBAN CENTER
( )	C3R : SUBURBAN RES.	( )	C6 : URBAN CORE
(X)	N/A : L.A. FACILITY		

FUNCTIONAL CLASSIFICATION

(X)	INTERSTATE	( )	MAJOR COLLECTOR
( )	FREEWAY/EXPWY.	( )	MINOR COLLECTOR
(X)	PRINCIPAL ARTERIAL	( )	LOCAL
( )	MINOR ARTERIAL		

HIGHWAY SYSTEM

- ( ) NATIONAL HIGHWAY SYSTEM
- (X) STRATEGIC INTERMODAL SYSTEM
- (X) STATE HIGHWAY SYSTEM
- ( ) OFF-STATE HIGHWAY SYSTEM

ACCESS CLASSIFICATION

- (X) 1 - FREEWAY
- ( ) 2 - RESTRICTIVE w/Service Roads
- ( ) 3 - RESTRICTIVE w/660 ft. Connection Spacing
- ( ) 4 - NON-RESTRICTIVE w/2640 ft. Signal Spacing
- ( ) 5 - RESTRICTIVE w/440 ft. Connection Spacing
- ( ) 6 - NON-RESTRICTIVE w/1320 ft. Signal Spacing
- ( ) 7 - BOTH MEDIAN TYPES

CRITERIA

- (X) NEW CONSTRUCTION / RECONSTRUCTION
- ( ) RESURFACING (LA FACILITIES)
- ( ) RRR (ARTERIALS & COLLECTORS)

POTENTIAL EXCEPTIONS AND VARIATIONS RELATED TO TYPICAL SECTION:

At Section of Ramp under NB I-275 Bridge (Bridge No 100411)

Exception - Shoulder Width (5-ft minimum)

Variation - Curve Length (835' normal crown curve)

TYPICAL SECTION No.

This Section is conceptual - not included in Typical Section Package
Will be updated in the design phase

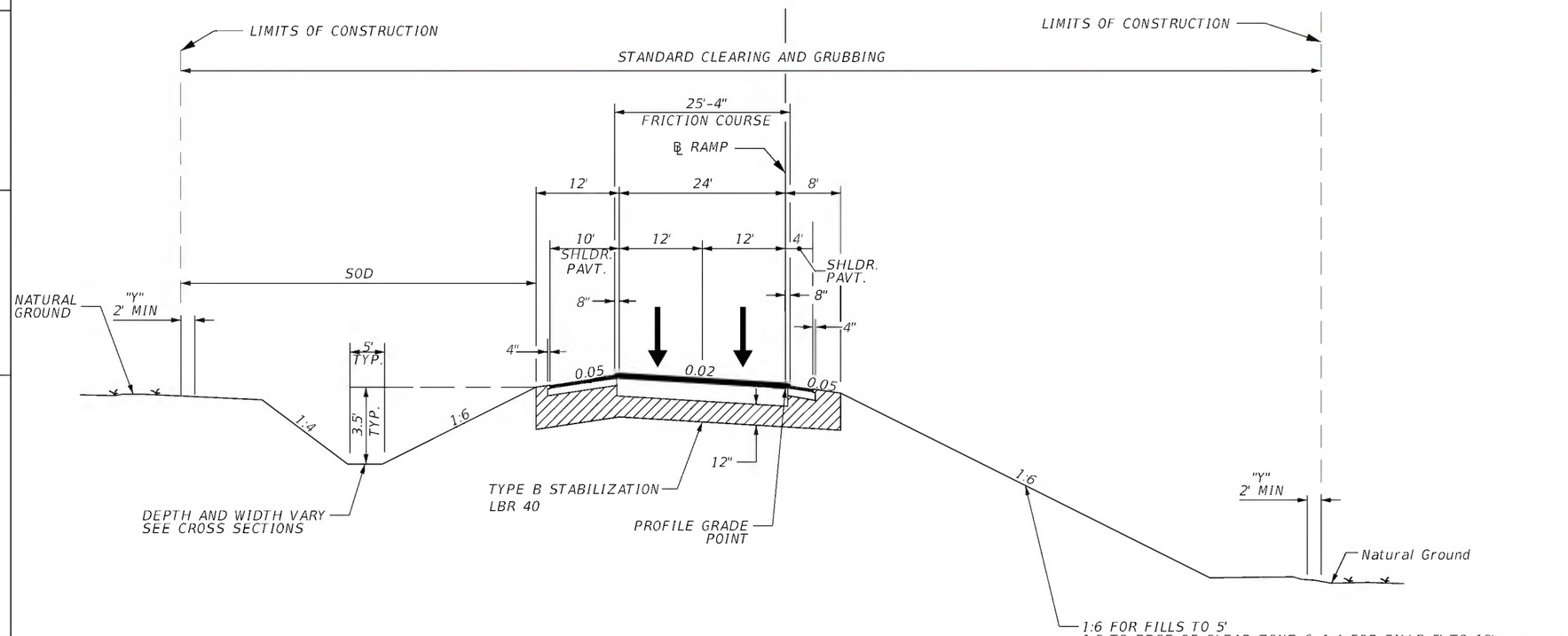

TYPICAL SECTION
℄ RAMP D-56-1
STA 6053+28.45 TO STA 6072+53.47
(TWO-LANE RAMP)

Southbound C-D Road Ramp to I-75 (2-Lane Ramp)
South of C-D Road Ramp diverge

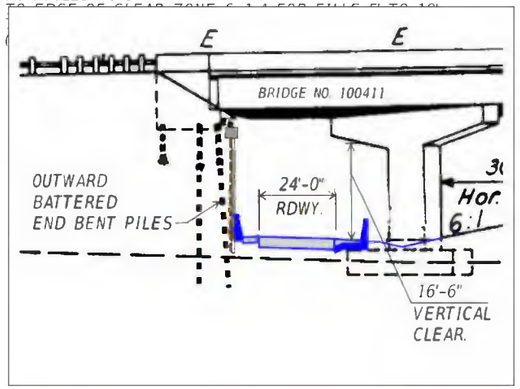

Proposed Section for Ramp under NB I-275 Bridge (Bridge No 100411)

"Y" THE AREA DISTURBED BY CONSTRUCTION VARIES.

FINANCIAL PROJECT ID	SHEET NO.

THE OFFICIAL RECORD OF THIS SHEET IS THE ELECTRONIC FILE DIGITALLY SIGNED AND SEALED UNDER RULE 61G15-23.004, F.A.C.

DocuSign Envelope ID: 00F7F873-2213-453E-A7D6-7A719BA1E281

PROJECT CONTROLS

CONTEXT CLASSIFICATION

( )	C1 : NATURAL	( )	C3C : SUBURBAN COMM.
( )	C2 : RURAL	( )	C4 : URBAN GENERAL
( )	C2T : RURAL TOWN	( )	C5 : URBAN CENTER
( )	C3R : SUBURBAN RES.	( )	C6 : URBAN CORE
(X)	N/A : L.A. FACILITY		

FUNCTIONAL CLASSIFICATION

(X)	INTERSTATE	( )	MAJOR COLLECTOR
( )	FREEWAY/EXPWY.	( )	MINOR COLLECTOR
(X)	PRINCIPAL ARTERIAL	( )	LOCAL
( )	MINOR ARTERIAL		

HIGHWAY SYSTEM

( )	NATIONAL HIGHWAY SYSTEM
(X)	STRATEGIC INTERMODAL SYSTEM
(X)	STATE HIGHWAY SYSTEM
( )	OFF-STATE HIGHWAY SYSTEM

ACCESS CLASSIFICATION

(X)	1 - FREEWAY
( )	2 - RESTRICTIVE w/Service Roads
( )	3 - RESTRICTIVE w/660 ft. Connection Spacing
( )	4 - NON-RESTRICTIVE w/2640 ft. Signal Spacing
( )	5 - RESTRICTIVE w/440 ft. Connection Spacing
( )	6 - NON-RESTRICTIVE w/1320 ft. Signal Spacing
( )	7 - BOTH MEDIAN TYPES

CRITERIA

(X)	NEW CONSTRUCTION / RECONSTRUCTION
( )	RESURFACING (LA FACILITIES)
( )	RRR (ARTERIALS & COLLECTORS)

POTENTIAL EXCEPTIONS AND VARIATIONS RELATED TO TYPICAL SECTION:

TYPICAL SECTION No.

This Section is conceptual - not included in Typical Section Package
Will be updated in the design phase

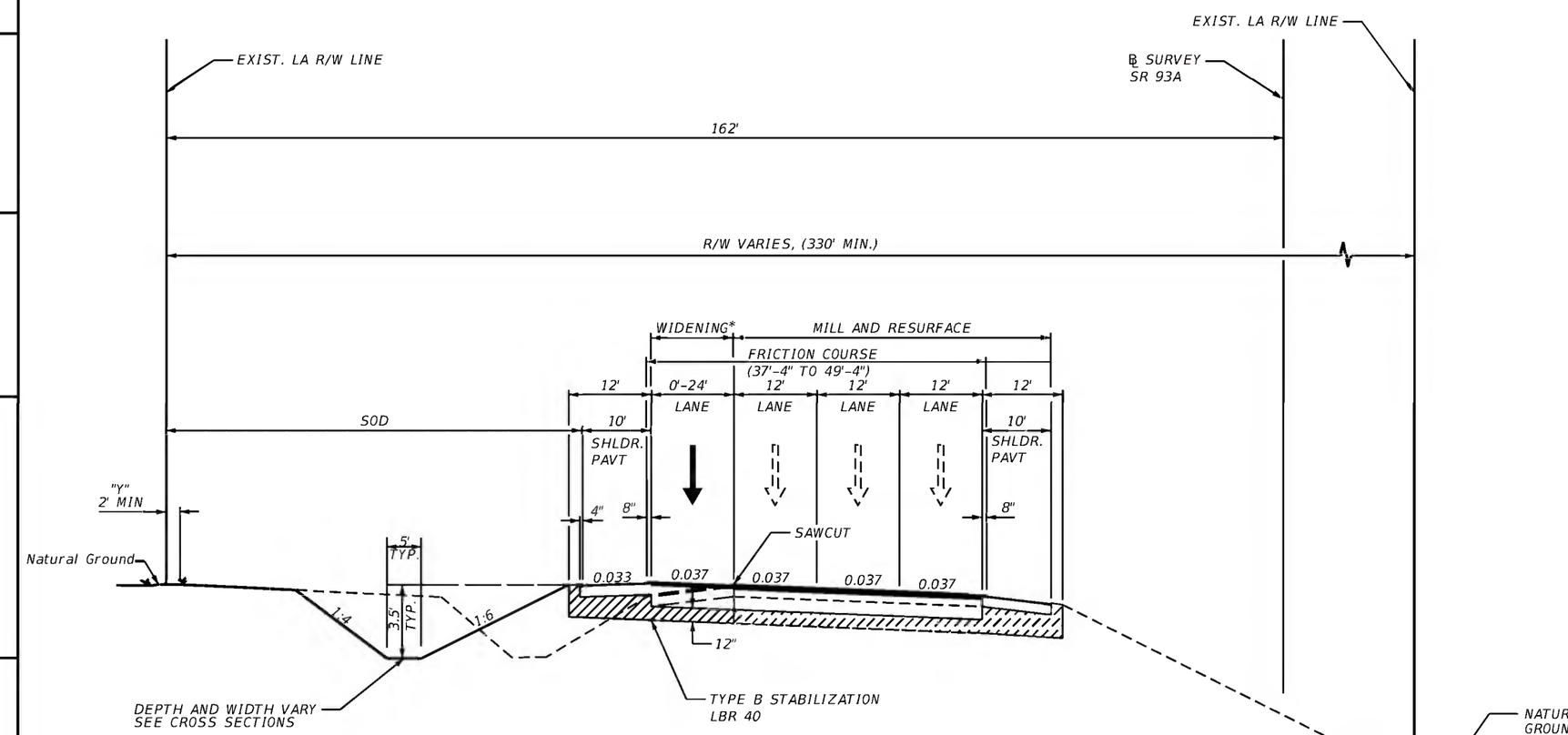

* ACTUAL WIDTH OF BASE WIDENING MAY VARY DUE TO EXISTING PAVEMENT WIDTH. A UNIFORM WIDTH BASE WIDENING STRIP MAY BE CONSTRUCTED AT NO ADDITIONAL COMPENSATION.

TYPICAL SECTION

℄ SURVEY SR 93A

STA 2309+60.97 TO STA 2345+19.23

THE OFFICIAL RECORD OF THIS SHEET IS THE ELECTRONIC FILE DIGITALLY SIGNED AND SEALED UNDER RULE 61G15-23.004, F.A.C.

FINANCIAL PROJECT ID	SHEET NO.

DocuSign Envelope ID: 00F7F873-2213-453E-A7D6-7A719BA1E281

PROJECT CONTROLS

CONTEXT CLASSIFICATION

( )	C1 : NATURAL	( )	C3C : SUBURBAN COMM.
( )	C2 : RURAL	( )	C4 : URBAN GENERAL
( )	C2T : RURAL TOWN	( )	C5 : URBAN CENTER
( )	C3R : SUBURBAN RES.	( )	C6 : URBAN CORE
(x)	N/A : L.A. FACILITY	( )	N/A : FL GREENBOOK

FUNCTIONAL CLASSIFICATION

(x)	INTERSTATE	( )	MAJOR COLLECTOR
( )	FREEWAY/EXPWY.	( )	MINOR COLLECTOR
(x)	PRINCIPAL ARTERIAL	( )	LOCAL
( )	MINOR ARTERIAL		

HIGHWAY SYSTEM

- ( ) NATIONAL HIGHWAY SYSTEM
- ( ) STRATEGIC INTERMODAL SYSTEM
- (x) STATE HIGHWAY SYSTEM
- ( ) OFF-STATE HIGHWAY SYSTEM

ACCESS CLASSIFICATION

- ( ) 1 - FREEWAY
- ( ) 2 - RESTRICTIVE w/Service Roads
- ( ) 3 - RESTRICTIVE w/660 ft. Connection Spacing
- ( ) 4 - NON-RESTRICTIVE w/2640 ft. Signal Spacing
- ( ) 5 - RESTRICTIVE w/440 ft. Connection Spacing
- ( ) 6 - NON-RESTRICTIVE w/1320 ft. Signal Spacing
- ( ) 7 - BOTH MEDIAN TYPES

CRITERIA

- (x) NEW CONSTRUCTION / RECONSTRUCTION
- ( ) RESURFACING (LA FACILITIES)
- ( ) RRR (ARTERIALS & COLLECTORS)

POTENTIAL EXCEPTIONS AND VARIATIONS RELATED TO TYPICAL SECTION:

TYPICAL SECTION No. 4

This Section is conceptual - not included in Typical Section Package
Will be updated in the design phase

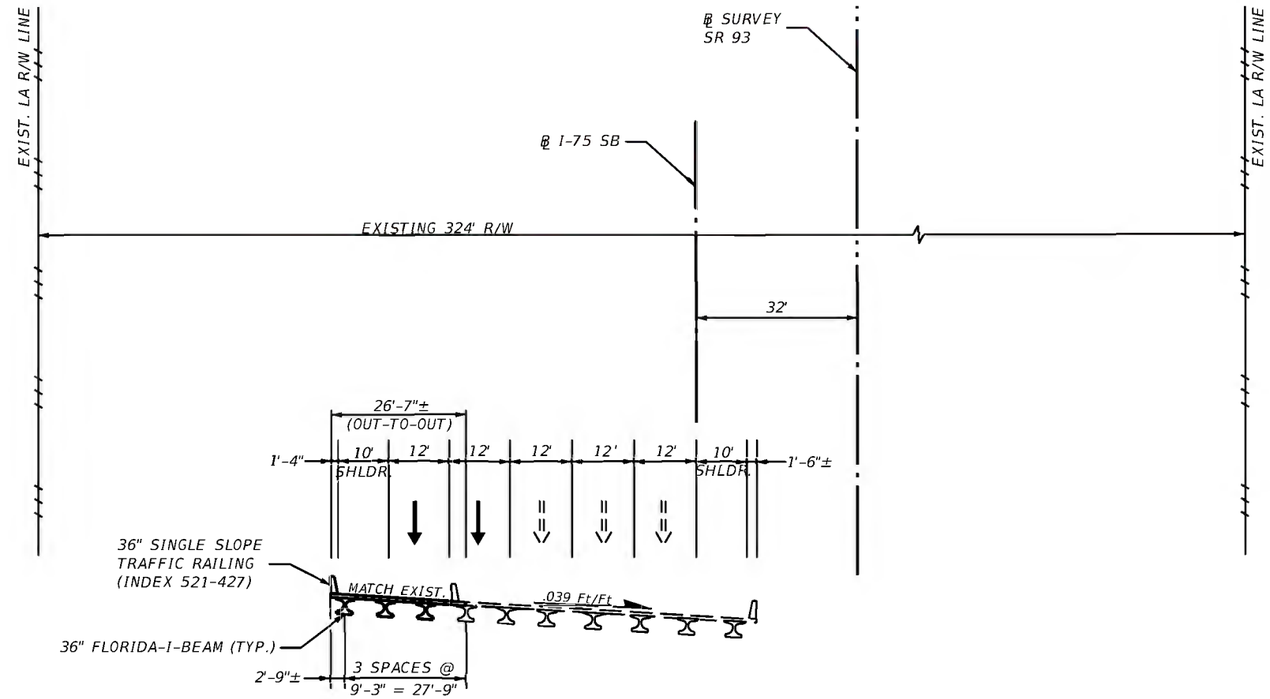

BRIDGE 140412

TYPICAL SECTION
℄ SURVEY I-75
STA 2334+25.00 TO 2336+28.00
(EXISTING BRIDGE OVER CYPRESS CREEK)

TRAFFIC DATA

CURRENT YEAR * = 2019 AADT = 28,800
ESTIMATED OPENING YEAR = 2025 AADT = 50,300
ESTIMATED DESIGN YEAR = 2045 AADT = 74,800
K = 9.0% D = 56.7% T = 12.7% (24 HOUR)
DESIGN HOUR T= 6.4%
DESIGN SPEED = 70 MPH
POSTED SPEED = 70 MPH
TARGET SPEED = 70 MPH

* 2019 DATE OF THE TRAFFIC STUDY

FINANCIAL PROJECT ID	SHEET NO.
430573-4-22-01	

THE OFFICIAL RECORD OF THIS SHEET IS THE ELECTRONIC FILE DIGITALLY SIGNED AND SEALED UNDER RULE 61G15-23.004, F.A.C.

DocuSign Envelope ID: 00F7F873-2213-453E-A7D6-7A719BA1E281

H.3

Signing and Pavement Markings

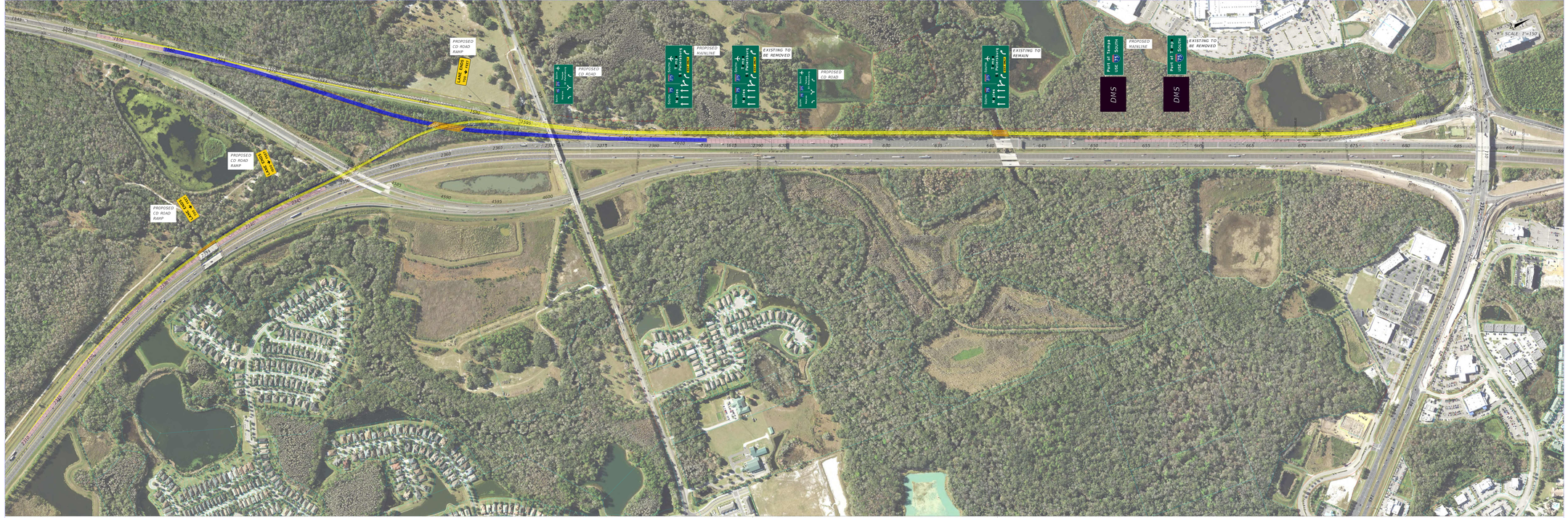

MASTER SIGNAGE PLAN OVERHEAD AND CANTILEVER SIGNS ONLY

SR 56 SOUTHBOUND C-D ROAD / RAMPS TO I-75/I-275
I-75 FROM SOUTH OF THE I-75/I-275 APEX TO SR 56

WPI Segment No. 430573-4

DocuSign Envelope ID: 00F7F873-2213-453E-A7D6-7A719BA1E281

H.4

Cost Estimates

DocuSign Envelope ID: 00F7F873-2213-453E-A7D6-7A719BA1E281

acquired from within the same parcel. FPC-3B would require a smaller area of land to be acquired from the aforementioned parcel in addition to the total acquisition of parcel 34-26-19-0000-00100-0060, both of which are owned by the same entity. FPC-3B is the preferred alternative due to its ease of access adjacent to the I-75 right of way, and because of the potential for future developments at the location of FPC-3A. There are no wetland impacts or relocations of businesses or residential units required for and of the SMF or FPCs.

Table 5-4 Stormwater Management and Floodplain Compensation Sites

Site Name	Site Area (Ac)	Wildlife and Habitat	Contamination	Cultural Resources	Est. Construction Cost	Est. Right of Way Cost	Est. Total Cost
SMF J1-1	1.82	Low	None	Low	$56,000	N/A	$56,000
SMF J1-2	3.65	Low	None	Low	$141,000	N/A	$141,000
SMF J2	10.59	Low	None	Low	$850,000	N/A	$850,000
SMF 800A-1	1.40	Low	None	Low	$119,000	N/A	$119,000
FPC-1*	1.41	High	None	Low	$70,000	$125,000	$235,000
FPC-2*	0.76	Medium	None	Low	$40,000		
FPC-3B	9.43	Low	None	Low	$545,000	$877,000	$1,422,000

* FPC-1 and FPC-2 will be located adjacent to each other on one site
Construction costs estimated January 2021, ROW costs estimated March 2021, *Pond Siting Report*

5.5 CONSTRUCTION AND RIGHT OF WAY COSTS BY COUNTY

Table 5-5 shows the estimated construction and right of way acquisition costs for the Build Alternative separated by county for work programming and coordination purposes. The construction costs are based on the FDOT's LRE cost estimating system as of June 2022. The ROW costs are based on FDOT estimates prepared as of March 2021. The wetlands mitigation cost is based on an estimate of $250,000 per acre of impact.

Table 5-5 Estimated Construction and Right of Way Costs by County

Estimated Costs Present Day Costs in $ Million Rounded to the Nearest 0.1 Million $	Pasco County Segment 430573-2	Hillsborough County Segment 430573-3	Total Project
Construction of Roadway, Bridges and Ponds	$41.8	$33.2	$75.0
Right of Way for I-75 Roadway Widening	$0.8	$0	$0.8
Right of Way for Stormwater Ponds and Floodplain Compensation Site	$1.0	$0	$1.0
Wetlands Mitigation (5.62 acres)	$1.5	$0	$1.5
Design and Construction Inspection (20% of construction)	$8.4	$6.6	$15.0
Total Project Estimated Costs	**$53.5**	**$39.8**	**$93.3**

DocuSign Envelope ID: 00F7F873-2213-453E-A7D6-7A719BA1E281

I

Opening Year (2030) Analysis Results – No Build Alternative

DocuSign Envelope ID: 00F7F873-2213-453E-A7D6-7A719BA1E281

I.1

CORSIM Results

DocuSign Envelope ID: 00F7F873-2213-453E-A7D6-7A719BA1E281

Temporal Distribution of CORSIM Network Entry Volumes

Opening Year (2030) AM Peak Period

Entry Volume Location	Period 1 - Pre Peak Hour					Period 2 Peak Hour					Period 3 - Post Peak Hour						
	TP1	TP2	TP3	TP4	Total	TP5	TP6	TP7	TP8	Total	TP9	TP10	TP11	TP12	Total	Three Hour Throughput (veh)	Check
	6:00	6:15	6:30	6:45		7:00	7:15	7:30	7:45		8:00	8:15	8:30	8:45			
I-75 Southbound																	
North of SR 56	5650	5967	6180	6508	95.5%	6879	7001	6125	5444	100.0%	6186	5736	4677	4841	84.2%	279.8%	
	1413	1492	1545	1627	6076	1720	1750	1531	1361	6362	1546	1434	1169	1210	5360	17798	17798
	23.2%	24.5%	25.4%	26.8%	100.0%	27.0%	27.5%	24.1%	21.4%	100.0%	28.9%	26.8%	21.8%	22.6%	100.0%	-	
SR 56																	
Eastbound SR 56 West of I-75	2712	3548	3641	3566	79.3%	3798	4460	4483	4251	100.0%	4071	3902	3670	3206	87.4%	266.6%	
	678	887	910	891	3367	949	1115	1121	1063	4248	1018	976	918	801	3712	11327	11327
	20.1%	26.3%	27.0%	26.5%	100.0%	22.4%	26.2%	26.4%	25.0%	100.0%	27.4%	26.3%	24.7%	21.6%	100.0%	-	
Westbound SR 56 East of I-75	1647	2395	2655	2902	66.7%	3341	4117	3636	3293	100.0%	3142	3163	3177	2875	85.9%	252.6%	
	412	599	664	726	2400	835	1029	909	823	3597	786	791	794	719	3089	9086	9086
	17.2%	24.9%	27.7%	30.2%	100.0%	23.2%	28.6%	25.3%	22.9%	100.0%	25.4%	25.6%	25.7%	23.3%	100.0%	-	
Cross Streets																	
Northbound I-75 to SR 56 Off Ramp	1401	1825	2229	2043	80.2%	2236	2127	2396	2589	100.0%	2178	2172	2351	2467	98.1%	278.3%	
	350	456	557	511	1874	559	532	599	647	2337	544	543	588	617	2292	6503	6503
	18.7%	24.3%	29.7%	27.2%	100.0%	23.9%	22.7%	25.6%	27.7%	100.0%	23.8%	23.7%	25.6%	26.9%	100.0%	-	

Opening Year (2030) PM Peak Period

Entry Volume Location	Period 1 Pre Peak Hour					Period 2 Peak Hour					Period 3 Post Peak Hour						
	TP1	TP2	TP3	TP4	Total	TP5	TP6	TP7	TP8	Total	TP9	TP10	TP11	TP12	Total	Three Hour Throughput (veh)	Check
	3:45	4:00	4:15	4:30		4:45	5:00	5:15	5:30		5:45	6:00	6:15	6:30			
I-75 Southbound																	
North of SR 56	4870	5088	5099	4473	97.2%	5160	5283	4641	5004	100.0%	4998	4741	3865	3758	86.4%	283.7%	
	1217	1272	1275	1118	4882	1290	1321	1160	1251	5022	1250	1185	966	940	4341	14245	14245
	24.9%	26.1%	26.1%	22.9%	100.0%	25.7%	26.3%	23.1%	24.9%	100.0%	28.8%	27.3%	22.3%	21.6%	100.0%	-	
SR 56																	
Eastbound SR 56 West of I-75	3613	3439	3573	3305	96.6%	3037	3417	4177	3797	100.0%	3635	3607	3802	3233	99.0%	295.5%	
	903	860	893	826	3483	759	854	1044	949	3607	909	902	951	808	3569	10659	10659
	25.9%	24.7%	25.7%	23.7%	100.0%	21.1%	23.7%	28.9%	26.3%	100.0%	25.5%	25.3%	26.6%	22.6%	100.0%	-	
Westbound SR 56 East of I-75	2691	2811	2976	2879	97.7%	2924	3134	2758	2804	100.0%	2540	2563	2488	2405	86.0%	283.8%	
	673	703	744	720	2839	731	784	690	701	2905	635	641	622	601	2499	8243	8243
	23.7%	24.8%	26.2%	25.3%	100.0%	25.2%	27.0%	23.7%	24.1%	100.0%	25.4%	25.6%	24.9%	24.1%	100.0%	-	
Cross Streets																	
Northbound I-75 to SR 56 Off Ramp	3593	3381	3982	3761	96.3%	3935	3701	3881	3739	100.0%	3554	3256	3544	2935	87.1%	283.4%	
	898	845	991	940	3674	984	925	970	935	3814	889	814	886	734	3322	10810	10810
	24.4%	23.0%	27.0%	25.6%	100.0%	25.8%	24.3%	25.4%	24.5%	100.0%	26.7%	24.5%	26.7%	22.1%	100.0%	-	

DocuSign Envelope ID: 00F7F873-2213-453E-A7D6-7A719BA1E281

Opening Year (2030) No Build - AM Peak Hour

Roadway Segment Measures of Effectiveness (MOEs)

Road	Type of Freeway Facility	Segment Number	Location		Link ID	From Node	To Node	Length (ft)	Hourly Volumes (veh)					Link-Specific MOEs				Segment Average (Weighted)					
			From	To					Volume Input (vph)	Volume Processed (vph)	Difference	Percent Difference	GEH	Speed (mph)	Density (veh/ln mi)	Density (pc/mi/ln)	LOS	Volume (vph)	Percentage (%)	Speed (mph)	Density (veh/ln mi)	Density (pc/mi/ln)	LOS
I-75 (SB)	Basic Freeway Segment	1	North of SR 56 Off Ramp		USN 2000 DSN 2001 Link_Freeway	2000	2001	1,250	6,362	6,373	-11	0.17%	0.1	67.6	24.0	22.4	C	6,372	100%	67.1	23.96	22.4	C
					USN 2001 DSN 2002 Link_Freeway	2001	2002	1,250	6,362	6,371	-9	0.14%	0.1	66.6	23.9	22.4	C						
	Diverge Segment	2	North of SR 56 Off Ramp	SR 56 Off Ramp	USN 2002 DSN 2003 Link_Freeway	2002	2003	1,500	6,362	6,373	-11	0.17%	0.1	64.8	23.8	22.2	C	6,373	100%	64.8	23.81	22.2	C
	Basic Freeway Segment	3	SR 56 Off Ramp	SR 56 On Ramp	USN 2003 DSN 2004 Link_Freeway	2003	2004	1,913	5,598	5,594	4	-0.07%	0.1	66.4	21.1	19.7	C	5,599	100%	66.4	21.10	19.7	C
					USN 2004 DSN 2005 Link_Freeway	2004	2005	2,225	5,598	5,604	-6	0.11%	0.1	66.3	21.1	19.7	C						
	Major Merge Segment	4	SR 56 On Ramp	South of SR 56 On Ramp	USN 2005 DSN 2006 Link_Freeway	2005	2006	1,500	9,412	9,263	149	-1.58%	1.5	58.6	25.5	23.9	C	9,263	98%	58.6	25.52	23.9	C
	Basic Freeway Segment	5	South of SR 56 On Ramp		USN 2006 DSN 2007 Link_Freeway	2006	2007	1,085	9,412	9,266	146	-1.55%	1.5	58.6	26.5	24.7	C	9,265	98%	55.8	27.86	26.0	D
					USN 2007 DSN 2008 Link_Freeway	2007	2008	1,395	9,412	9,264	148	-1.57%	1.5	53.6	28.9	27.1	D						
	Major Diverge Segment	6	South of SR 56 On Ramp	I-275 Diverge	USN 2008 DSN 2009 Link_Freeway	2008	2009	1,500	9,412	9,270	142	-1.51%	1.5	60.1	25.7	24.1	C	9,270	98%	60.1	25.74	24.1	C
	Lane Drop Segment	7	I-275 Diverge	South of I-275 Diverge	USN 2009 DSN 2010 Link_Freeway	2009	2010	1,360	4,707	4,465	242	-5.13%	3.6	67.1	16.6	15.5	B	4,466	95%	66.4	16.83	15.7	B
					USN 2010 DSN 2011 Link_Freeway	2010	2011	1,360	4,707	4,467	240	-5.09%	3.5	65.6	17.0	15.9	B						
	Basic Freeway Segment	8	South of I-275 Diverge		USN 2011 DSN 2012 Link_Freeway	2011	2012	1,800	4,707	4,469	239	-5.07%	3.5	65.1	22.9	21.4	C	4,471	95%	65.8	22.65	21.2	C
					USN 2012 DSN 2013 Link_Freeway	2012	2013	1,800	4,707	4,471	236	-5.01%	3.5	66.2	22.5	21.0	C						
					USN 2013 DSN 2014 Link_Freeway	2013	2014	2,695	4,707	4,473	234	-4.98%	3.5	66.0	22.6	21.1	C						

DocuSign Envelope ID: 00F7F873-2213-453E-A7D6-7A719BA1E281

Opening Year (2030) No Build- AM Peak Hour

Roadway Segment Measures of Effectiveness (MOEs)

Description			Link ID	Free Flow Speed (mph)	Simulated Speed (mph) by Time Period											
On Roadway	Segment				TP1	TP2	TP3	TP4	TP5	TP6	TP7	TP8	TP9	TP10	TP11	TP12
	From	To			6:00 AM	6:15 AM	6:30 AM	6:45 AM	7:00 AM	7:15 AM	7:30 AM	7:45 AM	8:00 AM	8:15 AM	8:30 AM	8:45 AM
Southbound I-75 Mainline	North of SB I-75 Off-Ramp at SR 56		USN 2000 DSN 2001 Link_Freeway	70	68	68	68	68	67	67	68	68	68	68	68	68
			USN 2001 DSN 2002 Link_Freeway	70	67	67	67	67	66	66	67	67	67	67	68	68
	North of SB I-75 Off-Ramp at SR 56	SB I-75 Off-Ramp at SR 56	USN 2002 DSN 2003 Link_Freeway	70	66	65	65	65	64	64	65	66	65	66	66	66
	SB I-75 Off-Ramp at SR 56	SB I-75 On-Ramp at SR 56	USN 2003 DSN 2004 Link_Freeway	70	67	67	66	66	66	66	67	67	66	67	67	67
			USN 2004 DSN 2005 Link_Freeway	70	67	67	66	66	66	66	67	67	66	67	67	67
	SR 56 On-Ramp	South of SR 56 On-Ramp	USN 2005 DSN 2006 Link_Freeway	70	64	63	62	62	61	57	58	59	61	61	61	62
	South of SB I-75 On-Ramp at SR 56		USN 2006 DSN 2007 Link_Freeway	70	65	64	63	61	59	55	58	62	61	62	64	64
			USN 2007 DSN 2008 Link_Freeway	70	60	58	57	56	54	51	53	57	55	57	59	59
	South of SB I-75 On-Ramp at SR 56	I-275 Diverge	USN 2008 DSN 2009 Link_Freeway	70	64	63	62	61	60	58	60	62	61	62	64	64
	I-275 Diverge	South of I-275 Diverge	USN 2009 DSN 2010 Link_Freeway	70	68	68	67	67	67	67	67	67	67	67	68	68
			USN 2010 DSN 2011 Link_Freeway	70	67	66	66	66	65	65	66	66	66	66	66	67
	South of I-275 Diverge		USN 2011 DSN 2012 Link_Freeway	70	67	66	66	65	65	65	65	66	66	66	66	67
			USN 2012 DSN 2013 Link_Freeway	70	67	67	67	66	66	66	66	67	67	67	67	67
			USN 2013 DSN 2014 Link_Freeway	70	67	67	66	66	66	66	66	66	66	67	67	67

DocuSign Envelope ID: 00F7F873-2213-453E-A7D6-7A719BA1E281

Opening Year (2030) No Build - PM Peak Hour

Roadway Segment Measures of Effectiveness (MOEs)

Road	Type of Freeway Facility	Segment Number	Location		Link ID	From Node	To Node	Length (ft)	Hourly Volumes (veh)					Link-Specific MOEs				Segment Average (Weighted)					
			From	To					Volume Input (vph)	Volume Processed (vph)	Difference	Percent Difference	GEH	Speed (mph)	Density (veh/ln-mi)	Density (pcpmpl)	LOS	Volume (vph)	Percentage (%)	Speed (mph)	Density (veh/ln-mi)	Density (pcpmpl)	LOS
I-75 (SB)	Basic Freeway Segment	1	North of SR 56 Off Ramp		USN 2000 DSN 2001 Link_Freeway	2000	2001	1,250	5,022	5,020	2	-0.04%	0.0	68.2	18.7	17.5	B	5,019	100%	67.9	18.62	17.4	B
					USN 2001 DSN 2002 Link_Freeway	2001	2002	1,250	5,022	5,018	4	-0.08%	0.1	67.7	18.5	17.3	B						
	Diverge Segment	2	North of SR 56 Off Ramp	SR 56 Off Ramp	USN 2002 DSN 2003 Link_Freeway	2002	2003	1,500	5,022	5,015	7	-0.14%	0.1	66.2	18.3	17.1	B	5,015	100%	66.2	18.35	17.1	B
	Basic Freeway Segment	3	SR 56 Off Ramp	SR 56 On Ramp	USN 2003 DSN 2004 Link_Freeway	2003	2004	1,913	4,402	4,406	-4	0.09%	0.1	67.2	16.4	15.3	B	4,403	100%	67.2	16.38	15.3	B
					USN 2004 DSN 2005 Link_Freeway	2004	2005	2,225	4,402	4,400	2	-0.05%	0.0	67.2	16.4	15.3	B						
	Major Merge Segment	4	SR 56 On Ramp	South of SR 56 On Ramp	USN 2005 DSN 2006 Link_Freeway	2005	2006	1,500	6,739	6,716	23	-0.34%	0.3	64.1	16.9	15.8	B	6,716	100%	64.1	16.90	15.8	B
	Basic Freeway Segment	5	South of SR 56 On Ramp		USN 2006 DSN 2007 Link_Freeway	2006	2007	1,085	6,739	6,717	22	-0.33%	0.3	65.7	17.0	15.9	B	6,716	100%	63.0	17.80	16.6	B
					USN 2007 DSN 2008 Link_Freeway	2007	2008	1,395	6,739	6,716	23	-0.35%	0.3	60.9	18.4	17.2	B						
	Major Diverge Segment	6	South of SR 56 On Ramp	I-275 Diverge	USN 2008 DSN 2009 Link_Freeway	2008	2009	1,500	6,739	6,712	27	-0.41%	0.3	64.9	17.2	16.1	B	6,712	100%	64.9	17.24	16.1	B
	Lane Drop Segment	7	I-275 Diverge	South of I-275 Diverge	USN 2009 DSN 2010 Link_Freeway	2009	2010	1,360	3,773	3,597	176	-4.66%	2.9	67.8	13.3	12.4	B	3,594	95%	67.1	13.41	12.5	B
					USN 2010 DSN 2011 Link_Freeway	2010	2011	1,360	3,773	3,592	181	-4.81%	3.0	66.3	13.6	12.7	B						
	Basic Freeway Segment	8	South of I-275 Diverge		USN 2011 DSN 2012 Link_Freeway	2011	2012	1,800	3,773	3,589	184	-4.87%	3.0	66.2	18.1	16.9	B	3,588	95%	66.7	17.94	16.8	B
					USN 2012 DSN 2013 Link_Freeway	2012	2013	1,800	3,773	3,588	185	-4.90%	3.0	66.9	17.9	16.7	B						
					USN 2013 DSN 2014 Link_Freeway	2013	2014	2,695	3,773	3,587	186	-4.94%	3.1	66.8	17.9	16.7	B						

DocuSign Envelope ID: 00F7F873-2213-453E-A7D6-7A719BA1E281

Opening Year (2030) No Build - PM Peak Hour

Roadway Segment Measures of Effectiveness (MOEs)

Description			Link ID	Free Flow Speed (mph)	Simulated Speed (mph) by Time Period											
On Roadway	Segment				TP1	TP2	TP3	TP4	TP5	TP6	TP7	TP8	TP9	TP10	TP11	TP12
	From	To			6:00 AM	6:15 AM	6:30 AM	6:45 AM	7:00 AM	7:15 AM	7:30 AM	7:45 AM	8:00 AM	8:15 AM	8:30 AM	8:45 AM
Southbound I-75 Mainline	North of SB I-75 Off-Ramp at SR 56		USN 2000 DSN 2001 Link_Freeway	70	68	68	68	68	68	68	68	68	68	68	69	69
			USN 2001 DSN 2002 Link_Freeway	70	68	68	68	68	68	67	68	68	68	68	68	69
	North of SB I-75 Off-Ramp at SR 56	SB I-75 Off-Ramp at SR 56	USN 2002 DSN 2003 Link_Freeway	70	66	66	66	66	66	66	66	66	66	66	67	67
	SB I-75 Off-Ramp at SR 56	SB I-75 On-Ramp at SR 56	USN 2003 DSN 2004 Link_Freeway	70	67	67	67	68	67	67	67	67	67	67	68	68
			USN 2004 DSN 2005 Link_Freeway	70	67	67	67	68	67	67	67	67	67	67	68	68
	SR 56 On-Ramp	South of SR 56 On-Ramp	USN 2005 DSN 2006 Link_Freeway	70	64	64	64	64	64	64	64	64	64	64	64	64
	South of SB I-75 On-Ramp at SR 56		USN 2006 DSN 2007 Link_Freeway	70	66	66	66	66	66	65	66	66	66	66	67	67
			USN 2007 DSN 2008 Link_Freeway	70	61	61	61	61	61	61	61	61	61	61	62	62
	South of SB I-75 On-Ramp at SR 56	I-275 Diverge	USN 2008 DSN 2009 Link_Freeway	70	66	65	65	66	65	65	65	65	65	65	66	66
	I-275 Diverge	South of I-275 Diverge	USN 2009 DSN 2010 Link_Freeway	70	68	68	68	68	68	68	68	68	68	68	68	68
			USN 2010 DSN 2011 Link_Freeway	70	66	67	66	67	67	66	66	66	66	66	67	67
	South of I-275 Diverge		USN 2011 DSN 2012 Link_Freeway	70	66	66	66	67	66	66	66	66	66	66	67	67
			USN 2012 DSN 2013 Link_Freeway	70	67	67	67	67	67	67	67	67	67	67	67	68
			USN 2013 DSN 2014 Link_Freeway	70	67	67	67	67	67	67	67	67	67	67	67	67

DocuSign Envelope ID: 00F7F873-2213-453E-A7D6-7A719BA1E281

I.2

Intersection Analysis Results

DocuSign Envelope ID: 00F7F873-2213-453E-A7D6-7A719BA1E281

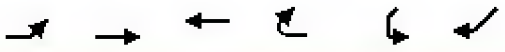

Lane Group	EBL	EBT	WBT	WBR	SWL	SWR
Lane Configurations			↑↑↑↑			↱
Traffic Volume (vph)	0	0	3177	0	0	430
Future Volume (vph)	0	0	3177	0	0	430
Ideal Flow (vphpl)	1950	1950	1950	1950	1950	1950
Right Turn on Red				Yes		Yes
Link Speed (mph)		35	35		35	
Link Distance (ft)		1327	317		935	
Travel Time (s)		25.9	6.2		18.2	
Peak Hour Factor	0.95	0.95	0.95	0.95	0.95	0.95
Shared Lane Traffic (%)						
Lane Group Flow (vph)	0	0	3344	0	0	453
v/c Ratio			0.51			0.63
Control Delay			4.0			44.4
Queue Delay			0.0			0.0
Total Delay			4.0			44.4
Queue Length 50th (ft)			547			422
Queue Length 95th (ft)			m0			557
Internal Link Dist (ft)		1247	237		855	
Turn Bay Length (ft)						
Base Capacity (vph)			6513			724
Starvation Cap Reductn			0			0
Spillback Cap Reductn			0			0
Storage Cap Reductn			0			0
Reduced v/c Ratio			0.51			0.63

Intersection Summary	
Area Type:	Other

m Volume for 95th percentile queue is metered by upstream signal.

DocuSign Envelope ID: 00F7F873-2213-453E-A7D6-7A719BA1E281

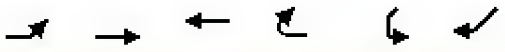

Movement	EBL	EBT	WBT	WBR	SWL	SWR
Lane Configurations			↑↑↑↑			↱
Traffic Volume (vph)	0	0	3177	0	0	430
Future Volume (vph)	0	0	3177	0	0	430
Ideal Flow (vphpl)	1950	1950	1950	1950	1950	1950
Total Lost time (s)			4.0			7.7
Lane Util. Factor			0.86			1.00
Frt			1.00			0.86
Flt Protected			1.00			1.00
Satd. Flow (prot)			6513			1638
Flt Permitted			1.00			1.00
Satd. Flow (perm)			6513			1638
Peak-hour factor, PHF	0.95	0.95	0.95	0.95	0.95	0.95
Adj. Flow (vph)	0	0	3344	0	0	453
RTOR Reduction (vph)	0	0	0	0	0	35
Lane Group Flow (vph)	0	0	3344	0	0	418
Turn Type			NA			Prot
Protected Phases			Free!			4!
Permitted Phases						
Actuated Green, G (s)			205.0			86.3
Effective Green, g (s)			205.0			86.3
Actuated g/C Ratio			1.00			0.42
Clearance Time (s)						7.7
Lane Grp Cap (vph)			6513			689
v/s Ratio Prot			0.51			c0.26
v/s Ratio Perm						
v/c Ratio			0.51			0.61
Uniform Delay, d1			0.0			46.2
Progression Factor			1.00			1.00
Incremental Delay, d2			0.0			3.9
Delay (s)			0.0			50.1
Level of Service			A			D
Approach Delay (s)		0.0	0.0		50.1	
Approach LOS		A	A		D	

Intersection Summary			
HCM 2000 Control Delay	6.0	HCM 2000 Level of Service	A
HCM 2000 Volume to Capacity ratio	0.59		
Actuated Cycle Length (s)	205.0	Sum of lost time (s)	20.6
Intersection Capacity Utilization	102.8%	ICU Level of Service	G
Analysis Period (min)	15		

! Phase conflict between lane groups.
c Critical Lane Group

DocuSign Envelope ID: 00F7F873-2213-453E-A7D6-7A719BA1E281

Lane Group	EBL	EBT	EBR	WBL	WBT	WBR	NEL	NET	NER	SWL	SWT	SWR
Lane Configurations					↑↑↑↑			↑↑↑				
Traffic Volume (vph)	0	0	0	0	3177	0	0	2177	0	0	0	0
Future Volume (vph)	0	0	0	0	3177	0	0	2177	0	0	0	0
Ideal Flow (vphpl)	1950	1950	1950	1950	1950	1950	1950	1950	1950	1950	1950	1950
Right Turn on Red			Yes			Yes	Yes		Yes			Yes
Link Speed (mph)		35			35			35			35	
Link Distance (ft)		317			448			369			432	
Travel Time (s)		6.2			8.7			7.2			8.4	
Peak Hour Factor	0.95	0.95	0.95	0.95	0.95	0.95	0.95	0.95	0.95	0.95	0.95	0.95
Shared Lane Traffic (%)												
Lane Group Flow (vph)	0	0	0	0	3344	0	0	2292	0	0	0	0
v/c Ratio					1.07			1.05				
Control Delay					83.8			91.2				
Queue Delay					0.0			0.0				
Total Delay					83.8			91.2				
Queue Length 50th (ft)					~1451			~1231				
Queue Length 95th (ft)					#1459			#1301				
Internal Link Dist (ft)		237			368			289			352	
Turn Bay Length (ft)												
Base Capacity (vph)					3123			2175				
Starvation Cap Reductn					0			0				
Spillback Cap Reductn					0			0				
Storage Cap Reductn					0			0				
Reduced v/c Ratio					1.07			1.05				

Intersection Summary

Area Type: Other

~ Volume exceeds capacity, queue is theoretically infinite.
Queue shown is maximum after two cycles.

95th percentile volume exceeds capacity, queue may be longer.
Queue shown is maximum after two cycles.

DocuSign Envelope ID: 00F7F873-2213-453E-A7D6-7A719BA1E281

Movement	EBL	EBT	EBR	WBL	WBT	WBR	NEL	NET	NER	SWL	SWT	SWR
Lane Configurations					↑↑↑↑			↑↑↑				
Traffic Volume (vph)	0	0	0	0	3177	0	0	2177	0	0	0	0
Future Volume (vph)	0	0	0	0	3177	0	0	2177	0	0	0	0
Ideal Flow (vphpl)	1950	1950	1950	1950	1950	1950	1950	1950	1950	1950	1950	1950
Total Lost time (s)					12.7			7.7				
Lane Util. Factor					0.86			0.91				
Frt					1.00			1.00				
Flt Protected					1.00			1.00				
Satd. Flow (prot)					6513			5168				
Flt Permitted					1.00			1.00				
Satd. Flow (perm)					6513			5168				
Peak-hour factor, PHF	0.95	0.95	0.95	0.95	0.95	0.95	0.95	0.95	0.95	0.95	0.95	0.95
Adj. Flow (vph)	0	0	0	0	3344	0	0	2292	0	0	0	0
RTOR Reduction (vph)	0	0	0	0	0	0	0	0	0	0	0	0
Lane Group Flow (vph)	0	0	0	0	3344	0	0	2292	0	0	0	0
Turn Type					NA			NA				
Protected Phases					2 5			4				
Permitted Phases												
Actuated Green, G (s)					98.3			86.3				
Effective Green, g (s)					98.3			86.3				
Actuated g/C Ratio					0.48			0.42				
Clearance Time (s)								7.7				
Lane Grp Cap (vph)					3123			2175				
v/s Ratio Prot					c0.51			c0.44				
v/s Ratio Perm												
v/c Ratio					1.07			1.05				
Uniform Delay, d1					53.4			59.4				
Progression Factor					0.92			1.00				
Incremental Delay, d2					37.4			35.3				
Delay (s)					86.6			94.7				
Level of Service					F			F				
Approach Delay (s)		0.0			86.6			94.7			0.0	
Approach LOS		A			F			F			A	

Intersection Summary			
HCM 2000 Control Delay	89.9	HCM 2000 Level of Service	F
HCM 2000 Volume to Capacity ratio	1.06		
Actuated Cycle Length (s)	205.0	Sum of lost time (s)	20.6
Intersection Capacity Utilization	102.8%	ICU Level of Service	G
Analysis Period (min)	15		
c Critical Lane Group			

DocuSign Envelope ID: 00F7F873-2213-453E-A7D6-7A719BA1E281

Lane Group	EBL	EBT	WBT	WBR	SEL	SER
Lane Configurations						
Traffic Volume (vph)	0	2177	0	0	334	0
Future Volume (vph)	0	2177	0	0	334	0
Ideal Flow (vphpl)	1950	1950	1950	1950	1950	1950
Right Turn on Red				Yes	No	Yes
Link Speed (mph)		35	35		35	
Link Distance (ft)		432	572		380	
Travel Time (s)		8.4	11.1		7.4	
Peak Hour Factor	0.95	0.95	0.95	0.95	0.95	0.95
Shared Lane Traffic (%)						
Lane Group Flow (vph)	0	2292	0	0	352	0
v/c Ratio		0.44			0.42	
Control Delay		3.1			38.6	
Queue Delay		0.0			0.0	
Total Delay		3.1			38.6	
Queue Length 50th (ft)		60			316	
Queue Length 95th (ft)		m0			412	
Internal Link Dist (ft)		352	492		300	
Turn Bay Length (ft)						
Base Capacity (vph)		5168			834	
Starvation Cap Reductn		0			0	
Spillback Cap Reductn		0			0	
Storage Cap Reductn		0			0	
Reduced v/c Ratio		0.44			0.42	

Intersection Summary	
Area Type:	Other

m Volume for 95th percentile queue is metered by upstream signal.

DocuSign Envelope ID: 00F7F873-2213-453E-A7D6-7A719BA1E281

Movement	EBL	EBT	WBT	WBR	SEL	SER
Lane Configurations		↑↑↑			↰	
Traffic Volume (vph)	0	2177	0	0	334	0
Future Volume (vph)	0	2177	0	0	334	0
Ideal Flow (vphpl)	1950	1950	1950	1950	1950	1950
Total Lost time (s)		4.0			6.9	
Lane Util. Factor		0.91			1.00	
Frt		1.00			1.00	
Flt Protected		1.00			0.95	
Satd. Flow (prot)		5168			1799	
Flt Permitted		1.00			0.95	
Satd. Flow (perm)		5168			1799	
Peak-hour factor, PHF	0.95	0.95	0.95	0.95	0.95	0.95
Adj. Flow (vph)	0	2292	0	0	352	0
RTOR Reduction (vph)	0	0	0	0	0	0
Lane Group Flow (vph)	0	2292	0	0	352	0
Turn Type		NA			Prot	
Protected Phases		Free!			6!	
Permitted Phases						
Actuated Green, G (s)		205.0			95.1	
Effective Green, g (s)		205.0			95.1	
Actuated g/C Ratio		1.00			0.46	
Clearance Time (s)					6.9	
Lane Grp Cap (vph)		5168			834	
v/s Ratio Prot		0.44			0.20	
v/s Ratio Perm						
v/c Ratio		0.44			0.42	
Uniform Delay, d1		0.0			36.6	
Progression Factor		1.00			1.00	
Incremental Delay, d2		0.0			1.6	
Delay (s)		0.0			38.2	
Level of Service		A			D	
Approach Delay (s)		0.0	0.0		38.2	
Approach LOS		A	A		D	

Intersection Summary			
HCM 2000 Control Delay	5.1	HCM 2000 Level of Service	A
HCM 2000 Volume to Capacity ratio	0.49		
Actuated Cycle Length (s)	205.0	Sum of lost time (s)	20.6
Intersection Capacity Utilization	68.1%	ICU Level of Service	C
Analysis Period (min)	15		

! Phase conflict between lane groups.
c Critical Lane Group

DocuSign Envelope ID: 00F7F873-2213-453E-A7D6-7A719BA1E281

Lane Group	EBT	EBR	WBL	WBT	NWL	NWR
Lane Configurations				6	↰↰↰	
Traffic Volume (vph)	0	0	0	3402	1518	0
Future Volume (vph)	0	0	0	3402	1518	0
Ideal Flow (vphpl)	1950	1950	1950	1950	1950	1950
Right Turn on Red		Yes			No	Yes
Link Speed (mph)	35			35	35	
Link Distance (ft)	609			451	525	
Travel Time (s)	11.9			8.8	10.2	
Peak Hour Factor	0.95	0.95	0.95	0.95	0.95	0.95
Shared Lane Traffic (%)						
Lane Group Flow (vph)	0	0	0	3581	1598	0
v/c Ratio				0.41	0.98	
Control Delay				2.1	85.9	
Queue Delay				0.0	41.3	
Total Delay				2.1	127.2	
Queue Length 50th (ft)				35	764	
Queue Length 95th (ft)				m0	#863	
Internal Link Dist (ft)	529			371	445	
Turn Bay Length (ft)						
Base Capacity (vph)				8633	1630	
Starvation Cap Reductn				0	0	
Spillback Cap Reductn				843	495	
Storage Cap Reductn				0	0	
Reduced v/c Ratio				0.46	1.41	

Intersection Summary

Area Type: Other

95th percentile volume exceeds capacity, queue may be longer.
Queue shown is maximum after two cycles.

m Volume for 95th percentile queue is metered by upstream signal.

DocuSign Envelope ID: 00F7F873-2213-453E-A7D6-7A719BA1E281

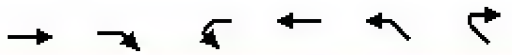

Movement	EBT	EBR	WBL	WBT	NWL	NWR
Lane Configurations				6	↰↰↰	
Traffic Volume (vph)	0	0	0	3402	1518	0
Future Volume (vph)	0	0	0	3402	1518	0
Ideal Flow (vphpl)	1950	1950	1950	1950	1950	1950
Total Lost time (s)				4.0	8.1	
Lane Util. Factor				0.76	0.94	
Frt				1.00	1.00	
Flt Protected				1.00	0.95	
Satd. Flow (prot)				8633	5072	
Flt Permitted				1.00	0.95	
Satd. Flow (perm)				8633	5072	
Peak-hour factor, PHF	0.95	0.95	0.95	0.95	0.95	0.95
Adj. Flow (vph)	0	0	0	3581	1598	0
RTOR Reduction (vph)	0	0	0	0	0	0
Lane Group Flow (vph)	0	0	0	3581	1598	0
Turn Type				NA	Prot	
Protected Phases				Free!	2!	
Permitted Phases						
Actuated Green, G (s)				205.0	65.9	
Effective Green, g (s)				205.0	65.9	
Actuated g/C Ratio				1.00	0.32	
Clearance Time (s)					8.1	
Lane Grp Cap (vph)				8633	1630	
v/s Ratio Prot				0.41	c0.32	
v/s Ratio Perm						
v/c Ratio				0.41	0.98	
Uniform Delay, d1				0.0	68.9	
Progression Factor				1.00	1.00	
Incremental Delay, d2				0.0	18.1	
Delay (s)				0.0	87.0	
Level of Service				A	F	
Approach Delay (s)	0.0			0.0	87.0	
Approach LOS	A			A	F	

Intersection Summary			
HCM 2000 Control Delay	26.9	HCM 2000 Level of Service	C
HCM 2000 Volume to Capacity ratio	0.67		
Actuated Cycle Length (s)	205.0	Sum of lost time (s)	27.9
Intersection Capacity Utilization	70.2%	ICU Level of Service	C
Analysis Period (min)	15		

! Phase conflict between lane groups.
c Critical Lane Group

DocuSign Envelope ID: 00F7F873-2213-453E-A7D6-7A719BA1E281

Lane Group	EBL	EBT	EBR	WBL	WBT	WBR	SEL	SET	SER	NWL	NWT	NWR
Lane Configurations												
Traffic Volume (vph)	0	0	0	0	3402	0	0	2086	0	0	0	0
Future Volume (vph)	0	0	0	0	3402	0	0	2086	0	0	0	0
Ideal Flow (vphpl)	1950	1950	1950	1950	1950	1950	1950	1950	1950	1950	1950	1950
Right Turn on Red			Yes	Yes		Yes			Yes			Yes
Link Speed (mph)		35			35			35			35	
Link Distance (ft)		451			419			555			180	
Travel Time (s)		8.8			8.2			10.8			3.5	
Peak Hour Factor	0.95	0.95	0.95	0.95	0.95	0.95	0.95	0.95	0.95	0.95	0.95	0.95
Shared Lane Traffic (%)												
Lane Group Flow (vph)	0	0	0	0	3581	0	0	2196	0	0	0	0
v/c Ratio					1.03			0.91				
Control Delay					84.0			47.1				
Queue Delay					0.0			0.0				
Total Delay					84.0			47.1				
Queue Length 50th (ft)					~1132			1134				
Queue Length 95th (ft)					#1141			1170				
Internal Link Dist (ft)		371			339			475			100	
Turn Bay Length (ft)												
Base Capacity (vph)					3461			2420				
Starvation Cap Reductn					0			0				
Spillback Cap Reductn					0			0				
Storage Cap Reductn					0			0				
Reduced v/c Ratio					1.03			0.91				

Intersection Summary

Area Type: Other

~ Volume exceeds capacity, queue is theoretically infinite.
Queue shown is maximum after two cycles.

95th percentile volume exceeds capacity, queue may be longer.
Queue shown is maximum after two cycles.

DocuSign Envelope ID: 00F7F873-2213-453E-A7D6-7A719BA1E281

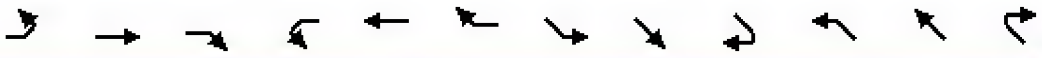

Movement	EBL	EBT	EBR	WBL	WBT	WBR	SEL	SET	SER	NWL	NWT	NWR
Lane Configurations					6			↑↑↑				
Traffic Volume (vph)	0	0	0	0	3402	0	0	2086	0	0	0	0
Future Volume (vph)	0	0	0	0	3402	0	0	2086	0	0	0	0
Ideal Flow (vphpl)	1950	1950	1950	1950	1950	1950	1950	1950	1950	1950	1950	1950
Total Lost time (s)					7.8			6.0				
Lane Util. Factor					0.76			0.91				
Frt					1.00			1.00				
Flt Protected					1.00			1.00				
Satd. Flow (prot)					8633			5168				
Flt Permitted					1.00			1.00				
Satd. Flow (perm)					8633			5168				
Peak-hour factor, PHF	0.95	0.95	0.95	0.95	0.95	0.95	0.95	0.95	0.95	0.95	0.95	0.95
Adj. Flow (vph)	0	0	0	0	3581	0	0	2196	0	0	0	0
RTOR Reduction (vph)	0	0	0	0	0	0	0	0	0	0	0	0
Lane Group Flow (vph)	0	0	0	0	3581	0	0	2196	0	0	0	0
Turn Type					NA			NA				
Protected Phases					4			1 6				
Permitted Phases												
Actuated Green, G (s)					82.2			88.5				
Effective Green, g (s)					82.2			88.5				
Actuated g/C Ratio					0.40			0.43				
Clearance Time (s)					7.8							
Lane Grp Cap (vph)					3461			2231				
v/s Ratio Prot					c0.41			c0.42				
v/s Ratio Perm												
v/c Ratio					1.03			0.98				
Uniform Delay, d1					61.4			57.6				
Progression Factor					1.00			0.81				
Incremental Delay, d2					25.2			14.9				
Delay (s)					86.6			61.8				
Level of Service					F			E				
Approach Delay (s)		0.0			86.6			61.8			0.0	
Approach LOS		A			F			E			A	

Intersection Summary			
HCM 2000 Control Delay	77.2	HCM 2000 Level of Service	E
HCM 2000 Volume to Capacity ratio	0.97		
Actuated Cycle Length (s)	205.0	Sum of lost time (s)	27.9
Intersection Capacity Utilization	82.8%	ICU Level of Service	E
Analysis Period (min)	15		
c Critical Lane Group			

DocuSign Envelope ID: 00F7F873-2213-453E-A7D6-7A719BA1E281

Lane Group	EBT	EBR	WBL	WBT	NEL	NER
Lane Configurations						
Traffic Volume (vph)	2086	0	0	0	0	819
Future Volume (vph)	2086	0	0	0	0	819
Ideal Flow (vphpl)	1950	1950	1950	1950	1950	1950
Right Turn on Red		Yes				No
Link Speed (mph)	35			35	35	
Link Distance (ft)	180			1057	806	
Travel Time (s)	3.5			20.6	15.7	
Peak Hour Factor	0.95	0.95	0.95	0.95	0.95	0.95
Shared Lane Traffic (%)						
Lane Group Flow (vph)	2196	0	0	0	0	862
v/c Ratio	0.42					0.64
Control Delay	0.2					43.7
Queue Delay	0.0					0.0
Total Delay	0.2					43.7
Queue Length 50th (ft)	0					498
Queue Length 95th (ft)	0					582
Internal Link Dist (ft)	100			977	726	
Turn Bay Length (ft)						
Base Capacity (vph)	5168					1340
Starvation Cap Reductn	0					0
Spillback Cap Reductn	0					0
Storage Cap Reductn	0					0
Reduced v/c Ratio	0.42					0.64

Intersection Summary	
Area Type:	Other

DocuSign Envelope ID: 00F7F873-2213-453E-A7D6-7A719BA1E281

Movement	EBT	EBR	WBL	WBT	NEL	NER
Lane Configurations						
Traffic Volume (vph)	2086	0	0	0	0	819
Future Volume (vph)	2086	0	0	0	0	819
Ideal Flow (vphpl)	1950	1950	1950	1950	1950	1950
Total Lost time (s)	4.0					6.0
Lane Util. Factor	0.91					0.88
Frt	1.00					0.85
Flt Protected	1.00					1.00
Satd. Flow (prot)	5168					2832
Flt Permitted	1.00					1.00
Satd. Flow (perm)	5168					2832
Peak-hour factor, PHF	0.95	0.95	0.95	0.95	0.95	0.95
Adj. Flow (vph)	2196	0	0	0	0	862
RTOR Reduction (vph)	0	0	0	0	0	0
Lane Group Flow (vph)	2196	0	0	0	0	862
Turn Type	NA					custom
Protected Phases	Free!					3 8!
Permitted Phases						
Actuated Green, G (s)	205.0					97.0
Effective Green, g (s)	205.0					97.0
Actuated g/C Ratio	1.00					0.47
Clearance Time (s)						
Lane Grp Cap (vph)	5168					1340
v/s Ratio Prot	0.42					c0.30
v/s Ratio Perm						
v/c Ratio	0.42					0.64
Uniform Delay, d1	0.0					40.9
Progression Factor	1.00					1.00
Incremental Delay, d2	0.1					2.4
Delay (s)	0.1					43.3
Level of Service	A					D
Approach Delay (s)	0.1			0.0	43.3	
Approach LOS	A			A	D	

Intersection Summary			
HCM 2000 Control Delay	12.3	HCM 2000 Level of Service	B
HCM 2000 Volume to Capacity ratio	0.60		
Actuated Cycle Length (s)	205.0	Sum of lost time (s)	27.9
Intersection Capacity Utilization	82.8%	ICU Level of Service	E
Analysis Period (min)	15		

! Phase conflict between lane groups.
c Critical Lane Group

DocuSign Envelope ID: 00F7F873-2213-453E-A7D6-7A719BA1E281

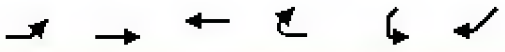

Lane Group	EBL	EBT	WBT	WBR	SWL	SWR
Lane Configurations			↑↑↑↑			↱
Traffic Volume (vph)	0	0	3823	0	0	425
Future Volume (vph)	0	0	3823	0	0	425
Ideal Flow (vphpl)	1950	1950	1950	1950	1950	1950
Right Turn on Red				Yes		Yes
Link Speed (mph)		35	35		35	
Link Distance (ft)		1327	317		935	
Travel Time (s)		25.9	6.2		18.2	
Peak Hour Factor	0.95	0.95	0.95	0.95	0.95	0.95
Shared Lane Traffic (%)						
Lane Group Flow (vph)	0	0	4024	0	0	447
v/c Ratio			0.62			0.68
Control Delay			10.2			46.1
Queue Delay			0.0			0.0
Total Delay			10.2			46.1
Queue Length 50th (ft)			718			387
Queue Length 95th (ft)			m0			526
Internal Link Dist (ft)		1247	237		855	
Turn Bay Length (ft)						
Base Capacity (vph)			6513			658
Starvation Cap Reductn			0			0
Spillback Cap Reductn			0			0
Storage Cap Reductn			0			0
Reduced v/c Ratio			0.62			0.68

Intersection Summary	
Area Type:	Other

m Volume for 95th percentile queue is metered by upstream signal.

DocuSign Envelope ID: 00F7F873-2213-453E-A7D6-7A719BA1E281

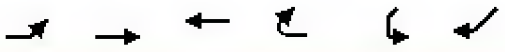

Movement	EBL	EBT	WBT	WBR	SWL	SWR
Lane Configurations			↑↑↑↑			↱
Traffic Volume (vph)	0	0	3823	0	0	425
Future Volume (vph)	0	0	3823	0	0	425
Ideal Flow (vphpl)	1950	1950	1950	1950	1950	1950
Total Lost time (s)			4.0			7.7
Lane Util. Factor			0.86			1.00
Frt			1.00			0.86
Flt Protected			1.00			1.00
Satd. Flow (prot)			6513			1638
Flt Permitted			1.00			1.00
Satd. Flow (perm)			6513			1638
Peak-hour factor, PHF	0.95	0.95	0.95	0.95	0.95	0.95
Adj. Flow (vph)	0	0	4024	0	0	447
RTOR Reduction (vph)	0	0	0	0	0	37
Lane Group Flow (vph)	0	0	4024	0	0	410
Turn Type			NA			Prot
Protected Phases			Free!			4!
Permitted Phases						
Actuated Green, G (s)			180.0			68.3
Effective Green, g (s)			180.0			68.3
Actuated g/C Ratio			1.00			0.38
Clearance Time (s)						7.7
Lane Grp Cap (vph)			6513			621
v/s Ratio Prot			0.62			0.25
v/s Ratio Perm						
v/c Ratio			0.62			0.66
Uniform Delay, d1			0.0			46.2
Progression Factor			1.00			1.00
Incremental Delay, d2			0.0			5.4
Delay (s)			0.0			51.7
Level of Service			A			D
Approach Delay (s)		0.0	0.0		51.7	
Approach LOS		A	A		D	

Intersection Summary			
HCM 2000 Control Delay	5.2	HCM 2000 Level of Service	A
HCM 2000 Volume to Capacity ratio	0.70		
Actuated Cycle Length (s)	180.0	Sum of lost time (s)	20.6
Intersection Capacity Utilization	110.3%	ICU Level of Service	H
Analysis Period (min)	15		

! Phase conflict between lane groups.
c Critical Lane Group

DocuSign Envelope ID: 00F7F873-2213-453E-A7D6-7A719BA1E281

Lane Group	EBL	EBT	EBR	WBL	WBT	WBR	NEL	NET	NER	SWL	SWT	SWR
Lane Configurations					↑↑↑↑			↑↑↑				
Traffic Volume (vph)	0	0	0	0	3823	0	0	2089	0	0	0	0
Future Volume (vph)	0	0	0	0	3823	0	0	2089	0	0	0	0
Ideal Flow (vphpl)	1950	1950	1950	1950	1950	1950	1950	1950	1950	1950	1950	1950
Right Turn on Red			Yes			Yes	Yes		Yes			Yes
Link Speed (mph)		35			35			35			35	
Link Distance (ft)		317			448			369			432	
Travel Time (s)		6.2			8.7			7.2			8.4	
Peak Hour Factor	0.95	0.95	0.95	0.95	0.95	0.95	0.95	0.95	0.95	0.95	0.95	0.95
Shared Lane Traffic (%)												
Lane Group Flow (vph)	0	0	0	0	4024	0	0	2199	0	0	0	0
v/c Ratio					1.22			1.12				
Control Delay					133.8			112.4				
Queue Delay					0.0			0.0				
Total Delay					133.8			112.4				
Queue Length 50th (ft)					~1681			~1091				
Queue Length 95th (ft)					m#1522			#1172				
Internal Link Dist (ft)		237			368			289			352	
Turn Bay Length (ft)												
Base Capacity (vph)					3303			1960				
Starvation Cap Reductn					0			0				
Spillback Cap Reductn					0			0				
Storage Cap Reductn					0			0				
Reduced v/c Ratio					1.22			1.12				

Intersection Summary

Area Type: Other

~ Volume exceeds capacity, queue is theoretically infinite.
Queue shown is maximum after two cycles.

95th percentile volume exceeds capacity, queue may be longer.
Queue shown is maximum after two cycles.

m Volume for 95th percentile queue is metered by upstream signal.

DocuSign Envelope ID: 00F7F873-2213-453E-A7D6-7A719BA1E281

Movement	EBL	EBT	EBR	WBL	WBT	WBR	NEL	NET	NER	SWL	SWT	SWR
Lane Configurations					↑↑↑↑			↑↑↑				
Traffic Volume (vph)	0	0	0	0	3823	0	0	2089	0	0	0	0
Future Volume (vph)	0	0	0	0	3823	0	0	2089	0	0	0	0
Ideal Flow (vphpl)	1950	1950	1950	1950	1950	1950	1950	1950	1950	1950	1950	1950
Total Lost time (s)					12.7			7.7				
Lane Util. Factor					0.86			0.91				
Frt					1.00			1.00				
Flt Protected					1.00			1.00				
Satd. Flow (prot)					6513			5168				
Flt Permitted					1.00			1.00				
Satd. Flow (perm)					6513			5168				
Peak-hour factor, PHF	0.95	0.95	0.95	0.95	0.95	0.95	0.95	0.95	0.95	0.95	0.95	0.95
Adj. Flow (vph)	0	0	0	0	4024	0	0	2199	0	0	0	0
RTOR Reduction (vph)	0	0	0	0	0	0	0	0	0	0	0	0
Lane Group Flow (vph)	0	0	0	0	4024	0	0	2199	0	0	0	0
Turn Type					NA			NA				
Protected Phases					2 5			4				
Permitted Phases												
Actuated Green, G (s)					91.3			68.3				
Effective Green, g (s)					91.3			68.3				
Actuated g/C Ratio					0.51			0.38				
Clearance Time (s)								7.7				
Lane Grp Cap (vph)					3303			1960				
v/s Ratio Prot					c0.62			c0.43				
v/s Ratio Perm												
v/c Ratio					1.22			1.12				
Uniform Delay, d1					44.4			55.9				
Progression Factor					0.83			1.00				
Incremental Delay, d2					100.2			62.3				
Delay (s)					137.0			118.2				
Level of Service					F			F				
Approach Delay (s)		0.0			137.0			118.2			0.0	
Approach LOS		A			F			F			A	

Intersection Summary			
HCM 2000 Control Delay	130.3	HCM 2000 Level of Service	F
HCM 2000 Volume to Capacity ratio	1.18		
Actuated Cycle Length (s)	180.0	Sum of lost time (s)	20.6
Intersection Capacity Utilization	110.3%	ICU Level of Service	H
Analysis Period (min)	15		
c Critical Lane Group			

DocuSign Envelope ID: 00F7F873-2213-453E-A7D6-7A719BA1E281

Lane Group	EBL	EBT	WBT	WBR	SEL	SER
Lane Configurations						
Traffic Volume (vph)	0	2089	0	0	195	0
Future Volume (vph)	0	2089	0	0	195	0
Ideal Flow (vphpl)	1950	1950	1950	1950	1950	1950
Right Turn on Red				Yes	No	Yes
Link Speed (mph)		35	35		35	
Link Distance (ft)		432	572		380	
Travel Time (s)		8.4	11.1		7.4	
Peak Hour Factor	0.95	0.95	0.95	0.95	0.95	0.95
Shared Lane Traffic (%)						
Lane Group Flow (vph)	0	2199	0	0	205	0
v/c Ratio		0.43			0.23	
Control Delay		4.5			27.4	
Queue Delay		0.0			0.0	
Total Delay		4.5			27.4	
Queue Length 50th (ft)		109			138	
Queue Length 95th (ft)		m0			197	
Internal Link Dist (ft)		352	492		300	
Turn Bay Length (ft)						
Base Capacity (vph)		5168			880	
Starvation Cap Reductn		0			0	
Spillback Cap Reductn		0			0	
Storage Cap Reductn		0			0	
Reduced v/c Ratio		0.43			0.23	

Intersection Summary	
Area Type:	Other

m Volume for 95th percentile queue is metered by upstream signal.

DocuSign Envelope ID: 00F7F873-2213-453E-A7D6-7A719BA1E281

Movement	EBL	EBT	WBT	WBR	SEL	SER
Lane Configurations		↑↑↑			↰	
Traffic Volume (vph)	0	2089	0	0	195	0
Future Volume (vph)	0	2089	0	0	195	0
Ideal Flow (vphpl)	1950	1950	1950	1950	1950	1950
Total Lost time (s)		4.0			6.9	
Lane Util. Factor		0.91			1.00	
Frt		1.00			1.00	
Flt Protected		1.00			0.95	
Satd. Flow (prot)		5168			1799	
Flt Permitted		1.00			0.95	
Satd. Flow (perm)		5168			1799	
Peak-hour factor, PHF	0.95	0.95	0.95	0.95	0.95	0.95
Adj. Flow (vph)	0	2199	0	0	205	0
RTOR Reduction (vph)	0	0	0	0	0	0
Lane Group Flow (vph)	0	2199	0	0	205	0
Turn Type		NA			Prot	
Protected Phases		Free!			6!	
Permitted Phases						
Actuated Green, G (s)		180.0			88.1	
Effective Green, g (s)		180.0			88.1	
Actuated g/C Ratio		1.00			0.49	
Clearance Time (s)					6.9	
Lane Grp Cap (vph)		5168			880	
v/s Ratio Prot		0.43			0.11	
v/s Ratio Perm						
v/c Ratio		0.43			0.23	
Uniform Delay, d1		0.0			26.5	
Progression Factor		1.00			1.00	
Incremental Delay, d2		0.0			0.6	
Delay (s)		0.0			27.1	
Level of Service		A			C	
Approach Delay (s)		0.0	0.0		27.1	
Approach LOS		A	A		C	

Intersection Summary			
HCM 2000 Control Delay	2.3	HCM 2000 Level of Service	A
HCM 2000 Volume to Capacity ratio	0.48		
Actuated Cycle Length (s)	180.0	Sum of lost time (s)	20.6
Intersection Capacity Utilization	65.1%	ICU Level of Service	C
Analysis Period (min)	15		

! Phase conflict between lane groups.
c Critical Lane Group

DocuSign Envelope ID: 00F7F873-2213-453E-A7D6-7A719BA1E281

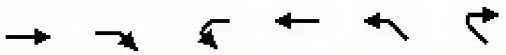

Lane Group	EBT	EBR	WBL	WBT	NWL	NWR
Lane Configurations				6	↰↰↰	
Traffic Volume (vph)	0	0	0	2571	2071	0
Future Volume (vph)	0	0	0	2571	2071	0
Ideal Flow (vphpl)	1950	1950	1950	1950	1950	1950
Right Turn on Red		Yes			No	Yes
Link Speed (mph)	35			35	35	
Link Distance (ft)	609			451	525	
Travel Time (s)	11.9			8.8	10.2	
Peak Hour Factor	0.95	0.95	0.95	0.95	0.95	0.95
Shared Lane Traffic (%)						
Lane Group Flow (vph)	0	0	0	2706	2180	0
v/c Ratio				0.31	1.12	
Control Delay				3.8	112.7	
Queue Delay				0.0	1.7	
Total Delay				3.8	114.4	
Queue Length 50th (ft)				95	~1048	
Queue Length 95th (ft)				m0	#1127	
Internal Link Dist (ft)	529			371	445	
Turn Bay Length (ft)						
Base Capacity (vph)				8633	1941	
Starvation Cap Reductn				0	0	
Spillback Cap Reductn				1313	771	
Storage Cap Reductn				0	0	
Reduced v/c Ratio				0.37	1.86	

Intersection Summary

Area Type: Other

~ Volume exceeds capacity, queue is theoretically infinite.
Queue shown is maximum after two cycles.

95th percentile volume exceeds capacity, queue may be longer.
Queue shown is maximum after two cycles.

m Volume for 95th percentile queue is metered by upstream signal.

DocuSign Envelope ID: 00F7F873-2213-453E-A7D6-7A719BA1E281

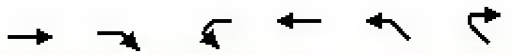

Movement	EBT	EBR	WBL	WBT	NWL	NWR
Lane Configurations				6	↰↰↰	
Traffic Volume (vph)	0	0	0	2571	2071	0
Future Volume (vph)	0	0	0	2571	2071	0
Ideal Flow (vphpl)	1950	1950	1950	1950	1950	1950
Total Lost time (s)				4.0	8.1	
Lane Util. Factor				0.76	0.94	
Frt				1.00	1.00	
Flt Protected				1.00	0.95	
Satd. Flow (prot)				8633	5072	
Flt Permitted				1.00	0.95	
Satd. Flow (perm)				8633	5072	
Peak-hour factor, PHF	0.95	0.95	0.95	0.95	0.95	0.95
Adj. Flow (vph)	0	0	0	2706	2180	0
RTOR Reduction (vph)	0	0	0	0	0	0
Lane Group Flow (vph)	0	0	0	2706	2180	0
Turn Type				NA	Prot	
Protected Phases				Free!	2!	
Permitted Phases						
Actuated Green, G (s)				180.0	68.9	
Effective Green, g (s)				180.0	68.9	
Actuated g/C Ratio				1.00	0.38	
Clearance Time (s)					8.1	
Lane Grp Cap (vph)				8633	1941	
v/s Ratio Prot				0.31	c0.43	
v/s Ratio Perm						
v/c Ratio				0.31	1.12	
Uniform Delay, d1				0.0	55.5	
Progression Factor				1.00	1.00	
Incremental Delay, d2				0.0	62.9	
Delay (s)				0.0	118.4	
Level of Service				A	F	
Approach Delay (s)	0.0			0.0	118.4	
Approach LOS	A			A	F	

Intersection Summary			
HCM 2000 Control Delay	52.8	HCM 2000 Level of Service	D
HCM 2000 Volume to Capacity ratio	0.72		
Actuated Cycle Length (s)	180.0	Sum of lost time (s)	27.9
Intersection Capacity Utilization	72.7%	ICU Level of Service	C
Analysis Period (min)	15		

! Phase conflict between lane groups.
c Critical Lane Group

DocuSign Envelope ID: 00F7F873-2213-453E-A7D6-7A719BA1E281

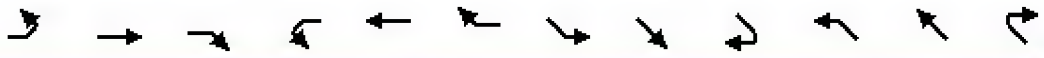

Lane Group	EBL	EBT	EBR	WBL	WBT	WBR	SEL	SET	SER	NWL	NWT	NWR
Lane Configurations												
Traffic Volume (vph)	0	0	0	0	2571	0	0	1854	0	0	0	0
Future Volume (vph)	0	0	0	0	2571	0	0	1854	0	0	0	0
Ideal Flow (vphpl)	1950	1950	1950	1950	1950	1950	1950	1950	1950	1950	1950	1950
Right Turn on Red			Yes	Yes		Yes			Yes			Yes
Link Speed (mph)		35			35			35			35	
Link Distance (ft)		451			419			555			180	
Travel Time (s)		8.8			8.2			10.8			3.5	
Peak Hour Factor	0.95	0.95	0.95	0.95	0.95	0.95	0.95	0.95	0.95	0.95	0.95	0.95
Shared Lane Traffic (%)												
Lane Group Flow (vph)	0	0	0	0	2706	0	0	1952	0	0	0	0
v/c Ratio					1.15			0.81				
Control Delay					128.1			31.7				
Queue Delay					0.0			0.0				
Total Delay					128.1			31.7				
Queue Length 50th (ft)					~818			884				
Queue Length 95th (ft)					#858			928				
Internal Link Dist (ft)		371			339			475			100	
Turn Bay Length (ft)												
Base Capacity (vph)					2359			2411				
Starvation Cap Reductn					0			0				
Spillback Cap Reductn					0			0				
Storage Cap Reductn					0			0				
Reduced v/c Ratio					1.15			0.81				

Intersection Summary

Area Type: Other

~ Volume exceeds capacity, queue is theoretically infinite.
Queue shown is maximum after two cycles.

95th percentile volume exceeds capacity, queue may be longer.
Queue shown is maximum after two cycles.

DocuSign Envelope ID: 00F7F873-2213-453E-A7D6-7A719BA1E281

Movement	EBL	EBT	EBR	WBL	WBT	WBR	SEL	SET	SER	NWL	NWT	NWR
Lane Configurations					6			↑↑↑				
Traffic Volume (vph)	0	0	0	0	2571	0	0	1854	0	0	0	0
Future Volume (vph)	0	0	0	0	2571	0	0	1854	0	0	0	0
Ideal Flow (vphpl)	1950	1950	1950	1950	1950	1950	1950	1950	1950	1950	1950	1950
Total Lost time (s)					7.8			6.0				
Lane Util. Factor					0.76			0.91				
Frt					1.00			1.00				
Flt Protected					1.00			1.00				
Satd. Flow (prot)					8633			5168				
Flt Permitted					1.00			1.00				
Satd. Flow (perm)					8633			5168				
Peak-hour factor, PHF	0.95	0.95	0.95	0.95	0.95	0.95	0.95	0.95	0.95	0.95	0.95	0.95
Adj. Flow (vph)	0	0	0	0	2706	0	0	1952	0	0	0	0
RTOR Reduction (vph)	0	0	0	0	0	0	0	0	0	0	0	0
Lane Group Flow (vph)	0	0	0	0	2706	0	0	1952	0	0	0	0
Turn Type					NA			NA				
Protected Phases					4			1 6				
Permitted Phases												
Actuated Green, G (s)					49.2			76.5				
Effective Green, g (s)					49.2			76.5				
Actuated g/C Ratio					0.27			0.42				
Clearance Time (s)					7.8							
Lane Grp Cap (vph)					2359			2196				
v/s Ratio Prot					c0.31			c0.38				
v/s Ratio Perm												
v/c Ratio					1.15			0.89				
Uniform Delay, d1					65.4			47.8				
Progression Factor					1.00			0.70				
Incremental Delay, d2					71.7			5.5				
Delay (s)					137.1			38.8				
Level of Service					F			D				
Approach Delay (s)		0.0			137.1			38.8			0.0	
Approach LOS		A			F			D			A	

Intersection Summary			
HCM 2000 Control Delay	95.9	HCM 2000 Level of Service	F
HCM 2000 Volume to Capacity ratio	0.82		
Actuated Cycle Length (s)	180.0	Sum of lost time (s)	27.9
Intersection Capacity Utilization	70.6%	ICU Level of Service	C
Analysis Period (min)	15		
c Critical Lane Group			

DocuSign Envelope ID: 00F7F873-2213-453E-A7D6-7A719BA1E281

Lane Group	EBT	EBR	WBL	WBT	NEL	NER
Lane Configurations						
Traffic Volume (vph)	1854	0	0	0	0	1743
Future Volume (vph)	1854	0	0	0	0	1743
Ideal Flow (vphpl)	1950	1950	1950	1950	1950	1950
Right Turn on Red		Yes				No
Link Speed (mph)	35			35	35	
Link Distance (ft)	180			1057	806	
Travel Time (s)	3.5			20.6	15.7	
Peak Hour Factor	0.95	0.95	0.95	0.95	0.95	0.95
Shared Lane Traffic (%)						
Lane Group Flow (vph)	1952	0	0	0	0	1835
v/c Ratio	0.38					1.39
Control Delay	0.2					216.8
Queue Delay	0.0					0.0
Total Delay	0.2					216.8
Queue Length 50th (ft)	0					~1631
Queue Length 95th (ft)	0					#1770
Internal Link Dist (ft)	100			977	726	
Turn Bay Length (ft)						
Base Capacity (vph)	5168					1321
Starvation Cap Reductn	0					0
Spillback Cap Reductn	0					0
Storage Cap Reductn	0					0
Reduced v/c Ratio	0.38					1.39

Intersection Summary

Area Type: Other

~ Volume exceeds capacity, queue is theoretically infinite.
Queue shown is maximum after two cycles.

95th percentile volume exceeds capacity, queue may be longer.
Queue shown is maximum after two cycles.

DocuSign Envelope ID: 00F7F873-2213-453E-A7D6-7A719BA1E281

Movement	EBT	EBR	WBL	WBT	NEL	NER
Lane Configurations						
Traffic Volume (vph)	1854	0	0	0	0	1743
Future Volume (vph)	1854	0	0	0	0	1743
Ideal Flow (vphpl)	1950	1950	1950	1950	1950	1950
Total Lost time (s)	4.0					6.0
Lane Util. Factor	0.91					0.88
Frt	1.00					0.85
Flt Protected	1.00					1.00
Satd. Flow (prot)	5168					2832
Flt Permitted	1.00					1.00
Satd. Flow (perm)	5168					2832
Peak-hour factor, PHF	0.95	0.95	0.95	0.95	0.95	0.95
Adj. Flow (vph)	1952	0	0	0	0	1835
RTOR Reduction (vph)	0	0	0	0	0	0
Lane Group Flow (vph)	1952	0	0	0	0	1835
Turn Type	NA					custom
Protected Phases	Free!					3 8!
Permitted Phases						
Actuated Green, G (s)	180.0					84.0
Effective Green, g (s)	180.0					84.0
Actuated g/C Ratio	1.00					0.47
Clearance Time (s)						
Lane Grp Cap (vph)	5168					1321
v/s Ratio Prot	0.38					c0.65
v/s Ratio Perm						
v/c Ratio	0.38					1.39
Uniform Delay, d1	0.0					48.0
Progression Factor	1.00					1.00
Incremental Delay, d2	0.1					179.8
Delay (s)	0.1					227.8
Level of Service	A					F
Approach Delay (s)	0.1			0.0	227.8	
Approach LOS	A			A	F	

Intersection Summary			
HCM 2000 Control Delay	110.5	HCM 2000 Level of Service	F
HCM 2000 Volume to Capacity ratio	0.99		
Actuated Cycle Length (s)	180.0	Sum of lost time (s)	27.9
Intersection Capacity Utilization	102.6%	ICU Level of Service	G
Analysis Period (min)	15		

! Phase conflict between lane groups.
c Critical Lane Group

DocuSign Envelope ID: 00F7F873-2213-453E-A7D6-7A719BA1E281

J

Opening Year (2030) CORSIM Results – Build Alternative

DocuSign Envelope ID: 00F7F873-2213-453E-A7D6-7A719BA1E281

Temporal Distribution of CORSIM Network Entry Volumes

Opening Year (2030) AM Peak Period

Entry Volume Location	Period 1 - Pre Peak Hour					Period 2 Peak Hour					Period 3 - Post Peak Hour						
	TP1	TP2	TP3	TP4	Total	TP5	TP6	TP7	TP8	Total	TP9	TP10	TP11	TP12	Total	Three Hour Throughput (veh)	Check
	6:00	6:15	6:30	6:45		7:00	7:15	7:30	7:45		8:00	8:15	8:30	8:45			
I-75 Southbound																	
North of SR 56	5650	5967	6180	6508	95.5%	6879	7001	6125	5444	100.0%	6186	5736	4677	4841	84.2%	279.8%	
	1413	1492	1545	1627	6076	1720	1750	1531	1361	6362	1546	1434	1169	1210	5360	17798	17798
	23.2%	24.5%	25.4%	26.8%	100.0%	27.0%	27.5%	24.1%	21.4%	100.0%	28.9%	26.8%	21.8%	22.6%	100.0%	-	
SR 56																	
Eastbound SR 56 West of I-75	2712	3548	3641	3566	79.3%	3798	4460	4483	4251	100.0%	4071	3902	3670	3206	87.4%	266.6%	
	678	887	910	891	3367	949	1115	1121	1063	4248	1018	976	918	801	3712	11327	11327
	20.1%	26.3%	27.0%	26.5%	100.0%	22.4%	26.2%	26.4%	25.0%	100.0%	27.4%	26.3%	24.7%	21.6%	100.0%	-	
Westbound SR 56 East of I-75	1647	2395	2655	2902	66.7%	3341	4117	3636	3293	100.0%	3142	3163	3177	2875	85.9%	252.6%	
	412	599	664	726	2400	835	1029	909	823	3597	786	791	794	719	3089	9086	9086
	17.2%	24.9%	27.7%	30.2%	100.0%	23.2%	28.6%	25.3%	22.9%	100.0%	25.4%	25.6%	25.7%	23.3%	100.0%	-	
Cross Streets																	
Northbound I-75 to SR 56 Off Ramp	1401	1825	2229	2043	80.2%	2236	2127	2396	2589	100.0%	2178	2172	2351	2467	98.1%	278.3%	
	350	456	557	511	1874	559	532	599	647	2337	544	543	588	617	2292	6503	6503
	18.7%	24.3%	29.7%	27.2%	100.0%	23.9%	22.7%	25.6%	27.7%	100.0%	23.8%	23.7%	25.6%	26.9%	100.0%	-	

Opening Year (2030) PM Peak Period

Entry Volume Location	Period 1 Pre Peak Hour					Period 2 Peak Hour					Period 3 Post Peak Hour						
	TP1	TP2	TP3	TP4	Total	TP5	TP6	TP7	TP8	Total	TP9	TP10	TP11	TP12	Total	Three Hour Throughput (veh)	Check
	3:45	4:00	4:15	4:30		4:45	5:00	5:15	5:30		5:45	6:00	6:15	6:30			
I-75 Southbound																	
North of SR 56	4870	5088	5099	4473	97.2%	5160	5283	4641	5004	100.0%	4998	4741	3865	3758	86.4%	283.7%	
	1217	1272	1275	1118	4882	1290	1321	1160	1251	5022	1250	1185	966	940	4341	14245	14245
	24.9%	26.1%	26.1%	22.9%	100.0%	25.7%	26.3%	23.1%	24.9%	100.0%	28.8%	27.3%	22.3%	21.6%	100.0%	-	
SR 56																	
Eastbound SR 56 West of I-75	3613	3439	3573	3305	96.6%	3037	3417	4177	3797	100.0%	3635	3607	3802	3233	99.0%	295.5%	
	903	860	893	826	3483	759	854	1044	949	3607	909	902	951	808	3569	10659	10659
	25.9%	24.7%	25.7%	23.7%	100.0%	21.1%	23.7%	28.9%	26.3%	100.0%	25.5%	25.3%	26.6%	22.6%	100.0%	-	
Westbound SR 56 East of I-75	2691	2811	2976	2879	97.7%	2924	3134	2758	2804	100.0%	2540	2563	2488	2405	86.0%	283.8%	
	673	703	744	720	2839	731	784	690	701	2905	635	641	622	601	2499	8243	8243
	23.7%	24.8%	26.2%	25.3%	100.0%	25.2%	27.0%	23.7%	24.1%	100.0%	25.4%	25.6%	24.9%	24.1%	100.0%	-	
Cross Streets																	
Northbound I-75 to SR 56 Off Ramp	3593	3381	3982	3761	96.3%	3935	3701	3881	3739	100.0%	3554	3256	3544	2935	87.1%	283.4%	
	898	845	991	940	3674	984	925	970	935	3814	889	814	886	734	3322	10810	10810
	24.4%	23.0%	27.0%	25.6%	100.0%	25.8%	24.3%	25.4%	24.5%	100.0%	26.7%	24.5%	26.7%	22.1%	100.0%	-	

DocuSign Envelope ID: 00F7F873-2213-453E-A7D6-7A719BA1E281

Opening Year (2030) Build - AM Peak Hour

Roadway Segment Measures of Effectiveness (MOEs)

Road	Type of Freeway Facility	Segment Number	Location		Link ID	From Node	To Node	Length (ft)	Hourly Volumes (veh)					Link-Specific MOEs				Segment Average (Weighted)					
			From	To					Volume Input (vph)	Volume Processed (vph)	Difference	Percent Difference	GEH	Speed (mph)	Density (veh/ln-mi)	Density (pc/mi/ln)	LOS	Volume (vph)	Percentage (%)	Speed (mph)	Density (veh/ln-mi)	Density (pcpmpl)	LOS
I-75 (SB)	Basic Freeway Segment	1	North of SR 56 Off Ramp		USN 2000 DSN 2001 Link_Freeway	2000	2001	1,250	6,362	6,375	-13	0.20%	0.2	67.6	24.0	22.4	C	6,375	100%	67.1	23.96	22.4	C
					USN 2001 DSN 2002 Link_Freeway	2001	2002	1,250	6,362	6,375	-13	0.20%	0.2	66.6	23.9	22.4	C						
	Diverge Segment	2	North of SR 56 Off Ramp	SR 56 Off Ramp	USN 2002 DSN 2003 Link_Freeway	2002	2003	1,500	6,362	6,378	-16	0.24%	0.2	64.8	23.8	22.3	C	6,378	100%	64.8	23.83	22.3	C
	Basic Freeway Segment	3	SR 56 Off Ramp	North of I-275 Diverge	USN 2003 DSN 2004 Link_Freeway	2003	2004	1,913	5,598	5,629	-31	0.56%	0.4	66.3	21.2	19.9	C	5,632	101%	66.3	21.24	19.9	C
					USN 2004 DSN 2005 Link_Freeway	2004	2005	1,895	5,598	5,636	-38	0.67%	0.5	66.3	21.2	19.9	C						
	Basic Freeway - Lane Add Segment	4	North of I-275 Diverge		USN 2005 DSN 2006 Link_Freeway	2005	2006	1,505	5,598	5,642	-44	0.78%	0.6	66.9	14.7	13.8	B	5,645	101%	66.7	14.34	13.4	B
					USN 2006 DSN 2007 Link_Freeway	2006	2007	1,401	5,598	5,647	-49	0.87%	0.6	67.0	14.0	13.1	B						
					USN 2007 DSN 2008 Link_Freeway	2007	2008	1,401	5,598	5,647	-49	0.88%	0.7	66.3	14.2	13.3	B						
	Major Diverge Segment	5	North of I-275 Diverge	I-275 Diverge	USN 2008 DSN 2009 Link_Freeway	2008	2009	1,500	5,598	5,657	-59	1.05%	0.8	66.9	14.1	13.2	B	5,657	101%	66.9	14.09	13.2	B
	Basic Freeway - Lane Drop Segment	6	I-275 Diverge	SB CD Merge	USN 2009 DSN 2010 Link_Freeway	2009	2010	1,360	2,648	2,695	-47	1.78%	0.9	68.3	9.9	9.2	A	2,694	102%	67.9	9.93	9.3	A
					USN 2010 DSN 2011 Link_Freeway	2010	2011	1,360	2,648	2,693	-45	1.71%	0.9	67.5	10.0	9.3	A						
	Basic Freeway Segment	7	North of SB CD Merge	SB CD Merge	USN 2011 DSN 2012 Link_Freeway	2011	2012	1,331	2,648	2,697	-49	1.86%	1.0	67.2	13.4	12.5	B	2,697	102%	67.2	13.38	12.5	B
	Merge Segment	8	SB CD Merge	First SB CD Merge Lane	USN 2012 DSN 2013 Link_Freeway	2012	2013	1,500	4,707	4,686	21	-0.45%	0.3	64.4	14.6	13.6	B	4,686	100%	64.4	14.55	13.6	B
	Merge Segment	9	First SB CD Merge Lane	South of Second SB CD Merge Lane	USN 2013 DSN 2014 Link_Freeway	2013	2014	1,500	4,707	4,687	20	-0.42%	0.3	61.4	19.1	17.9	B	4,687	100%	61.4	19.11	17.9	B
	Basic Freeway Segment	10	Sounth of SB CD Merge		USN 2014 DSN 2015 Link_Freeway	2014	2015	2,000	4,707	4,689	18	-0.38%	0.3	65.2	24.0	22.4	C	4,689	100%	65.2	23.97	22.4	C
SB CD	Basic Freeway Segment	8	SR 56 On Ramp	North of I-75/I-275 Diverge	USN 2205 DSN 2206 Link_Freeway	2205	2206	211	3,814	3,682	132	-3.45%	2.2	47.9	25.6	24.0	C	3,676	96%	56.1	21.88	20.4	C
					USN 2206 DSN 2207 Link_Freeway	2206	2207	1,491	3,814	3,679	135	-3.54%	2.2	56.4	21.8	20.4	C						
					USN 2207 DSN 2208 Link_Freeway	2207	2208	1,405	3,814	3,678	136	-3.56%	2.2	56.7	21.6	20.2	C						
					USN 2208 DSN 2209 Link_Freeway	2208	2209	1,392	3,814	3,676	138	-3.63%	2.3	56.6	21.7	20.2	C						
					USN 2209 DSN 2210 Link_Freeway	2209	2210	1,860	3,814	3,671	143	-3.74%	2.3	56.0	21.9	20.5	C						
	Major Diverge Segment	9	North of I-75/I-275 Diverge	I-75/I-275 Diverge	USN 2210 DSN 2211 Link_Freeway	2210	2211	1,500	3,814	3,671	143	-3.74%	2.3	52.4	23.4	21.9	C	3,671	96%	52.4	23.38	21.9	C
I-275 (SB)	Basic Freeway Segment	10	I-75 Diverge to I-275	SB CD and I-275 Merge	USN 2009 DSN 2213 Link_Freeway	2009	2213	1,780	2,950	2,963	-13	0.45%	0.2	67.0	14.7	13.8	B	2,966	101%	67.1	14.74	13.8	B
					USN 2213 DSN 2214 Link_Freeway	2213	2214	1,750	2,950	2,965	-15	0.52%	0.3	67.2	14.7	13.8	B						
					USN 2214 DSN 2016 Link_Freeway	2214	2016	1,810	2,950	2,969	-19	0.65%	0.4	67.1	14.7	13.8	B						
	Merge Segment	11	SB CD and I-275 Merge	South of SB CD and I-275 Merge	USN 2016 DSN 2017 Link_Freeway	2016	2017	750	4,705	4,640	65	-1.38%	0.9	64.3	18.1	16.9	B	4,641	99%	62.6	20.15	18.8	B
					USN 2017 DSN 2018 Link_Freeway	2017	2018	750	4,705	4,642	63	-1.35%	0.9	60.9	22.3	20.8	C						
	Basic Freeway Segment	12	Sounth of SB CD and I-275 Merge		USN 2018 DSN 2019 Link_Freeway	2018	2019	2,000	4,705	4,641	64	-1.36%	0.9	65.5	23.6	22.1	C	4,641	99%	65.5	23.62	22.1	C

DocuSign Envelope ID: 00F7F873-2213-453E-A7D6-7A719BA1E281

Opening Year (2030) Build- AM Peak Hour

Roadway Segment Measures of Effectiveness (MOEs)

Description			Link ID	Free Flow Speed (mph)	Simulated Speed (mph) by Time Period											
On Roadway	Segment				TP1	TP2	TP3	TP4	TP5	TP6	TP7	TP8	TP9	TP10	TP11	TP12
	From	To			6:00 AM	6:15 AM	6:30 AM	6:45 AM	7:00 AM	7:15 AM	7:30 AM	7:45 AM	8:00 AM	8:15 AM	8:30 AM	8:45 AM
Southbound I-75 Mainline	North of SR 56 Off Ramp		USN 2000 DSN 2001 Link_Freeway	70	68.0	67.8	67.7	67.6	67.4	67.3	67.7	68.0	67.7	67.9	68.3	68.3
			USN 2001 DSN 2002 Link_Freeway	70	67.2	67.0	66.8	66.6	66.3	66.0	66.9	67.3	66.8	67.1	67.8	67.8
	North of SR 56 Off Ramp	SR 56 Off Ramp	USN 2002 DSN 2003 Link_Freeway	70	65.6	65.3	65.1	64.7	64.4	64.0	65.0	65.8	65.1	65.5	66.4	66.3
	SR 56 Off Ramp	North of I-275 Diverge	USN 2003 DSN 2004 Link_Freeway	70	66.9	66.6	66.5	66.2	66.0	65.8	66.4	66.9	66.6	66.7	67.4	67.4
			USN 2004 DSN 2005 Link_Freeway	70	66.8	66.6	66.6	66.2	66.1	65.9	66.4	66.9	66.7	66.8	67.3	67.4
	North of I-275 Diverge		USN 2005 DSN 2006 Link_Freeway	70	67.2	67.1	67.0	66.8	66.7	66.5	67.0	67.3	67.2	67.2	67.6	67.7
			USN 2006 DSN 2007 Link_Freeway	70	67.4	67.2	67.1	66.9	66.9	66.6	67.1	67.3	67.3	67.3	67.7	67.8
			USN 2007 DSN 2008 Link_Freeway	70	66.9	66.6	66.3	66.1	65.9	65.7	66.5	66.9	66.6	66.8	67.4	67.5
	North of I-275 Diverge	I-275 Diverge	USN 2008 DSN 2009 Link_Freeway	70	67.4	67.2	67.0	66.8	66.7	66.6	66.8	67.4	67.2	67.3	67.7	67.8
	I-275 Diverge	SB CD Merge	USN 2009 DSN 2010 Link_Freeway	70	68.5	68.4	68.5	68.4	68.2	68.1	68.3	68.5	68.5	68.4	68.5	68.6
			USN 2010 DSN 2011 Link_Freeway	70	67.8	67.7	67.7	67.6	67.4	67.1	67.6	67.8	67.8	67.7	68.0	68.0
	North of SB CD Merge	SB CD Merge	USN 2011 DSN 2012 Link_Freeway	70	67.5	67.4	67.6	67.2	67.1	66.7	67.3	67.5	67.5	67.4	67.8	67.8
	SB CD Merge		USN 2012 DSN 2013 Link_Freeway	70	66.3	65.7	65.5	65.2	64.8	64.2	64.2	64.5	64.9	64.9	65.2	65.5
		Sounth of SB CD Merge	USN 2013 DSN 2014 Link_Freeway	70	66.0	64.9	64.2	64.0	62.5	60.4	60.3	62.6	62.9	63.3	64.3	64.8
	Sounth of SB CD Merge		USN 2014 DSN 2015 Link_Freeway	70	67.0	66.6	66.4	66.1	65.5	64.7	64.9	65.8	65.9	65.8	66.4	66.6
SB CD	SR 56 On Ramp	North of I-75/I-275 Diverge	USN 2205 DSN 2206 Link_Freeway	60	49.8	49.1	48.8	48.7	48.5	47.7	47.7	47.8	48.1	48.4	48.4	48.9
			USN 2206 DSN 2207 Link_Freeway	60	57.7	57.2	57.0	56.8	56.7	56.1	56.2	56.4	56.5	56.7	56.7	56.9
			USN 2207 DSN 2208 Link_Freeway	60	58.2	57.6	57.4	57.1	57.0	56.5	56.6	56.8	56.9	56.9	57.0	57.2
			USN 2208 DSN 2209 Link_Freeway	60	58.1	57.5	57.3	57.0	56.9	56.3	56.6	56.7	56.7	56.8	56.9	57.1
			USN 2209 DSN 2210 Link_Freeway	60	57.9	57.3	57.0	56.7	56.4	55.7	55.8	56.0	56.2	56.4	56.3	56.7
	North of I-75/I-275 Diverge	I-75/I-275 Diverge	USN 2210 DSN 2211 Link_Freeway	60	56.9	55.8	55.1	54.7	53.7	51.7	51.8	52.5	52.8	53.8	52.9	54.2
I-275 (SB)	I-75 Diverge to I-275	SB CD and I-275 Merge	USN 2009 DSN 2213 Link_Freeway	70	67.4	67.2	67.1	67.0	66.9	66.9	66.9	67.3	67.3	67.4	67.7	67.9
			USN 2213 DSN 2214 Link_Freeway	70	67.6	67.4	67.3	67.2	67.1	67.0	67.1	67.4	67.5	67.5	67.9	68.0
			USN 2214 DSN 2016 Link_Freeway	70	67.5	67.4	67.2	67.1	67.0	66.9	67.1	67.4	67.4	67.3	67.8	68.0
	SB CD and I-275 Merge	South of SB CD and I-275 Merge	USN 2016 DSN 2017 Link_Freeway	70	65.6	65.1	64.8	64.7	64.5	64.0	64.1	64.4	64.6	64.6	64.7	64.9
			USN 2017 DSN 2018 Link_Freeway	70	65.4	64.4	63.0	62.8	61.2	59.5	60.3	62.4	62.6	63.1	64.3	65.1
	Sounth of SB CD and I-275 Merge		USN 2018 DSN 2019 Link_Freeway	70	66.7	66.5	66.1	65.8	65.6	65.2	65.4	66.0	66.0	66.1	66.7	66.8

DocuSign Envelope ID: 00F7F873-2213-453E-A7D6-7A719BA1E281

Opening Year (2030) Build - PM Peak Hour

Roadway Segment Measures of Effectiveness (MOEs)

Road	Type of Freeway Facility	Segment Number	Location		Link ID	From Node	To Node	Length (ft)	Hourly Volumes (veh)					Link-Specific MOEs				Segment Average (Weighted)					
			From	To					Volume Input (vph)	Volume Processed (vph)	Difference	Percent Difference	GEH	Speed (mph)	Density (veh/ln-mi)	Density (pcpmpl)	LOS	Volume (vph)	Percentage (%)	Speed (mph)	Density (veh/ln-mi)	Density (pcpmpl)	LOS
I-75 (SB)	Basic Freeway Segment	1	North of SR 56 Off RPMp		USN 2000 DSN 2001 Link_Freeway	2000	2001	1,250	5,022	5,020	2	-0.04%	0.0	68.2	18.7	17.5	B	5,019	100%	68.0	18.61	17.4	B
					USN 2001 DSN 2002 Link_Freeway	2001	2002	1,250	5,022	5,017	5	-0.09%	0.1	67.7	18.5	17.3	B						
	Diverge Segment	2	North of SR 56 Off RPMp	SR 56 Off RPMp	USN 2002 DSN 2003 Link_Freeway	2002	2003	1,500	5,022	5,018	4	-0.08%	0.1	66.2	18.3	17.1	B	5,018	100%	66.2	18.35	17.1	B
	Basic Freeway Segment	3	SR 56 Off RPMp	North of I-275 Diverge	USN 2003 DSN 2004 Link_Freeway	2003	2004	1,913	4,402	4,412	-10	0.22%	0.1	67.2	16.4	15.3	B	4,410	100%	67.2	16.41	15.3	B
					USN 2004 DSN 2005 Link_Freeway	2004	2005	1,895	4,402	4,409	-7	0.16%	0.1	67.2	16.4	15.3	B						
	Basic Freeway - Lane Add Segment	4	North of I-275 Diverge		USN 2005 DSN 2006 Link_Freeway	2005	2006	1,505	4,402	4,408	-6	0.13%	0.1	67.5	11.4	10.7	A	4,404	100%	67.5	11.06	10.3	A
					USN 2006 DSN 2007 Link_Freeway	2006	2007	1,401	4,402	4,405	-3	0.06%	0.0	67.7	10.9	10.1	A						
					USN 2007 DSN 2008 Link_Freeway	2007	2008	1,401	4,402	4,400	2	-0.05%	0.0	67.3	10.9	10.2	A						
	Major Diverge Segment	5	North of I-275 Diverge	I-275 Diverge	USN 2008 DSN 2009 Link_Freeway	2008	2009	1,500	4,402	4,394	8	-0.18%	0.1	67.7	10.8	10.1	B	4,394	100%	67.7	10.82	10.1	B
	Basic Freeway - Lane Drop Segment	6	I-275 Diverge	SB CD Merge	USN 2009 DSN 2010 Link_Freeway	2009	2010	1,360	2,319	2,326	-7	0.31%	0.1	68.4	8.5	8.0	A	2,325	100%	68.0	8.55	8.0	A
					USN 2010 DSN 2011 Link_Freeway	2010	2011	1,360	2,319	2,325	-6	0.25%	0.1	67.7	8.6	8.0	A						
	Basic Freeway Segment	7	North of SB CD Merge	SB CD Merge	USN 2011 DSN 2012 Link_Freeway	2011	2012	1,331	2,319	2,324	-5	0.21%	0.1	67.5	11.5	10.7	A	2,324	100%	67.5	11.48	10.7	A
	Merge Segment	8	SB CD Merge	First SB CD Merge Lane	USN 2012 DSN 2013 Link_Freeway	2012	2013	1,500	3,773	3,756	17	-0.45%	0.3	65.7	11.4	10.7	B	3,756	100%	65.7	11.44	10.7	B
	Merge Segment	9	First SB CD Merge Lane	South of Second SB CD Merge Lane	USN 2013 DSN 2014 Link_Freeway	2013	2014	1,500	3,773	3,758	15	-0.40%	0.2	65.1	14.4	13.5	B	3,758	100%	65.1	14.43	13.5	B
	Basic Freeway Segment	10	Sounth of SB CD Merge		USN 2014 DSN 2015 Link_Freeway	2014	2015	2,000	3,773	3,751	22	-0.59%	0.4	66.6	18.8	17.6	B	3,751	99%	66.6	18.80	17.6	B
SB CD	Basic Freeway Segment	8	SR 56 On RPMp	North of I-75/I-275 Diverge	USN 2205 DSN 2206 Link_Freeway	2205	2206	211	2,337	2,319	18	-0.77%	0.4	49.5	15.6	14.6	B	2,317	99%	57.5	13.44	12.6	B
					USN 2206 DSN 2207 Link_Freeway	2206	2207	1,491	2,337	2,316	21	-0.89%	0.4	57.5	13.4	12.6	B						
					USN 2207 DSN 2208 Link_Freeway	2207	2208	1,405	2,337	2,316	21	-0.90%	0.4	58.0	13.3	12.4	B						
					USN 2208 DSN 2209 Link_Freeway	2208	2209	1,392	2,337	2,316	21	-0.90%	0.4	57.9	13.3	12.5	B						
					USN 2209 DSN 2210 Link_Freeway	2209	2210	1,860	2,337	2,320	17	-0.73%	0.4	57.7	13.4	12.5	B						
	Major Diverge Segment	9	North of I-75/I-275 Diverge	I-75/I-275 Diverge	USN 2210 DSN 2211 Link_Freeway	2210	2211	1,500	2,337	2,319	18	-0.77%	0.4	56.8	13.6	12.7	B	2,319	99%	56.8	13.62	12.7	B
I-275 (SB)	Basic Freeway Segment	10	I-75 Diverge to I-275	SB CD and I-275 Merge	USN 2009 DSN 2213 Link_Freeway	2009	2213	1,780	2,083	2,064	19	-0.90%	0.4	67.9	10.1	9.5	A	2,065	99%	68.0	10.12	9.5	A
					USN 2213 DSN 2214 Link_Freeway	2213	2214	1,750	2,083	2,063	20	-0.96%	0.4	68.1	10.1	9.4	A						
					USN 2214 DSN 2016 Link_Freeway	2214	2016	1,810	2,083	2,067	16	-0.78%	0.4	68.0	10.1	9.5	A						
	Merge Segment	11	SB CD and I-275 Merge	South of SB CD and I-275 Merge	USN 2016 DSN 2017 Link_Freeway	2016	2017	750	2,966	2,942	24	-0.82%	0.4	65.9	11.2	10.4	B	2,941	99%	66.2	12.03	11.2	B
					USN 2017 DSN 2018 Link_Freeway	2017	2018	750	2,966	2,940	26	-0.88%	0.5	66.4	12.9	12.1	B						
	Basic Freeway Segment	12	Sounth of SB CD and I-275 Merge		USN 2018 DSN 2019 Link_Freeway	2018	2019	2,000	2,966	2,938	28	-0.95%	0.5	67.3	14.6	13.6	B	2,938	99%	67.3	14.55	13.6	B

DocuSign Envelope ID: 00F7F873-2213-453E-A7D6-7A719BA1E281

Opening Year (2030) Build- PM Peak Hour

Roadway Segment Measures of Effectiveness (MOEs)

Description			Link ID	Free Flow Speed (mph)	Simulated Speed (mph) by Time Period											
On Roadway	Segment				TP1	TP2	TP3	TP4	TP5	TP6	TP7	TP8	TP9	TP10	TP11	TP12
	From	To			6:00 PM	6:15 PM	6:30 PM	6:45 PM	7:00 PM	7:15 PM	7:30 PM	7:45 PM	8:00 PM	8:15 PM	8:30 PM	8:45 PM
Southbound I-75 Mainline	North of SR 56 Off RPMp		USN 2000 DSN 2001 Link_Freeway	70	68.2	68.2	68.2	68.5	68.1	68.2	68.4	68.2	68.2	68.3	68.6	68.8
			USN 2001 DSN 2002 Link_Freeway	70	67.7	67.7	67.6	68.0	67.5	67.6	67.9	67.7	67.7	67.8	68.3	68.5
	North of SR 56 Off RPMp	SR 56 Off RPMp	USN 2002 DSN 2003 Link_Freeway	70	66.3	66.1	66.1	66.6	66.0	66.1	66.5	66.2	66.2	66.3	67.0	67.2
	SR 56 Off RPMp	North of I-275 Diverge	USN 2003 DSN 2004 Link_Freeway	70	67.3	67.3	67.3	67.6	67.0	67.2	67.5	67.1	67.3	67.4	68.0	68.0
			USN 2004 DSN 2005 Link_Freeway	70	67.3	67.2	67.2	67.6	67.1	67.2	67.5	67.1	67.3	67.4	67.9	68.0
	North of I-275 Diverge		USN 2005 DSN 2006 Link_Freeway	70	67.6	67.6	67.5	67.9	67.4	67.5	67.7	67.4	67.6	67.7	68.1	68.2
			USN 2006 DSN 2007 Link_Freeway	70	67.7	67.7	67.7	68.0	67.5	67.6	67.9	67.6	67.7	67.8	68.2	68.2
			USN 2007 DSN 2008 Link_Freeway	70	67.4	67.3	67.4	67.7	67.2	67.3	67.5	67.3	67.4	67.6	67.9	68.0
	North of I-275 Diverge	I-275 Diverge	USN 2008 DSN 2009 Link_Freeway	70	67.8	67.8	67.8	68.1	67.6	67.6	67.8	67.7	67.7	67.9	68.2	68.2
	I-275 Diverge	SB CD Merge	USN 2009 DSN 2010 Link_Freeway	70	68.5	68.5	68.5	68.7	68.4	68.4	68.4	68.4	68.6	68.5	68.8	68.8
			USN 2010 DSN 2011 Link_Freeway	70	67.8	67.9	67.8	68.1	67.7	67.6	67.8	67.7	68.0	67.9	68.3	68.4
	North of SB CD Merge	SB CD Merge	USN 2011 DSN 2012 Link_Freeway	70	67.5	67.6	67.6	67.8	67.4	67.4	67.6	67.4	67.8	67.7	68.1	68.3
	SB CD Merge		USN 2012 DSN 2013 Link_Freeway	70	65.8	65.8	65.7	65.9	65.9	65.7	65.7	65.6	66.0	65.8	66.0	66.2
		Sounth of SB CD Merge	USN 2013 DSN 2014 Link_Freeway	70	65.3	65.1	64.9	65.4	65.4	65.0	65.3	64.7	65.4	65.6	66.0	66.4
	Sounth of SB CD Merge		USN 2014 DSN 2015 Link_Freeway	70	66.8	66.8	66.6	66.8	66.6	66.5	66.6	66.5	66.8	66.8	67.2	67.4
SB CD	SR 56 On RPMp	North of I-75/I-275 Diverge	USN 2205 DSN 2206 Link_Freeway	60	49.4	49.5	49.3	49.5	49.7	49.5	49.3	49.4	49.3	49.5	49.5	49.6
			USN 2206 DSN 2207 Link_Freeway	60	57.6	57.6	57.5	57.5	57.6	57.5	57.4	57.5	57.5	57.6	57.6	57.7
			USN 2207 DSN 2208 Link_Freeway	60	58.1	58.0	57.9	57.9	58.1	58.0	57.9	58.0	57.9	58.0	58.1	58.1
			USN 2208 DSN 2209 Link_Freeway	60	58.0	58.0	57.8	57.9	58.0	57.9	57.8	57.9	57.9	58.0	58.1	58.1
			USN 2209 DSN 2210 Link_Freeway	60	57.9	57.9	57.6	57.7	57.8	57.6	57.7	57.8	57.8	57.9	57.9	58.1
	North of I-75/I-275 Diverge	I-75/I-275 Diverge	USN 2210 DSN 2211 Link_Freeway	60	56.9	56.8	56.8	56.8	57.0	56.8	56.7	56.8	57.1	56.9	57.1	57.3
I-275 (SB)	I-75 Diverge to I-275	SB CD and I-275 Merge	USN 2009 DSN 2213 Link_Freeway	70	67.9	67.9	68.0	68.2	67.9	67.8	68.0	67.9	67.7	68.0	68.2	68.2
			USN 2213 DSN 2214 Link_Freeway	70	68.2	68.1	68.2	68.3	68.1	68.0	68.2	68.1	67.9	68.2	68.4	68.3
			USN 2214 DSN 2016 Link_Freeway	70	68.1	68.0	68.1	68.3	68.0	67.9	68.2	68.1	67.8	68.1	68.3	68.3
	SB CD and I-275 Merge	South of SB CD and I-275 Merge	USN 2016 DSN 2017 Link_Freeway	70	65.9	66.1	66.0	65.9	66.1	65.9	65.8	65.8	65.9	66.1	65.9	66.1
			USN 2017 DSN 2018 Link_Freeway	70	66.5	66.6	66.5	66.7	66.2	66.4	66.6	66.5	66.4	66.7	67.0	67.2
	Sounth of SB CD and I-275 Merge		USN 2018 DSN 2019 Link_Freeway	70	67.4	67.4	67.4	67.5	67.2	67.3	67.4	67.4	67.2	67.5	67.8	67.7

DocuSign Envelope ID: 00F7F873-2213-453E-A7D6-7A719BA1E281

K

Design Year (2050) Analysis Results – No Build Alternative

DocuSign Envelope ID: 00F7F873-2213-453E-A7D6-7A719BA1E281

K.1

CORSIM Results

DocuSign Envelope ID: 00F7F873-2213-453E-A7D6-7A719BA1E281

Temporal Distribution of CORSIM Network Entry Volumes

Design Year (2050) AM Peak Period

Entry Volume Location	Period 1 - Pre Peak Hour					Period 2 Peak Hour					Period 3 - Post Peak Hour						
	[illegible]	TP2	[illegible]	[illegible]	Total	[illegible]	TP6	[illegible]	[illegible]	Total	[illegible]	TP10	TP11	TP12	Total	Three Hour Throughput (veh)	Check
	6:00	6:15	6:30	6:45		7:00	7:15	7:30	7:45		8:00	8:15	8:30	8:45			
I-75 Southbound																	
North of SR 56	8389	8858	9174	9662	95.5%	10213	10393	9093	8082	100.0%	9183	8515	6944	7188	84.2%	279.8%	
	2097	2215	2294	2415	9021	2553	2598	2273	2020	9445	2296	2129	1736	1797	7957	26423	26423
	23.2%	24.5%	25.4%	26.8%	100.0%	27.0%	27.5%	24.1%	21.4%	100.0%	28.9%	26.8%	21.8%	22.6%	100.0%	-	
SR 56																	
Eastbound SR 56 West of I-75	3518	4603	4724	4626	79.3%	4927	5786	5816	5515	100.0%	5281	5063	4761	4159	87.4%	266.6%	
	880	1151	1181	1156	4368	1232	1446	1454	1379	5511	1320	1266	1190	1040	4816	14695	14695
	20.1%	26.3%	27.0%	26.5%	100.0%	22.4%	26.2%	26.4%	25.0%	100.0%	27.4%	26.3%	24.7%	21.6%	100.0%	-	
Westbound SR 56 East of I-75	2077	3020	3349	3661	66.7%	4215	5193	4587	4154	100.0%	3964	3990	4007	3626	85.9%	252.6%	
	519	755	837	915	3027	1054	1298	1147	1039	4537	991	997	1002	907	3897	11460	11460
	17.2%	24.9%	27.7%	30.2%	100.0%	23.2%	28.6%	25.3%	22.9%	100.0%	25.4%	25.6%	25.7%	23.3%	100.0%	-	
Cross Streets																	
Northbound I-75 to SR 56 Off Ramp	1734	2259	2760	2529	80.2%	2768	2633	2967	3205	100.0%	2696	2685	2911	3054	98.1%	278.3%	
	433	565	690	632	2320	692	658	742	801	2893	674	672	728	764	2837	8051	8051
	18.7%	24.3%	29.7%	27.2%	100.0%	23.9%	22.7%	25.6%	27.7%	100.0%	23.8%	23.7%	25.6%	26.9%	100.0%	-	

Design Year (2050) PM Peak Period

Entry Volume Location	Period 1 Pre Peak Hour					Period 2 Peak Hour					Period 3 Post Peak Hour						
	[illegible]	TP2	[illegible]	[illegible]	Total	[illegible]	TP6	[illegible]	[illegible]	Total	[illegible]	TP10	[illegible]	TP12	Total	Three Hour Throughput (veh)	Check
	3:45	4:00	4:15	4:30		4:45	5:00	5:15	5:30		5:45	6:00	6:15	6:30			
I-75 Southbound																	
North of SR 56	7219	7542	7559	6632	97.2%	7650	7832	6880	7418	100.0%	7410	7029	5729	5572	86.4%	283.7%	
	1805	1886	1890	1658	7238	1912	1958	1720	1855	7445	1852	1757	1432	1393	6435	21118	21118
	24.9%	26.1%	26.1%	22.9%	100.0%	25.7%	26.3%	23.1%	24.9%	100.0%	28.8%	27.3%	22.3%	21.6%	100.0%	-	
SR 56																	
Eastbound SR 56 West of I-75	4715	4489	4684	4314	96.6%	3965	4460	5451	4956	100.0%	4744	4708	4963	4220	99.0%	295.5%	
	1179	1122	1166	1079	4546	991	1115	1363	1239	4708	1186	1177	1241	1055	4659	13913	13913
	25.9%	24.7%	25.7%	23.7%	100.0%	21.1%	23.7%	28.9%	26.3%	100.0%	25.5%	25.3%	26.6%	22.6%	100.0%	-	
Westbound SR 56 East of I-75	3453	3607	3820	3694	97.7%	3752	4022	3540	3598	100.0%	3260	3289	3193	3087	86.0%	283.8%	
	863	902	955	924	3644	938	1006	885	899	3728	815	822	798	772	3207	10579	10579
	23.7%	24.8%	26.2%	25.3%	100.0%	25.2%	27.0%	23.7%	24.1%	100.0%	25.4%	25.6%	24.9%	24.1%	100.0%	-	
Cross Streets																	
Northbound I-75 to SR 56 Off Ramp	4446	4184	4903	4654	96.3%	4870	4580	4802	4628	100.0%	4399	4029	4385	3632	87.1%	283.4%	
	1111	1046	1226	1164	4547	1217	1145	1201	1157	4720	1100	1007	1096	908	4111	13378	13378
	24.4%	23.0%	27.0%	25.6%	100.0%	25.8%	24.3%	25.4%	24.5%	100.0%	26.7%	24.5%	26.7%	22.1%	100.0%	-	

DocuSign Envelope ID: 00F7F873-2213-453E-A7D6-7A719BA1E281

Design Year (2050) No Build - AM Peak Hour

Roadway Segment Measures of Effectiveness (MOEs)

Road	Type of Freeway Facility	Segment Number	Location		Link ID	From Node	To Node	Length (ft)	Hourly Volumes (veh)					Link-Specific MOEs				Segment Average (Weighted)					
			From	To					Volume Input (vph)	Volume Processed (vph)	Difference	Percent Difference	GEH	Speed (mph)	Density (veh/ln-mi)	Density (pcpmpl)	LOS	Volume (vph)	Percentage (%)	Speed (mph)	Density (veh/ln-mi)	Density (pcpmpl)	LOS
I-75 (SB)	Basic Freeway Segment	1	North of SR 56 Off Ramp		USN 2000 DSN 2001 Link_Freeway	2000	2001	1,250	9,445	8,886	560	-5.92%	5.8	64.3	35.3	33.0	D	8,880	94%	60.3	37.70	35.2	E
					USN 2001 DSN 2002 Link_Freeway	2001	2002	1,250	9,445	8,875	570	-6.03%	6.0	56.3	40.1	37.5	E						
	Diverge Segment	2	North of SR 56 Off Ramp	SR 56 Off Ramp	USN 2002 DSN 2003 Link_Freeway	2002	2003	1,500	9,445	8,842	603	-6.38%	6.3	52.4	42.4	39.6	F	8,842	94%	52.4	42.38	39.6	F
	Basic Freeway Segment	3	SR 56 Off Ramp	SR 56 On Ramp	USN 2003 DSN 2004 Link_Freeway	2003	2004	1,913	8,330	7,721	609	-7.31%	6.8	52.0	46.2	43.1	E	7,645	92%	44.8	57.86	54.1	F
					USN 2004 DSN 2005 Link_Freeway	2004	2005	2,225	8,330	7,580	750	-9.01%	8.4	38.7	67.9	63.5	F						
	Major Merge Segment	4	SR 56 On Ramp	South of SR 56 On Ramp	USN 2005 DSN 2006 Link_Freeway	2005	2006	1,500	13,050	11,678	1,372	-10.51%	12.3	25.9	79.7	74.5	F	11,678	89%	25.9	79.72	74.5	F
	Basic Freeway Segment	5	South of SR 56 On Ramp		USN 2006 DSN 2007 Link_Freeway	2006	2007	1,085	13,050	11,677	1,373	-10.52%	12.3	29.7	65.9	61.6	F	11,676	89%	36.3	55.25	51.6	F
					USN 2007 DSN 2008 Link_Freeway	2007	2008	1,395	13,050	11,674	1,376	-10.54%	12.4	41.5	47.0	43.9	E						
	Major Diverge Segment	6	South of SR 56 On Ramp	I-275 Diverge	USN 2008 DSN 2009 Link_Freeway	2008	2009	1,500	13,050	11,666	1,384	-10.61%	12.4	54.9	35.4	33.1	D	11,666	89%	54.9	35.44	33.1	D
	Lane Drop Segment	7	I-275 Diverge	South of I-275 Diverge	USN 2009 DSN 2010 Link_Freeway	2009	2010	1,360	6,572	5,628	945	-14.37%	12.1	64.9	21.7	20.3	C	5,627	86%	64.3	21.89	20.5	C
					USN 2010 DSN 2011 Link_Freeway	2010	2011	1,360	6,572	5,627	945	-14.38%	12.1	63.7	22.1	20.6	C						
	Basic Freeway Segment	8	South of I-275 Diverge		USN 2011 DSN 2012 Link_Freeway	2011	2012	1,800	6,572	5,630	942	-14.33%	12.1	62.9	29.9	27.9	D	5,626	86%	64.1	29.28	27.4	D
					USN 2012 DSN 2013 Link_Freeway	2012	2013	1,800	6,572	5,629	943	-14.35%	12.1	64.6	29.1	27.2	D						
					USN 2013 DSN 2014 Link_Freeway	2013	2014	2,695	6,572	5,622	950	-14.46%	12.2	64.6	29.0	27.1	D						

DocuSign Envelope ID: 00F7F873-2213-453E-A7D6-7A719BA1E281

Design Year (2050) No Build- AM Peak Hour

Roadway Segment Measures of Effectiveness (MOEs)

Description			Link ID	Free Flow Speed (mph)	Simulated Speed (mph) by Time Period											
On Roadway	Segment				TP1	TP2	TP3	TP4	TP5	TP6	TP7	TP8	TP9	TP10	TP11	TP12
	From	To			6:00 AM	6:15 AM	6:30 AM	6:45 AM	7:00 AM	7:15 AM	7:30 AM	7:45 AM	8:00 AM	8:15 AM	8:30 AM	8:45 AM
Southbound I-75 Mainline	North of SB I-75 Off-Ramp at SR 56		USN 2000 DSN 2001 Link_Freeway	70	67	66	66	65	64	66	66	62	52	51	43	43
			USN 2001 DSN 2002 Link_Freeway	70	64	59	58	57	56	60	58	51	41	41	34	33
	North of SB I-75 Off-Ramp at SR 56	SB I-75 Off-Ramp at SR 56	USN 2002 DSN 2003 Link_Freeway	70	60	57	56	55	55	57	54	43	35	33	28	28
	SB I-75 Off-Ramp at SR 56	SB I-75 On-Ramp at SR 56	USN 2003 DSN 2004 Link_Freeway	70	64	63	63	63	63	63	51	31	27	22	20	19
			USN 2004 DSN 2005 Link_Freeway	70	65	64	64	64	63	48	26	17	17	16	17	17
	SR 56 On-Ramp	South of SR 56 On-Ramp	USN 2005 DSN 2006 Link_Freeway	70	62	58	50	46	38	26	20	20	21	20	20	21
	South of SB I-75 On-Ramp at SR 56		USN 2006 DSN 2007 Link_Freeway	70	57	47	37	34	32	30	29	29	30	28	28	30
			USN 2007 DSN 2008 Link_Freeway	70	52	47	43	42	42	42	41	41	42	40	41	41
	South of SB I-75 On-Ramp at SR 56	I-275 Diverge	USN 2008 DSN 2009 Link_Freeway	70	59	56	55	56	55	55	55	55	55	55	54	55
	I-275 Diverge	South of I-275 Diverge	USN 2009 DSN 2010 Link_Freeway	70	66	66	66	65	65	65	65	65	65	65	65	65
			USN 2010 DSN 2011 Link_Freeway	70	65	64	65	64	64	64	64	63	63	64	64	64
	South of I-275 Diverge		USN 2011 DSN 2012 Link_Freeway	70	64	64	64	63	63	63	63	63	63	63	63	63
			USN 2012 DSN 2013 Link_Freeway	70	66	65	65	65	65	65	65	64	65	64	65	65
			USN 2013 DSN 2014 Link_Freeway	70	65	65	65	65	65	65	65	64	65	65	65	64

DocuSign Envelope ID: 00F7F873-2213-453E-A7D6-7A719BA1E281

Design Year (2050) No Build - PM Peak Hour

Roadway Segment Measures of Effectiveness (MOEs)

Road	Type of Freeway Facility	Segment Number	Location		Link ID	From Node	To Node	Length (ft)	Hourly Volumes (veh)					Link-Specific MOEs				Segment Average (Weighted)					
			From	To					Volume Input (vph)	Volume Processed (vph)	Difference	Percent Difference	GEH	Speed (mph)	Density (veh/ln-mi)	Density (pcpmpl)	LOS	Volume (vph)	Percentage (%)	Speed (mph)	Density (veh/ln-mi)	Density (pcpmpl)	LOS
I-75 (SB)	Basic Freeway Segment	1	North of SR 56 Off Ramp		USN 2000 DSN 2001 Link_Freeway	2000	2001	1,250	7,445	7,445	0	0.00%	0.0	67.1	28.2	26.4	D	7,443	100%	66.4	28.27	26.4	D
					USN 2001 DSN 2002 Link_Freeway	2001	2002	1,250	7,445	7,441	4	-0.06%	0.0	65.7	28.3	26.5	D						
	Diverge Segment	2	North of SR 56 Off Ramp	SR 56 Off Ramp	USN 2002 DSN 2003 Link_Freeway	2002	2003	1,500	7,445	7,437	8	-0.10%	0.1	63.4	28.4	26.5	C	7,437	100%	63.4	28.40	26.5	C
	Basic Freeway Segment	3	SR 56 Off Ramp	SR 56 On Ramp	USN 2003 DSN 2004 Link_Freeway	2003	2004	1,913	6,545	6,525	20	-0.31%	0.3	65.5	24.9	23.3	C	6,525	100%	65.6	24.87	23.2	C
					USN 2004 DSN 2005 Link_Freeway	2004	2005	2,225	6,545	6,525	20	-0.31%	0.2	65.7	24.8	23.2	C						
	Major Merge Segment	4	SR 56 On Ramp	South of SR 56 On Ramp	USN 2005 DSN 2006 Link_Freeway	2005	2006	1,500	9,438	9,261	177	-1.87%	1.8	62.8	23.8	22.2	C	9,261	98%	62.8	23.77	22.2	C
	Basic Freeway Segment	5	South of SR 56 On Ramp		USN 2006 DSN 2007 Link_Freeway	2006	2007	1,085	9,438	9,262	176	-1.87%	1.8	60.9	25.4	23.7	C	9,260	98%	57.8	26.79	25.0	C
					USN 2007 DSN 2008 Link_Freeway	2007	2008	1,395	9,438	9,259	179	-1.90%	1.9	55.4	27.9	26.1	D						
	Major Diverge Segment	6	South of SR 56 On Ramp	I-275 Diverge	USN 2008 DSN 2009 Link_Freeway	2008	2009	1,500	9,438	9,254	184	-1.95%	1.9	61.2	25.2	23.6	C	9,254	98%	61.2	25.22	23.6	C
	Lane Drop Segment	7	I-275 Diverge	South of I-275 Diverge	USN 2009 DSN 2010 Link_Freeway	2009	2010	1,360	5,329	5,090	239	-4.49%	3.3	66.7	19.1	17.8	B	5,087	95%	65.4	19.46	18.2	C
					USN 2010 DSN 2011 Link_Freeway	2010	2011	1,360	5,329	5,085	244	-4.59%	3.4	64.1	19.8	18.5	C						
	Basic Freeway Segment	8	South of I-275 Diverge		USN 2011 DSN 2012 Link_Freeway	2011	2012	1,800	5,329	5,079	250	-4.69%	3.5	63.5	26.7	24.9	C	5,076	95%	64.9	26.08	24.4	C
					USN 2012 DSN 2013 Link_Freeway	2012	2013	1,800	5,329	5,075	254	-4.77%	3.5	65.5	25.8	24.1	C						
					USN 2013 DSN 2014 Link_Freeway	2013	2014	2,695	5,329	5,075	254	-4.76%	3.5	65.4	25.9	24.2	C						

DocuSign Envelope ID: 00F7F873-2213-453E-A7D6-7A719BA1E281

Design Year (2050) No Build - PM Peak Hour

Roadway Segment Measures of Effectiveness (MOEs)

Description			Link ID	Free Flow Speed (mph)	Simulated Speed (mph) by Time Period											
On Roadway	Segment				TP1	TP2	TP3	TP4	TP5	TP6	TP7	TP8	TP9	TP10	TP11	TP12
	From	To			6:00 AM	6:15 AM	6:30 AM	6:45 AM	7:00 AM	7:15 AM	7:30 AM	7:45 AM	8:00 AM	8:15 AM	8:30 AM	8:45 AM
Southbound I-75 Mainline	North of SB I-75 Off-Ramp at SR 56		USN 2000 DSN 2001 Link_Freeway	70	67	67	67	67	67	67	67	67	67	67	68	68
			USN 2001 DSN 2002 Link_Freeway	70	66	65	65	66	65	65	66	66	65	66	67	67
	North of SB I-75 Off-Ramp at SR 56	SB I-75 Off-Ramp at SR 56	USN 2002 DSN 2003 Link_Freeway	70	64	63	63	65	63	63	64	64	63	64	65	66
	SB I-75 Off-Ramp at SR 56	SB I-75 On-Ramp at SR 56	USN 2003 DSN 2004 Link_Freeway	70	66	65	65	66	65	65	66	66	66	66	67	67
			USN 2004 DSN 2005 Link_Freeway	70	66	66	66	66	66	65	66	66	66	66	67	67
	SR 56 On-Ramp	South of SR 56 On-Ramp	USN 2005 DSN 2006 Link_Freeway	70	63	63	63	63	63	62	63	63	63	63	64	64
	South of SB I-75 On-Ramp at SR 56		USN 2006 DSN 2007 Link_Freeway	70	61	60	60	62	61	60	61	61	62	62	64	65
			USN 2007 DSN 2008 Link_Freeway	70	56	55	55	57	56	54	56	56	56	56	59	60
	South of SB I-75 On-Ramp at SR 56	I-275 Diverge	USN 2008 DSN 2009 Link_Freeway	70	62	61	60	62	61	60	62	62	62	62	63	64
	I-275 Diverge	South of I-275 Diverge	USN 2009 DSN 2010 Link_Freeway	70	67	67	66	67	67	66	67	67	67	67	67	67
			USN 2010 DSN 2011 Link_Freeway	70	64	65	64	65	64	64	65	64	64	64	65	65
	South of I-275 Diverge		USN 2011 DSN 2012 Link_Freeway	70	64	64	64	64	63	63	64	64	64	64	65	65
			USN 2012 DSN 2013 Link_Freeway	70	66	66	65	66	66	65	66	66	65	66	66	66
			USN 2013 DSN 2014 Link_Freeway	70	65	65	65	66	65	65	65	66	65	66	66	66

DocuSign Envelope ID: 00F7F873-2213-453E-A7D6-7A719BA1E281

K.2

Intersection Analysis Results

DocuSign Envelope ID: 00F7F873-2213-453E-A7D6-7A719BA1E281

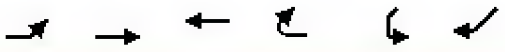

Lane Group	EBL	EBT	WBT	WBR	SWL	SWR
Lane Configurations			↑↑↑↑			↱
Traffic Volume (vph)	0	0	4081	0	0	627
Future Volume (vph)	0	0	4081	0	0	627
Ideal Flow (vphpl)	1950	1950	1950	1950	1950	1950
Right Turn on Red				Yes		Yes
Link Speed (mph)		35	35		35	
Link Distance (ft)		1327	317		935	
Travel Time (s)		25.9	6.2		18.2	
Peak Hour Factor	0.95	0.95	0.95	0.95	0.95	0.95
Shared Lane Traffic (%)						
Lane Group Flow (vph)	0	0	4296	0	0	660
v/c Ratio			0.66			0.91
Control Delay			18.8			68.2
Queue Delay			0.0			0.0
Total Delay			18.8			68.2
Queue Length 50th (ft)			941			783
Queue Length 95th (ft)			m0			#1043
Internal Link Dist (ft)		1247	237		855	
Turn Bay Length (ft)						
Base Capacity (vph)			6513			724
Starvation Cap Reductn			0			0
Spillback Cap Reductn			0			0
Storage Cap Reductn			0			0
Reduced v/c Ratio			0.66			0.91

Intersection Summary	
Area Type:	Other

\# 95th percentile volume exceeds capacity, queue may be longer.
Queue shown is maximum after two cycles.
m Volume for 95th percentile queue is metered by upstream signal.

DocuSign Envelope ID: 00F7F873-2213-453E-A7D6-7A719BA1E281

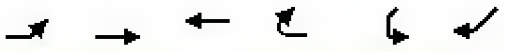

Movement	EBL	EBT	WBT	WBR	SWL	SWR
Lane Configurations			↑↑↑↑			↱
Traffic Volume (vph)	0	0	4081	0	0	627
Future Volume (vph)	0	0	4081	0	0	627
Ideal Flow (vphpl)	1950	1950	1950	1950	1950	1950
Total Lost time (s)			4.0			7.7
Lane Util. Factor			0.86			1.00
Frt			1.00			0.86
Flt Protected			1.00			1.00
Satd. Flow (prot)			6513			1638
Flt Permitted			1.00			1.00
Satd. Flow (perm)			6513			1638
Peak-hour factor, PHF	0.95	0.95	0.95	0.95	0.95	0.95
Adj. Flow (vph)	0	0	4296	0	0	660
RTOR Reduction (vph)	0	0	0	0	0	35
Lane Group Flow (vph)	0	0	4296	0	0	625
Turn Type			NA			Prot
Protected Phases			Free!			4!
Permitted Phases						
Actuated Green, G (s)			205.0			86.3
Effective Green, g (s)			205.0			86.3
Actuated g/C Ratio			1.00			0.42
Clearance Time (s)						7.7
Lane Grp Cap (vph)			6513			689
v/s Ratio Prot			0.66			c0.38
v/s Ratio Perm						
v/c Ratio			0.66			0.91
Uniform Delay, d1			0.0			55.6
Progression Factor			1.00			1.00
Incremental Delay, d2			0.0			17.9
Delay (s)			0.0			73.5
Level of Service			A			E
Approach Delay (s)		0.0	0.0		73.5	
Approach LOS		A	A		E	

Intersection Summary			
HCM 2000 Control Delay	9.8	HCM 2000 Level of Service	A
HCM 2000 Volume to Capacity ratio	0.82		
Actuated Cycle Length (s)	205.0	Sum of lost time (s)	20.6
Intersection Capacity Utilization	128.0%	ICU Level of Service	H
Analysis Period (min)	15		

! Phase conflict between lane groups.
c Critical Lane Group

DocuSign Envelope ID: 00F7F873-2213-453E-A7D6-7A719BA1E281

Lane Group	EBL	EBT	EBR	WBL	WBT	WBR	NEL	NET	NER	SWL	SWT	SWR
Lane Configurations					↑↑↑↑			↑↑↑				
Traffic Volume (vph)	0	0	0	0	4081	0	0	2837	0	0	0	0
Future Volume (vph)	0	0	0	0	4081	0	0	2837	0	0	0	0
Ideal Flow (vphpl)	1950	1950	1950	1950	1950	1950	1950	1950	1950	1950	1950	1950
Right Turn on Red			Yes			Yes	Yes		Yes			Yes
Link Speed (mph)		35			35			35			35	
Link Distance (ft)		317			448			369			432	
Travel Time (s)		6.2			8.7			7.2			8.4	
Peak Hour Factor	0.95	0.95	0.95	0.95	0.95	0.95	0.95	0.95	0.95	0.95	0.95	0.95
Shared Lane Traffic (%)												
Lane Group Flow (vph)	0	0	0	0	4296	0	0	2986	0	0	0	0
v/c Ratio					1.38			1.37				
Control Delay					202.8			214.1				
Queue Delay					0.0			0.0				
Total Delay					202.8			214.1				
Queue Length 50th (ft)					~2218			~1941				
Queue Length 95th (ft)					m#1927			#1983				
Internal Link Dist (ft)		237			368			289			352	
Turn Bay Length (ft)												
Base Capacity (vph)					3123			2175				
Starvation Cap Reductn					0			0				
Spillback Cap Reductn					0			0				
Storage Cap Reductn					0			0				
Reduced v/c Ratio					1.38			1.37				

Intersection Summary

Area Type: Other

~ Volume exceeds capacity, queue is theoretically infinite.
Queue shown is maximum after two cycles.

95th percentile volume exceeds capacity, queue may be longer.
Queue shown is maximum after two cycles.

m Volume for 95th percentile queue is metered by upstream signal.

DocuSign Envelope ID: 00F7F873-2213-453E-A7D6-7A719BA1E281

Movement	EBL	EBT	EBR	WBL	WBT	WBR	NEL	NET	NER	SWL	SWT	SWR
Lane Configurations					↑↑↑↑			↑↑↑				
Traffic Volume (vph)	0	0	0	0	4081	0	0	2837	0	0	0	0
Future Volume (vph)	0	0	0	0	4081	0	0	2837	0	0	0	0
Ideal Flow (vphpl)	1950	1950	1950	1950	1950	1950	1950	1950	1950	1950	1950	1950
Total Lost time (s)					12.7			7.7				
Lane Util. Factor					0.86			0.91				
Frt					1.00			1.00				
Flt Protected					1.00			1.00				
Satd. Flow (prot)					6513			5168				
Flt Permitted					1.00			1.00				
Satd. Flow (perm)					6513			5168				
Peak-hour factor, PHF	0.95	0.95	0.95	0.95	0.95	0.95	0.95	0.95	0.95	0.95	0.95	0.95
Adj. Flow (vph)	0	0	0	0	4296	0	0	2986	0	0	0	0
RTOR Reduction (vph)	0	0	0	0	0	0	0	0	0	0	0	0
Lane Group Flow (vph)	0	0	0	0	4296	0	0	2986	0	0	0	0
Turn Type					NA			NA				
Protected Phases					2 5			4				
Permitted Phases												
Actuated Green, G (s)					98.3			86.3				
Effective Green, g (s)					98.3			86.3				
Actuated g/C Ratio					0.48			0.42				
Clearance Time (s)								7.7				
Lane Grp Cap (vph)					3123			2175				
v/s Ratio Prot					c0.66			c0.58				
v/s Ratio Perm												
v/c Ratio					1.38			1.37				
Uniform Delay, d1					53.4			59.4				
Progression Factor					0.74			1.00				
Incremental Delay, d2					170.1			170.8				
Delay (s)					209.4			230.1				
Level of Service					F			F				
Approach Delay (s)		0.0			209.4			230.1			0.0	
Approach LOS		A			F			F			A	

Intersection Summary			
HCM 2000 Control Delay	217.9	HCM 2000 Level of Service	F
HCM 2000 Volume to Capacity ratio	1.38		
Actuated Cycle Length (s)	205.0	Sum of lost time (s)	20.6
Intersection Capacity Utilization	128.0%	ICU Level of Service	H
Analysis Period (min)	15		
c Critical Lane Group			

DocuSign Envelope ID: 00F7F873-2213-453E-A7D6-7A719BA1E281

Lane Group	EBL	EBT	WBT	WBR	SEL	SER
Lane Configurations						
Traffic Volume (vph)	0	2837	0	0	488	0
Future Volume (vph)	0	2837	0	0	488	0
Ideal Flow (vphpl)	1950	1950	1950	1950	1950	1950
Right Turn on Red				Yes	No	Yes
Link Speed (mph)		35	35		35	
Link Distance (ft)		432	572		380	
Travel Time (s)		8.4	11.1		7.4	
Peak Hour Factor	0.95	0.95	0.95	0.95	0.95	0.95
Shared Lane Traffic (%)						
Lane Group Flow (vph)	0	2986	0	0	514	0
v/c Ratio		0.58			0.62	
Control Delay		16.4			45.2	
Queue Delay		0.0			0.0	
Total Delay		16.4			45.2	
Queue Length 50th (ft)		423			519	
Queue Length 95th (ft)		m0			655	
Internal Link Dist (ft)		352	492		300	
Turn Bay Length (ft)						
Base Capacity (vph)		5168			834	
Starvation Cap Reductn		0			0	
Spillback Cap Reductn		0			0	
Storage Cap Reductn		0			0	
Reduced v/c Ratio		0.58			0.62	

Intersection Summary	
Area Type:	Other

m Volume for 95th percentile queue is metered by upstream signal.

DocuSign Envelope ID: 00F7F873-2213-453E-A7D6-7A719BA1E281

Movement	EBL	EBT	WBT	WBR	SEL	SER
Lane Configurations		↑↑↑			↰	
Traffic Volume (vph)	0	2837	0	0	488	0
Future Volume (vph)	0	2837	0	0	488	0
Ideal Flow (vphpl)	1950	1950	1950	1950	1950	1950
Total Lost time (s)		4.0			6.9	
Lane Util. Factor		0.91			1.00	
Frt		1.00			1.00	
Flt Protected		1.00			0.95	
Satd. Flow (prot)		5168			1799	
Flt Permitted		1.00			0.95	
Satd. Flow (perm)		5168			1799	
Peak-hour factor, PHF	0.95	0.95	0.95	0.95	0.95	0.95
Adj. Flow (vph)	0	2986	0	0	514	0
RTOR Reduction (vph)	0	0	0	0	0	0
Lane Group Flow (vph)	0	2986	0	0	514	0
Turn Type		NA			Prot	
Protected Phases		Free!			6!	
Permitted Phases						
Actuated Green, G (s)		205.0			95.1	
Effective Green, g (s)		205.0			95.1	
Actuated g/C Ratio		1.00			0.46	
Clearance Time (s)					6.9	
Lane Grp Cap (vph)		5168			834	
v/s Ratio Prot		0.58			0.29	
v/s Ratio Perm						
v/c Ratio		0.58			0.62	
Uniform Delay, d1		0.0			41.3	
Progression Factor		1.00			1.00	
Incremental Delay, d2		0.0			3.4	
Delay (s)		0.0			44.7	
Level of Service		A			D	
Approach Delay (s)		0.0	0.0		44.7	
Approach LOS		A	A		D	

Intersection Summary			
HCM 2000 Control Delay	6.6	HCM 2000 Level of Service	A
HCM 2000 Volume to Capacity ratio	0.64		
Actuated Cycle Length (s)	205.0	Sum of lost time (s)	20.6
Intersection Capacity Utilization	88.8%	ICU Level of Service	E
Analysis Period (min)	15		

! Phase conflict between lane groups.
c Critical Lane Group

DocuSign Envelope ID: 00F7F873-2213-453E-A7D6-7A719BA1E281

Lane Group	EBT	EBR	WBL	WBT	NWL	NWR
Lane Configurations				6	↰↰↰	
Traffic Volume (vph)	0	0	0	4247	1880	0
Future Volume (vph)	0	0	0	4247	1880	0
Ideal Flow (vphpl)	1950	1950	1950	1950	1950	1950
Right Turn on Red		Yes			No	Yes
Link Speed (mph)	35			35	35	
Link Distance (ft)	609			451	525	
Travel Time (s)	11.9			8.8	10.2	
Peak Hour Factor	0.95	0.95	0.95	0.95	0.95	0.95
Shared Lane Traffic (%)						
Lane Group Flow (vph)	0	0	0	4471	1979	0
v/c Ratio				0.52	1.21	
Control Delay				12.2	158.1	
Queue Delay				0.1	5.3	
Total Delay				12.3	163.4	
Queue Length 50th (ft)				315	~1152	
Queue Length 95th (ft)				m0	#1229	
Internal Link Dist (ft)	529			371	445	
Turn Bay Length (ft)						
Base Capacity (vph)				8633	1630	
Starvation Cap Reductn				0	0	
Spillback Cap Reductn				1795	1054	
Storage Cap Reductn				0	0	
Reduced v/c Ratio				0.65	3.44	

Intersection Summary

Area Type: Other

~ Volume exceeds capacity, queue is theoretically infinite.
Queue shown is maximum after two cycles.

95th percentile volume exceeds capacity, queue may be longer.
Queue shown is maximum after two cycles.

m Volume for 95th percentile queue is metered by upstream signal.

DocuSign Envelope ID: 00F7F873-2213-453E-A7D6-7A719BA1E281

Movement	EBT	EBR	WBL	WBT	NWL	NWR
Lane Configurations				6	↑↑↑	
Traffic Volume (vph)	0	0	0	4247	1880	0
Future Volume (vph)	0	0	0	4247	1880	0
Ideal Flow (vphpl)	1950	1950	1950	1950	1950	1950
Total Lost time (s)				4.0	8.1	
Lane Util. Factor				0.76	0.94	
Frt				1.00	1.00	
Flt Protected				1.00	0.95	
Satd. Flow (prot)				8633	5072	
Flt Permitted				1.00	0.95	
Satd. Flow (perm)				8633	5072	
Peak-hour factor, PHF	0.95	0.95	0.95	0.95	0.95	0.95
Adj. Flow (vph)	0	0	0	4471	1979	0
RTOR Reduction (vph)	0	0	0	0	0	0
Lane Group Flow (vph)	0	0	0	4471	1979	0
Turn Type				NA	Prot	
Protected Phases				Free!	2!	
Permitted Phases						
Actuated Green, G (s)				205.0	65.9	
Effective Green, g (s)				205.0	65.9	
Actuated g/C Ratio				1.00	0.32	
Clearance Time (s)					8.1	
Lane Grp Cap (vph)				8633	1630	
v/s Ratio Prot				0.52	c0.39	
v/s Ratio Perm						
v/c Ratio				0.52	1.21	
Uniform Delay, d1				0.0	69.5	
Progression Factor				1.00	1.00	
Incremental Delay, d2				0.0	102.3	
Delay (s)				0.0	171.8	
Level of Service				A	F	
Approach Delay (s)	0.0			0.0	171.8	
Approach LOS	A			A	F	

Intersection Summary			
HCM 2000 Control Delay	52.7	HCM 2000 Level of Service	D
HCM 2000 Volume to Capacity ratio	0.83		
Actuated Cycle Length (s)	205.0	Sum of lost time (s)	27.9
Intersection Capacity Utilization	84.9%	ICU Level of Service	E
Analysis Period (min)	15		

! Phase conflict between lane groups.
c Critical Lane Group

DocuSign Envelope ID: 00F7F873-2213-453E-A7D6-7A719BA1E281

Lane Group	EBL	EBT	EBR	WBL	WBT	WBR	SEL	SET	SER	NWL	NWT	NWR
Lane Configurations												
Traffic Volume (vph)	0	0	0	0	4247	0	0	2715	0	0	0	0
Future Volume (vph)	0	0	0	0	4247	0	0	2715	0	0	0	0
Ideal Flow (vphpl)	1950	1950	1950	1950	1950	1950	1950	1950	1950	1950	1950	1950
Right Turn on Red			Yes	Yes		Yes			Yes			Yes
Link Speed (mph)		35			35			35			35	
Link Distance (ft)		451			419			555			180	
Travel Time (s)		8.8			8.2			10.8			3.5	
Peak Hour Factor	0.95	0.95	0.95	0.95	0.95	0.95	0.95	0.95	0.95	0.95	0.95	0.95
Shared Lane Traffic (%)												
Lane Group Flow (vph)	0	0	0	0	4471	0	0	2858	0	0	0	0
v/c Ratio					1.29			1.18				
Control Delay					180.9			117.1				
Queue Delay					0.0			0.0				
Total Delay					180.9			117.1				
Queue Length 50th (ft)					~1678			~1715				
Queue Length 95th (ft)					#1658			#1755				
Internal Link Dist (ft)		371			339			475			100	
Turn Bay Length (ft)												
Base Capacity (vph)					3461			2420				
Starvation Cap Reductn					0			0				
Spillback Cap Reductn					0			0				
Storage Cap Reductn					0			0				
Reduced v/c Ratio					1.29			1.18				

Intersection Summary

Area Type: Other

~ Volume exceeds capacity, queue is theoretically infinite.
Queue shown is maximum after two cycles.

95th percentile volume exceeds capacity, queue may be longer.
Queue shown is maximum after two cycles.

DocuSign Envelope ID: 00F7F873-2213-453E-A7D6-7A719BA1E281

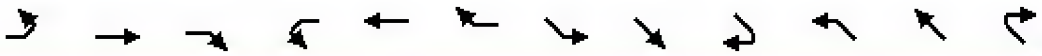

Movement	EBL	EBT	EBR	WBL	WBT	WBR	SEL	SET	SER	NWL	NWT	NWR
Lane Configurations					6			↑↑↑				
Traffic Volume (vph)	0	0	0	0	4247	0	0	2715	0	0	0	0
Future Volume (vph)	0	0	0	0	4247	0	0	2715	0	0	0	0
Ideal Flow (vphpl)	1950	1950	1950	1950	1950	1950	1950	1950	1950	1950	1950	1950
Total Lost time (s)					7.8			6.0				
Lane Util. Factor					0.76			0.91				
Frt					1.00			1.00				
Flt Protected					1.00			1.00				
Satd. Flow (prot)					8633			5168				
Flt Permitted					1.00			1.00				
Satd. Flow (perm)					8633			5168				
Peak-hour factor, PHF	0.95	0.95	0.95	0.95	0.95	0.95	0.95	0.95	0.95	0.95	0.95	0.95
Adj. Flow (vph)	0	0	0	0	4471	0	0	2858	0	0	0	0
RTOR Reduction (vph)	0	0	0	0	0	0	0	0	0	0	0	0
Lane Group Flow (vph)	0	0	0	0	4471	0	0	2858	0	0	0	0
Turn Type					NA			NA				
Protected Phases					4			1 6				
Permitted Phases												
Actuated Green, G (s)					82.2			88.5				
Effective Green, g (s)					82.2			88.5				
Actuated g/C Ratio					0.40			0.43				
Clearance Time (s)					7.8							
Lane Grp Cap (vph)					3461			2231				
v/s Ratio Prot					c0.52			c0.55				
v/s Ratio Perm												
v/c Ratio					1.29			1.28				
Uniform Delay, d1					61.4			58.2				
Progression Factor					1.00			0.62				
Incremental Delay, d2					133.6			129.4				
Delay (s)					195.0			165.3				
Level of Service					F			F				
Approach Delay (s)		0.0			195.0			165.3			0.0	
Approach LOS		A			F			F			A	

Intersection Summary			
HCM 2000 Control Delay	183.4	HCM 2000 Level of Service	F
HCM 2000 Volume to Capacity ratio	1.24		
Actuated Cycle Length (s)	205.0	Sum of lost time (s)	27.9
Intersection Capacity Utilization	102.6%	ICU Level of Service	G
Analysis Period (min)	15		
c Critical Lane Group			

DocuSign Envelope ID: 00F7F873-2213-453E-A7D6-7A719BA1E281

Lane Group	EBT	EBR	WBL	WBT	NEL	NER
Lane Configurations						
Traffic Volume (vph)	2715	0	0	0	0	1013
Future Volume (vph)	2715	0	0	0	0	1013
Ideal Flow (vphpl)	1950	1950	1950	1950	1950	1950
Right Turn on Red		Yes				No
Link Speed (mph)	35			35	35	
Link Distance (ft)	180			1057	806	
Travel Time (s)	3.5			20.6	15.7	
Peak Hour Factor	0.95	0.95	0.95	0.95	0.95	0.95
Shared Lane Traffic (%)						
Lane Group Flow (vph)	2858	0	0	0	0	1066
v/c Ratio	0.55					0.80
Control Delay	9.0					51.1
Queue Delay	0.0					0.0
Total Delay	9.0					51.1
Queue Length 50th (ft)	405					688
Queue Length 95th (ft)	m0					793
Internal Link Dist (ft)	100			977	726	
Turn Bay Length (ft)						
Base Capacity (vph)	5168					1340
Starvation Cap Reductn	0					0
Spillback Cap Reductn	0					0
Storage Cap Reductn	0					0
Reduced v/c Ratio	0.55					0.80

Intersection Summary	
Area Type:	Other

m Volume for 95th percentile queue is metered by upstream signal.

DocuSign Envelope ID: 00F7F873-2213-453E-A7D6-7A719BA1E281

Movement	EBT	EBR	WBL	WBT	NEL	NER
Lane Configurations						
Traffic Volume (vph)	2715	0	0	0	0	1013
Future Volume (vph)	2715	0	0	0	0	1013
Ideal Flow (vphpl)	1950	1950	1950	1950	1950	1950
Total Lost time (s)	4.0					6.0
Lane Util. Factor	0.91					0.88
Frt	1.00					0.85
Flt Protected	1.00					1.00
Satd. Flow (prot)	5168					2832
Flt Permitted	1.00					1.00
Satd. Flow (perm)	5168					2832
Peak-hour factor, PHF	0.95	0.95	0.95	0.95	0.95	0.95
Adj. Flow (vph)	2858	0	0	0	0	1066
RTOR Reduction (vph)	0	0	0	0	0	0
Lane Group Flow (vph)	2858	0	0	0	0	1066
Turn Type	NA					custom
Protected Phases	Free!					3 8!
Permitted Phases						
Actuated Green, G (s)	205.0					97.0
Effective Green, g (s)	205.0					97.0
Actuated g/C Ratio	1.00					0.47
Clearance Time (s)						
Lane Grp Cap (vph)	5168					1340
v/s Ratio Prot	0.55					c0.38
v/s Ratio Perm						
v/c Ratio	0.55					0.80
Uniform Delay, d1	0.0					45.6
Progression Factor	1.00					1.00
Incremental Delay, d2	0.0					5.0
Delay (s)	0.0					50.6
Level of Service	A					D
Approach Delay (s)	0.0			0.0	50.6	
Approach LOS	A			A	D	

Intersection Summary			
HCM 2000 Control Delay	13.8	HCM 2000 Level of Service	B
HCM 2000 Volume to Capacity ratio	0.75		
Actuated Cycle Length (s)	205.0	Sum of lost time (s)	27.9
Intersection Capacity Utilization	102.6%	ICU Level of Service	G
Analysis Period (min)	15		

! Phase conflict between lane groups.
c Critical Lane Group

DocuSign Envelope ID: 00F7F873-2213-453E-A7D6-7A719BA1E281

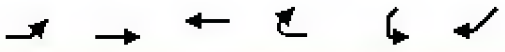

Lane Group	EBL	EBT	WBT	WBR	SWL	SWR
Lane Configurations			↑↑↑↑			↱
Traffic Volume (vph)	0	0	4901	0	0	610
Future Volume (vph)	0	0	4901	0	0	610
Ideal Flow (vphpl)	1950	1950	1950	1950	1950	1950
Right Turn on Red				Yes		Yes
Link Speed (mph)		35	35		35	
Link Distance (ft)		1327	317		935	
Travel Time (s)		25.9	6.2		18.2	
Peak Hour Factor	0.95	0.95	0.95	0.95	0.95	0.95
Shared Lane Traffic (%)						
Lane Group Flow (vph)	0	0	5159	0	0	642
v/c Ratio			0.79			0.98
Control Delay			26.0			78.5
Queue Delay			0.0			0.0
Total Delay			26.0			78.5
Queue Length 50th (ft)			1131			699
Queue Length 95th (ft)			m0			#972
Internal Link Dist (ft)		1247	237		855	
Turn Bay Length (ft)						
Base Capacity (vph)			6513			658
Starvation Cap Reductn			0			0
Spillback Cap Reductn			0			0
Storage Cap Reductn			0			0
Reduced v/c Ratio			0.79			0.98

Intersection Summary	
Area Type:	Other

\# 95th percentile volume exceeds capacity, queue may be longer.
Queue shown is maximum after two cycles.
m Volume for 95th percentile queue is metered by upstream signal.

DocuSign Envelope ID: 00F7F873-2213-453E-A7D6-7A719BA1E281

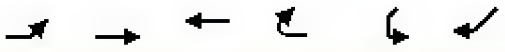

Movement	EBL	EBT	WBT	WBR	SWL	SWR
Lane Configurations			↑↑↑↑			↱
Traffic Volume (vph)	0	0	4901	0	0	610
Future Volume (vph)	0	0	4901	0	0	610
Ideal Flow (vphpl)	1950	1950	1950	1950	1950	1950
Total Lost time (s)			4.0			7.7
Lane Util. Factor			0.86			1.00
Frt			1.00			0.86
Flt Protected			1.00			1.00
Satd. Flow (prot)			6513			1638
Flt Permitted			1.00			1.00
Satd. Flow (perm)			6513			1638
Peak-hour factor, PHF	0.95	0.95	0.95	0.95	0.95	0.95
Adj. Flow (vph)	0	0	5159	0	0	642
RTOR Reduction (vph)	0	0	0	0	0	37
Lane Group Flow (vph)	0	0	5159	0	0	605
Turn Type			NA			Prot
Protected Phases			Free!			4!
Permitted Phases						
Actuated Green, G (s)			180.0			68.3
Effective Green, g (s)			180.0			68.3
Actuated g/C Ratio			1.00			0.38
Clearance Time (s)						7.7
Lane Grp Cap (vph)			6513			621
v/s Ratio Prot			0.79			c0.37
v/s Ratio Perm						
v/c Ratio			0.79			0.97
Uniform Delay, d1			0.0			55.0
Progression Factor			1.00			1.00
Incremental Delay, d2			0.1			30.2
Delay (s)			0.1			85.2
Level of Service			A			F
Approach Delay (s)		0.0	0.1		85.2	
Approach LOS		A	A		F	

Intersection Summary			
HCM 2000 Control Delay	9.5	HCM 2000 Level of Service	A
HCM 2000 Volume to Capacity ratio	0.93		
Actuated Cycle Length (s)	180.0	Sum of lost time (s)	20.6
Intersection Capacity Utilization	139.4%	ICU Level of Service	H
Analysis Period (min)	15		

! Phase conflict between lane groups.
c Critical Lane Group

DocuSign Envelope ID: 00F7F873-2213-453E-A7D6-7A719BA1E281

Lane Group	EBL	EBT	EBR	WBL	WBT	WBR	NEL	NET	NER	SWL	SWT	SWR
Lane Configurations					↑↑↑↑			↑↑↑↑				
Traffic Volume (vph)	0	0	0	0	4901	0	0	2828	0	0	0	0
Future Volume (vph)	0	0	0	0	4901	0	0	2828	0	0	0	0
Ideal Flow (vphpl)	1950	1950	1950	1950	1950	1950	1950	1950	1950	1950	1950	1950
Right Turn on Red			Yes			Yes	Yes		Yes			Yes
Link Speed (mph)		35			35			35			35	
Link Distance (ft)		317			448			369			432	
Travel Time (s)		6.2			8.7			7.2			8.4	
Peak Hour Factor	0.95	0.95	0.95	0.95	0.95	0.95	0.95	0.95	0.95	0.95	0.95	0.95
Shared Lane Traffic (%)												
Lane Group Flow (vph)	0	0	0	0	5159	0	0	2977	0	0	0	0
v/c Ratio					1.56			1.52				
Control Delay					280.0			273.8				
Queue Delay					0.0			0.0				
Total Delay					280.0			273.8				
Queue Length 50th (ft)					~2491			~1788				
Queue Length 95th (ft)					m#1856			#1844				
Internal Link Dist (ft)		237			368			289			352	
Turn Bay Length (ft)												
Base Capacity (vph)					3303			1960				
Starvation Cap Reductn					0			0				
Spillback Cap Reductn					0			0				
Storage Cap Reductn					0			0				
Reduced v/c Ratio					1.56			1.52				

Intersection Summary

Area Type: Other

~ Volume exceeds capacity, queue is theoretically infinite.
Queue shown is maximum after two cycles.

95th percentile volume exceeds capacity, queue may be longer.
Queue shown is maximum after two cycles.

m Volume for 95th percentile queue is metered by upstream signal.

DocuSign Envelope ID: 00F7F873-2213-453E-A7D6-7A719BA1E281

Movement	EBL	EBT	EBR	WBL	WBT	WBR	NEL	NET	NER	SWL	SWT	SWR
Lane Configurations					↑↑↑↑			↑↑↑				
Traffic Volume (vph)	0	0	0	0	4901	0	0	2828	0	0	0	0
Future Volume (vph)	0	0	0	0	4901	0	0	2828	0	0	0	0
Ideal Flow (vphpl)	1950	1950	1950	1950	1950	1950	1950	1950	1950	1950	1950	1950
Total Lost time (s)					12.7			7.7				
Lane Util. Factor					0.86			0.91				
Frt					1.00			1.00				
Flt Protected					1.00			1.00				
Satd. Flow (prot)					6513			5168				
Flt Permitted					1.00			1.00				
Satd. Flow (perm)					6513			5168				
Peak-hour factor, PHF	0.95	0.95	0.95	0.95	0.95	0.95	0.95	0.95	0.95	0.95	0.95	0.95
Adj. Flow (vph)	0	0	0	0	5159	0	0	2977	0	0	0	0
RTOR Reduction (vph)	0	0	0	0	0	0	0	0	0	0	0	0
Lane Group Flow (vph)	0	0	0	0	5159	0	0	2977	0	0	0	0
Turn Type					NA			NA				
Protected Phases					2 5			4				
Permitted Phases												
Actuated Green, G (s)					91.3			68.3				
Effective Green, g (s)					91.3			68.3				
Actuated g/C Ratio					0.51			0.38				
Clearance Time (s)								7.7				
Lane Grp Cap (vph)					3303			1960				
v/s Ratio Prot					c0.79			c0.58				
v/s Ratio Perm												
v/c Ratio					1.56			1.52				
Uniform Delay, d1					44.4			55.9				
Progression Factor					0.71			1.00				
Incremental Delay, d2					253.3			236.2				
Delay (s)					284.7			292.0				
Level of Service					F			F				
Approach Delay (s)		0.0			284.7			292.0			0.0	
Approach LOS		A			F			F			A	

Intersection Summary			
HCM 2000 Control Delay	287.4	HCM 2000 Level of Service	F
HCM 2000 Volume to Capacity ratio	1.54		
Actuated Cycle Length (s)	180.0	Sum of lost time (s)	20.6
Intersection Capacity Utilization	139.4%	ICU Level of Service	H
Analysis Period (min)	15		
c Critical Lane Group			

DocuSign Envelope ID: 00F7F873-2213-453E-A7D6-7A719BA1E281

Lane Group	EBL	EBT	WBT	WBR	SEL	SER
Lane Configurations						
Traffic Volume (vph)	0	2828	0	0	290	0
Future Volume (vph)	0	2828	0	0	290	0
Ideal Flow (vphpl)	1950	1950	1950	1950	1950	1950
Right Turn on Red				Yes	No	Yes
Link Speed (mph)		35	35		35	
Link Distance (ft)		432	572		380	
Travel Time (s)		8.4	11.1		7.4	
Peak Hour Factor	0.95	0.95	0.95	0.95	0.95	0.95
Shared Lane Traffic (%)						
Lane Group Flow (vph)	0	2977	0	0	305	0
v/c Ratio		0.58			0.35	
Control Delay		18.0			29.7	
Queue Delay		0.0			0.0	
Total Delay		18.0			29.7	
Queue Length 50th (ft)		465			219	
Queue Length 95th (ft)		m0			297	
Internal Link Dist (ft)		352	492		300	
Turn Bay Length (ft)						
Base Capacity (vph)		5168			880	
Starvation Cap Reductn		0			0	
Spillback Cap Reductn		0			0	
Storage Cap Reductn		0			0	
Reduced v/c Ratio		0.58			0.35	

Intersection Summary	
Area Type:	Other

m Volume for 95th percentile queue is metered by upstream signal.

DocuSign Envelope ID: 00F7F873-2213-453E-A7D6-7A719BA1E281

Movement	EBL	EBT	WBT	WBR	SEL	SER
Lane Configurations		↑↑↑			↰	
Traffic Volume (vph)	0	2828	0	0	290	0
Future Volume (vph)	0	2828	0	0	290	0
Ideal Flow (vphpl)	1950	1950	1950	1950	1950	1950
Total Lost time (s)		4.0			6.9	
Lane Util. Factor		0.91			1.00	
Frt		1.00			1.00	
Flt Protected		1.00			0.95	
Satd. Flow (prot)		5168			1799	
Flt Permitted		1.00			0.95	
Satd. Flow (perm)		5168			1799	
Peak-hour factor, PHF	0.95	0.95	0.95	0.95	0.95	0.95
Adj. Flow (vph)	0	2977	0	0	305	0
RTOR Reduction (vph)	0	0	0	0	0	0
Lane Group Flow (vph)	0	2977	0	0	305	0
Turn Type		NA			Prot	
Protected Phases		Free!			6!	
Permitted Phases						
Actuated Green, G (s)		180.0			88.1	
Effective Green, g (s)		180.0			88.1	
Actuated g/C Ratio		1.00			0.49	
Clearance Time (s)					6.9	
Lane Grp Cap (vph)		5168			880	
v/s Ratio Prot		0.58			0.17	
v/s Ratio Perm						
v/c Ratio		0.58			0.35	
Uniform Delay, d1		0.0			28.3	
Progression Factor		1.00			1.00	
Incremental Delay, d2		0.0			1.1	
Delay (s)		0.0			29.3	
Level of Service		A			C	
Approach Delay (s)		0.0	0.0		29.3	
Approach LOS		A	A		C	

Intersection Summary			
HCM 2000 Control Delay	2.8	HCM 2000 Level of Service	A
HCM 2000 Volume to Capacity ratio	0.65		
Actuated Cycle Length (s)	180.0	Sum of lost time (s)	20.6
Intersection Capacity Utilization	79.0%	ICU Level of Service	D
Analysis Period (min)	15		

! Phase conflict between lane groups.
c Critical Lane Group

DocuSign Envelope ID: 00F7F873-2213-453E-A7D6-7A719BA1E281

Lane Group	EBT	EBR	WBL	WBT	NWL	NWR
Lane Configurations				6	↰↰↰	
Traffic Volume (vph)	0	0	0	3240	2674	0
Future Volume (vph)	0	0	0	3240	2674	0
Ideal Flow (vphpl)	1950	1950	1950	1950	1950	1950
Right Turn on Red		Yes			No	Yes
Link Speed (mph)	35			35	35	
Link Distance (ft)	609			451	525	
Travel Time (s)	11.9			8.8	10.2	
Peak Hour Factor	0.95	0.95	0.95	0.95	0.95	0.95
Shared Lane Traffic (%)						
Lane Group Flow (vph)	0	0	0	3411	2815	0
v/c Ratio				0.40	1.45	
Control Delay				11.1	244.8	
Queue Delay				0.1	5.3	
Total Delay				11.2	250.1	
Queue Length 50th (ft)				288	~1599	
Queue Length 95th (ft)				m0	#1659	
Internal Link Dist (ft)	529			371	445	
Turn Bay Length (ft)						
Base Capacity (vph)				8633	1941	
Starvation Cap Reductn				0	0	
Spillback Cap Reductn				2254	1323	
Storage Cap Reductn				0	0	
Reduced v/c Ratio				0.53	4.56	

Intersection Summary

Area Type: Other

~ Volume exceeds capacity, queue is theoretically infinite.
Queue shown is maximum after two cycles.

95th percentile volume exceeds capacity, queue may be longer.
Queue shown is maximum after two cycles.

m Volume for 95th percentile queue is metered by upstream signal.

DocuSign Envelope ID: 00F7F873-2213-453E-A7D6-7A719BA1E281

Movement	EBT	EBR	WBL	WBT	NWL	NWR
Lane Configurations				6	↰↰↰	
Traffic Volume (vph)	0	0	0	3240	2674	0
Future Volume (vph)	0	0	0	3240	2674	0
Ideal Flow (vphpl)	1950	1950	1950	1950	1950	1950
Total Lost time (s)				4.0	8.1	
Lane Util. Factor				0.76	0.94	
Frt				1.00	1.00	
Flt Protected				1.00	0.95	
Satd. Flow (prot)				8633	5072	
Flt Permitted				1.00	0.95	
Satd. Flow (perm)				8633	5072	
Peak-hour factor, PHF	0.95	0.95	0.95	0.95	0.95	0.95
Adj. Flow (vph)	0	0	0	3411	2815	0
RTOR Reduction (vph)	0	0	0	0	0	0
Lane Group Flow (vph)	0	0	0	3411	2815	0
Turn Type				NA	Prot	
Protected Phases				Free!	2!	
Permitted Phases						
Actuated Green, G (s)				180.0	68.9	
Effective Green, g (s)				180.0	68.9	
Actuated g/C Ratio				1.00	0.38	
Clearance Time (s)					8.1	
Lane Grp Cap (vph)				8633	1941	
v/s Ratio Prot				0.40	c0.56	
v/s Ratio Perm						
v/c Ratio				0.40	1.45	
Uniform Delay, d1				0.0	55.5	
Progression Factor				1.00	1.00	
Incremental Delay, d2				0.0	205.6	
Delay (s)				0.0	261.1	
Level of Service				A	F	
Approach Delay (s)	0.0			0.0	261.1	
Approach LOS	A			A	F	

Intersection Summary			
HCM 2000 Control Delay	118.1	HCM 2000 Level of Service	F
HCM 2000 Volume to Capacity ratio	0.92		
Actuated Cycle Length (s)	180.0	Sum of lost time (s)	27.9
Intersection Capacity Utilization	90.1%	ICU Level of Service	E
Analysis Period (min)	15		

! Phase conflict between lane groups.
c Critical Lane Group

DocuSign Envelope ID: 00F7F873-2213-453E-A7D6-7A719BA1E281

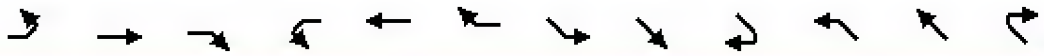

Lane Group	EBL	EBT	EBR	WBL	WBT	WBR	SEL	SET	SER	NWL	NWT	NWR
Lane Configurations												
Traffic Volume (vph)	0	0	0	0	3240	0	0	2491	0	0	0	0
Future Volume (vph)	0	0	0	0	3240	0	0	2491	0	0	0	0
Ideal Flow (vphpl)	1950	1950	1950	1950	1950	1950	1950	1950	1950	1950	1950	1950
Right Turn on Red			Yes	Yes		Yes			Yes			Yes
Link Speed (mph)		35			35			35			35	
Link Distance (ft)		451			419			555			180	
Travel Time (s)		8.8			8.2			10.8			3.5	
Peak Hour Factor	0.95	0.95	0.95	0.95	0.95	0.95	0.95	0.95	0.95	0.95	0.95	0.95
Shared Lane Traffic (%)												
Lane Group Flow (vph)	0	0	0	0	3411	0	0	2622	0	0	0	0
v/c Ratio					1.45			1.09				
Control Delay					247.2			70.9				
Queue Delay					0.0			0.0				
Total Delay					247.2			70.9				
Queue Length 50th (ft)					~1196			~1295				
Queue Length 95th (ft)					#1221			#1364				
Internal Link Dist (ft)		371			339			475			100	
Turn Bay Length (ft)												
Base Capacity (vph)					2359			2411				
Starvation Cap Reductn					0			0				
Spillback Cap Reductn					0			0				
Storage Cap Reductn					0			0				
Reduced v/c Ratio					1.45			1.09				

Intersection Summary

Area Type: Other

~ Volume exceeds capacity, queue is theoretically infinite.
Queue shown is maximum after two cycles.

95th percentile volume exceeds capacity, queue may be longer.
Queue shown is maximum after two cycles.

DocuSign Envelope ID: 00F7F873-2213-453E-A7D6-7A719BA1E281

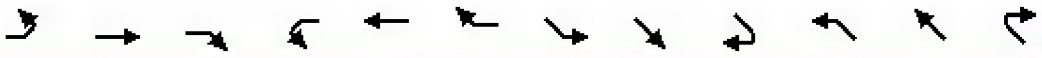

Movement	EBL	EBT	EBR	WBL	WBT	WBR	SEL	SET	SER	NWL	NWT	NWR
Lane Configurations					6			↑↑↑				
Traffic Volume (vph)	0	0	0	0	3240	0	0	2491	0	0	0	0
Future Volume (vph)	0	0	0	0	3240	0	0	2491	0	0	0	0
Ideal Flow (vphpl)	1950	1950	1950	1950	1950	1950	1950	1950	1950	1950	1950	1950
Total Lost time (s)					7.8			6.0				
Lane Util. Factor					0.76			0.91				
Frt					1.00			1.00				
Flt Protected					1.00			1.00				
Satd. Flow (prot)					8633			5168				
Flt Permitted					1.00			1.00				
Satd. Flow (perm)					8633			5168				
Peak-hour factor, PHF	0.95	0.95	0.95	0.95	0.95	0.95	0.95	0.95	0.95	0.95	0.95	0.95
Adj. Flow (vph)	0	0	0	0	3411	0	0	2622	0	0	0	0
RTOR Reduction (vph)	0	0	0	0	0	0	0	0	0	0	0	0
Lane Group Flow (vph)	0	0	0	0	3411	0	0	2622	0	0	0	0
Turn Type					NA			NA				
Protected Phases					4			1 6				
Permitted Phases												
Actuated Green, G (s)					49.2			76.5				
Effective Green, g (s)					49.2			76.5				
Actuated g/C Ratio					0.27			0.42				
Clearance Time (s)					7.8							
Lane Grp Cap (vph)					2359			2196				
v/s Ratio Prot					c0.40			c0.51				
v/s Ratio Perm												
v/c Ratio					1.45			1.19				
Uniform Delay, d1					65.4			51.8				
Progression Factor					1.00			0.50				
Incremental Delay, d2					203.1			91.3				
Delay (s)					268.5			117.3				
Level of Service					F			F				
Approach Delay (s)		0.0			268.5			117.3			0.0	
Approach LOS		A			F			F			A	

Intersection Summary			
HCM 2000 Control Delay	202.8	HCM 2000 Level of Service	F
HCM 2000 Volume to Capacity ratio	1.07		
Actuated Cycle Length (s)	180.0	Sum of lost time (s)	27.9
Intersection Capacity Utilization	88.9%	ICU Level of Service	E
Analysis Period (min)	15		
c Critical Lane Group			

DocuSign Envelope ID: 00F7F873-2213-453E-A7D6-7A719BA1E281

Lane Group	EBT	EBR	WBL	WBT	NEL	NER
Lane Configurations						
Traffic Volume (vph)	2491	0	0	0	0	2046
Future Volume (vph)	2491	0	0	0	0	2046
Ideal Flow (vphpl)	1950	1950	1950	1950	1950	1950
Right Turn on Red		Yes				No
Link Speed (mph)	35			35	35	
Link Distance (ft)	180			1057	806	
Travel Time (s)	3.5			20.6	15.7	
Peak Hour Factor	0.95	0.95	0.95	0.95	0.95	0.95
Shared Lane Traffic (%)						
Lane Group Flow (vph)	2622	0	0	0	0	2154
v/c Ratio	0.51					1.63
Control Delay	4.3					319.5
Queue Delay	0.0					0.0
Total Delay	4.3					319.5
Queue Length 50th (ft)	273					~2074
Queue Length 95th (ft)	m1					#2202
Internal Link Dist (ft)	100			977	726	
Turn Bay Length (ft)						
Base Capacity (vph)	5168					1321
Starvation Cap Reductn	0					0
Spillback Cap Reductn	0					0
Storage Cap Reductn	0					0
Reduced v/c Ratio	0.51					1.63

Intersection Summary

Area Type: Other

~ Volume exceeds capacity, queue is theoretically infinite.
Queue shown is maximum after two cycles.

95th percentile volume exceeds capacity, queue may be longer.
Queue shown is maximum after two cycles.

m Volume for 95th percentile queue is metered by upstream signal.

DocuSign Envelope ID: 00F7F873-2213-453E-A7D6-7A719BA1E281

Movement	EBT	EBR	WBL	WBT	NEL	NER
Lane Configurations						
Traffic Volume (vph)	2491	0	0	0	0	2046
Future Volume (vph)	2491	0	0	0	0	2046
Ideal Flow (vphpl)	1950	1950	1950	1950	1950	1950
Total Lost time (s)	4.0					6.0
Lane Util. Factor	0.91					0.88
Frt	1.00					0.85
Flt Protected	1.00					1.00
Satd. Flow (prot)	5168					2832
Flt Permitted	1.00					1.00
Satd. Flow (perm)	5168					2832
Peak-hour factor, PHF	0.95	0.95	0.95	0.95	0.95	0.95
Adj. Flow (vph)	2622	0	0	0	0	2154
RTOR Reduction (vph)	0	0	0	0	0	0
Lane Group Flow (vph)	2622	0	0	0	0	2154
Turn Type	NA					custom
Protected Phases	Free!					3 8!
Permitted Phases						
Actuated Green, G (s)	180.0					84.0
Effective Green, g (s)	180.0					84.0
Actuated g/C Ratio	1.00					0.47
Clearance Time (s)						
Lane Grp Cap (vph)	5168					1321
v/s Ratio Prot	0.51					c0.76
v/s Ratio Perm						
v/c Ratio	0.51					1.63
Uniform Delay, d1	0.0					48.0
Progression Factor	1.00					1.00
Incremental Delay, d2	0.0					287.2
Delay (s)	0.0					335.2
Level of Service	A					F
Approach Delay (s)	0.0			0.0	335.2	
Approach LOS	A			A	F	

Intersection Summary			
HCM 2000 Control Delay	151.2	HCM 2000 Level of Service	F
HCM 2000 Volume to Capacity ratio	1.20		
Actuated Cycle Length (s)	180.0	Sum of lost time (s)	27.9
Intersection Capacity Utilization	125.0%	ICU Level of Service	H
Analysis Period (min)	15		

! Phase conflict between lane groups.
c Critical Lane Group

DocuSign Envelope ID: 00F7F873-2213-453E-A7D6-7A719BA1E281

L

Design Year (2050) CORSIM Results – Build Alternative

DocuSign Envelope ID: 00F7F873-2213-453E-A7D6-7A719BA1E281

Temporal Distribution of CORSIM Network Entry Volumes

Design Year (2050) AM Peak Period

Entry Volume Location	Period 1 - Pre Peak Hour					Period 2 Peak Hour					Period 3 - Post Peak Hour						
	[illegible]	TP2	[illegible]	[illegible]	Total	[illegible]	TP6	[illegible]	[illegible]	Total	[illegible]	TP10	TP11	TP12	Total	Three Hour Throughput (veh)	Check
	6:00	6:15	6:30	6:45		7:00	7:15	7:30	7:45		8:00	8:15	8:30	8:45			
I-75 Southbound																	
North of SR 56	8389	8858	9174	9662	95.5%	10213	10393	9093	8082	100.0%	9183	8515	6944	7188	84.2%	279.8%	
	2097	2215	2294	2415	9021	2553	2598	2273	2020	9445	2296	2129	1736	1797	7957	26423	26423
	23.2%	24.5%	25.4%	26.8%	100.0%	27.0%	27.5%	24.1%	21.4%	100.0%	28.9%	26.8%	21.8%	22.6%	100.0%	-	
SR 56																	
Eastbound SR 56 West of I-75	3518	4603	4724	4626	79.3%	4927	5786	5816	5515	100.0%	5281	5063	4761	4159	87.4%	266.6%	
	880	1151	1181	1156	4368	1232	1446	1454	1379	5511	1320	1266	1190	1040	4816	14695	14695
	20.1%	26.3%	27.0%	26.5%	100.0%	22.4%	26.2%	26.4%	25.0%	100.0%	27.4%	26.3%	24.7%	21.6%	100.0%	-	
Westbound SR 56 East of I-75	2077	3020	3349	3661	66.7%	4215	5193	4587	4154	100.0%	3964	3990	4007	3626	85.9%	252.6%	
	519	755	837	915	3027	1054	1298	1147	1039	4537	991	997	1002	907	3897	11460	11460
	17.2%	24.9%	27.7%	30.2%	100.0%	23.2%	28.6%	25.3%	22.9%	100.0%	25.4%	25.6%	25.7%	23.3%	100.0%	-	
Cross Streets																	
Northbound I-75 to SR 56 Off Ramp	1734	2259	2760	2529	80.2%	2768	2633	2967	3205	100.0%	2696	2685	2911	3054	98.1%	278.3%	
	433	565	690	632	2320	692	658	742	801	2893	674	672	728	764	2837	8051	8051
	18.7%	24.3%	29.7%	27.2%	100.0%	23.9%	22.7%	25.6%	27.7%	100.0%	23.8%	23.7%	25.6%	26.9%	100.0%	-	

Design Year (2050) PM Peak Period

Entry Volume Location	Period 1 Pre Peak Hour					Period 2 Peak Hour					Period 3 Post Peak Hour						
	[illegible]	TP2	[illegible]	[illegible]	Total	[illegible]	TP6	[illegible]	[illegible]	Total	[illegible]	TP10	[illegible]	TP12	Total	Three Hour Throughput (veh)	Check
	3:45	4:00	4:15	4:30		4:45	5:00	5:15	5:30		5:45	6:00	6:15	6:30			
I-75 Southbound																	
North of SR 56	7219	7542	7559	6632	97.2%	7650	7832	6880	7418	100.0%	7410	7029	5729	5572	86.4%	283.7%	
	1805	1886	1890	1658	7238	1912	1958	1720	1855	7445	1852	1757	1432	1393	6435	21118	21118
	24.9%	26.1%	26.1%	22.9%	100.0%	25.7%	26.3%	23.1%	24.9%	100.0%	28.8%	27.3%	22.3%	21.6%	100.0%	-	
SR 56																	
Eastbound SR 56 West of I-75	4715	4489	4684	4314	96.6%	3965	4460	5451	4956	100.0%	4744	4708	4963	4220	99.0%	295.5%	
	1179	1122	1166	1079	4546	991	1115	1363	1239	4708	1186	1177	1241	1055	4659	13913	13913
	25.9%	24.7%	25.7%	23.7%	100.0%	21.1%	23.7%	28.9%	26.3%	100.0%	25.5%	25.3%	26.6%	22.6%	100.0%	-	
Westbound SR 56 East of I-75	3453	3607	3820	3694	97.7%	3752	4022	3540	3598	100.0%	3260	3289	3193	3087	86.0%	283.8%	
	863	902	955	924	3644	938	1006	885	899	3728	815	822	798	772	3207	10579	10579
	23.7%	24.8%	26.2%	25.3%	100.0%	25.2%	27.0%	23.7%	24.1%	100.0%	25.4%	25.6%	24.9%	24.1%	100.0%	-	
Cross Streets																	
Northbound I-75 to SR 56 Off Ramp	4446	4184	4903	4654	96.3%	4870	4580	4802	4628	100.0%	4399	4029	4385	3632	87.1%	283.4%	
	1111	1046	1226	1164	4547	1217	1145	1201	1157	4720	1100	1007	1096	908	4111	13378	13378
	24.4%	23.0%	27.0%	25.6%	100.0%	25.8%	24.3%	25.4%	24.5%	100.0%	26.7%	24.5%	26.7%	22.1%	100.0%	-	

DocuSign Envelope ID: 00F7F873-2213-453E-A7D6-7A719BA1E281

Design Year (2050) Build - AM Peak Hour

Roadway Segment Measures of Effectiveness (MOEs)

Road	Type of Freeway Facility	Segment Number	Location		Link ID	From Node	To Node	Length (ft)	Hourly Volumes (veh)					Link-Specific MOEs				Segment Average (Weighted)					
			From	To					Volume Input (vph)	Volume Processed (vph)	Difference	Percent Difference	GEH	Speed (mph)	Density (veh/ln-mi)	Density (pcpmpl)	LOS	Volume (vph)	Percentage (%)	Speed (mph)	Density (veh/ln-mi)	Density (pcpmpl)	LOS
I-75 (SB)	Basic Freeway Segment	1	North of SR 56 Off Ramp		USN 2000 DSN 2001 Link_Freeway	2000	2001	1,250	9,445	8,897	548	-5.80%	5.7	65.5	34.6	32.3	D	8,899	94%	62.0	36.42	34.0	D
					USN 2001 DSN 2002 Link_Freeway	2001	2002	1,250	9,445	8,901	544	-5.76%	5.7	58.5	38.3	35.8	E						
	Diverge Segment	2	North of SR 56 Off Ramp	SR 56 Off Ramp	USN 2002 DSN 2003 Link_Freeway	2002	2003	1,500	9,445	8,900	545	-5.77%	5.7	55.9	38.6	36.1	F	8,900	94%	55.9	38.60	36.1	F
	Basic Freeway Segment	3	SR 56 Off Ramp	North of I-275 Diverge	USN 2003 DSN 2004 Link_Freeway	2003	2004	1,913	8,330	7,851	479	-5.75%	5.3	62.9	31.2	29.2	D	7,850	94%	63.5	30.91	28.9	D
					USN 2004 DSN 2005 Link_Freeway	2004	2005	1,895	8,330	7,848	482	-5.78%	5.4	64.1	30.6	28.6	D						
	Basic Freeway - Lane Add Segment	4	North of I-275 Diverge		USN 2005 DSN 2006 Link_Freeway	2005	2006	1,505	8,330	7,850	480	-5.76%	5.3	65.4	20.9	19.6	C	7,851	94%	65.0	20.46	19.1	C
					USN 2006 DSN 2007 Link_Freeway	2006	2007	1,401	8,330	7,848	482	-5.79%	5.4	65.7	19.9	18.6	C						
					USN 2007 DSN 2008 Link_Freeway	2007	2008	1,401	8,330	7,855	475	-5.70%	5.3	63.9	20.5	19.2	C						
	Major Diverge Segment	5	North of I-275 Diverge	I-275 Diverge	USN 2008 DSN 2009 Link_Freeway	2008	2009	1,500	8,330	7,854	476	-5.71%	5.3	64.9	20.2	18.8	B	7,854	94%	64.9	20.16	18.8	B
	Basic Freeway - Lane Drop Segment	6	I-275 Diverge	SB CD Merge	USN 2009 DSN 2010 Link_Freeway	2009	2010	1,360	4,035	3,802	233	-5.78%	3.7	67.5	14.1	13.2	B	3,802	94%	66.9	14.21	13.3	B
					USN 2010 DSN 2011 Link_Freeway	2010	2011	1,360	4,035	3,803	232	-5.75%	3.7	66.3	14.3	13.4	B						
	Basic Freeway Segment	7	North of SB CD Merge	SB CD Merge	USN 2011 DSN 2012 Link_Freeway	2011	2012	1,331	4,035	3,800	235	-5.83%	3.8	65.7	19.3	18.0	C	3,800	94%	65.7	19.30	18.0	C
	Merge Segment	8	SB CD Merge	First SB CD Merge Lane	USN 2012 DSN 2013 Link_Freeway	2012	2013	1,500	6,572	6,092	480	-7.31%	6.0	62.0	19.7	18.4	B	6,092	93%	62.0	19.67	18.4	B
	Merge Segment	9	First SB CD Merge Lane	South of Second SB CD Merge Lane	USN 2013 DSN 2014 Link_Freeway	2013	2014	1,500	6,572	6,082	490	-7.45%	6.2	54.3	28.1	26.2	C	6,082	93%	54.3	28.08	26.2	C
	Basic Freeway Segment	10	Sounth of SB CD Merge		USN 2014 DSN 2015 Link_Freeway	2014	2015	2,000	6,572	6,083	489	-7.44%	6.1	61.4	33.0	30.9	D	6,083	93%	61.4	33.04	30.9	D
SB CD	Basic Freeway Segment	8	SR 56 On Ramp	North of I-75/I-275 Diverge	USN 2205 DSN 2206 Link_Freeway	2205	2206	211	4,720	4,257	463	-9.81%	6.9	46.7	30.4	28.4	D	4,271	90%	55.4	25.70	24.0	C
					USN 2206 DSN 2207 Link_Freeway	2206	2207	1,491	4,720	4,257	463	-9.81%	6.9	55.7	25.5	23.8	C						
					USN 2207 DSN 2208 Link_Freeway	2207	2208	1,405	4,720	4,266	454	-9.62%	6.8	56.2	25.3	23.6	C						
					USN 2208 DSN 2209 Link_Freeway	2208	2209	1,392	4,720	4,276	444	-9.40%	6.6	56.1	25.4	23.7	C						
					USN 2209 DSN 2210 Link_Freeway	2209	2210	1,860	4,720	4,285	435	-9.21%	6.5	55.1	25.9	24.2	C						
	Major Diverge Segment	9	North of I-75/I-275 Diverge	I-75/I-275 Diverge	USN 2210 DSN 2211 Link_Freeway	2210	2211	1,500	4,720	4,293	427	-9.05%	6.4	48.9	29.4	27.5	C	4,293	91%	48.9	29.38	27.5	C
I-275 (SB)	Basic Freeway Segment	10	I-75 Diverge to I-275	SB CD and I-275 Merge	USN 2009 DSN 2213 Link_Freeway	2009	2213	1,780	4,295	4,052	243	-5.67%	3.8	66.0	20.5	19.1	C	4,052	94%	66.2	20.42	19.1	C
					USN 2213 DSN 2214 Link_Freeway	2213	2214	1,750	4,295	4,053	242	-5.64%	3.7	66.3	20.4	19.0	C						
					USN 2214 DSN 2016 Link_Freeway	2214	2016	1,810	4,295	4,052	243	-5.65%	3.8	66.2	20.4	19.1	C						
	Merge Segment	11	SB CD and I-275 Merge	South of SB CD and I-275 Merge	USN 2016 DSN 2017 Link_Freeway	2016	2017	750	6,478	6,039	439	-6.78%	5.5	59.1	25.7	24.0	C	6,040	93%	52.5	32.22	30.1	D
					USN 2017 DSN 2018 Link_Freeway	2017	2018	750	6,478	6,041	437	-6.74%	5.5	45.9	38.7	36.2	F						
	Basic Freeway Segment	12	Sounth of SB CD and I-275 Merge		USN 2018 DSN 2019 Link_Freeway	2018	2019	2,000	6,478	6,037	441	-6.81%	5.6	61.4	32.8	30.6	D	6,037	93%	61.4	32.78	30.6	D

DocuSign Envelope ID: 00F7F873-2213-453E-A7D6-7A719BA1E281

Design Year (2050) Build- AM Peak Hour

Roadway Segment Measures of Effectiveness (MOEs)

Description			Link ID	Free Flow Speed (mph)	Simulated Speed (mph) by Time Period											
On Roadway	Segment				TP1	TP2	TP3	TP4	TP5	TP6	TP7	TP8	TP9	TP10	TP11	TP12
	From	To			6:00 AM	6:15 AM	6:30 AM	6:45 AM	7:00 AM	7:15 AM	7:30 AM	7:45 AM	8:00 AM	8:15 AM	8:30 AM	8:45 AM
Southbound I-75 Mainline	North of SR 56 Off Ramp		USN 2000 DSN 2001 Link_Freeway	70	66.7	66.3	65.9	65.6	65.5	65.9	65.9	64.8	65.1	65.4	66.2	66.7
			USN 2001 DSN 2002 Link_Freeway	70	64.0	61.7	59.8	55.7	57.8	57.7	61.0	57.4	56.3	58.0	59.9	63.7
	North of SR 56 Off Ramp	SR 56 Off Ramp	USN 2002 DSN 2003 Link_Freeway	70	60.7	57.3	55.8	53.6	54.8	55.4	57.3	56.3	54.6	56.4	56.6	60.4
	SR 56 Off Ramp	North of I-275 Diverge	USN 2003 DSN 2004 Link_Freeway	70	64.6	63.6	62.9	62.3	62.6	62.9	63.1	63.0	62.9	63.0	63.3	64.5
			USN 2004 DSN 2005 Link_Freeway	70	65.0	64.4	64.1	63.8	64.0	64.0	64.2	64.2	64.2	64.0	64.2	64.9
	North of I-275 Diverge		USN 2005 DSN 2006 Link_Freeway	70	65.9	65.6	65.4	65.3	65.3	65.4	65.5	65.4	65.5	65.3	65.4	66.0
			USN 2006 DSN 2007 Link_Freeway	70	66.1	65.8	65.6	65.7	65.7	65.8	65.7	65.7	65.6	65.6	65.5	66.0
			USN 2007 DSN 2008 Link_Freeway	70	64.8	64.1	63.9	63.9	63.8	63.9	63.9	63.9	64.1	63.6	63.6	64.6
	North of I-275 Diverge	I-275 Diverge	USN 2008 DSN 2009 Link_Freeway	70	65.7	65.1	65.0	65.0	64.9	65.0	65.0	64.9	65.2	64.8	64.9	65.5
	I-275 Diverge	SB CD Merge	USN 2009 DSN 2010 Link_Freeway	70	67.7	67.5	67.5	67.5	67.5	67.4	67.5	67.4	67.6	67.5	67.5	67.5
			USN 2010 DSN 2011 Link_Freeway	70	66.5	66.5	66.4	66.5	66.2	66.5	66.4	66.2	66.5	66.4	66.4	66.5
	North of SB CD Merge	SB CD Merge	USN 2011 DSN 2012 Link_Freeway	70	65.8	65.9	65.8	65.9	65.5	65.9	65.8	65.4	65.7	65.8	65.7	65.9
	SB CD Merge		USN 2012 DSN 2013 Link_Freeway	70	64.6	64.1	63.4	63.3	62.5	61.6	61.7	62.2	62.4	62.1	62.4	63.0
		Sounth of SB CD Merge	USN 2013 DSN 2014 Link_Freeway	70	62.3	59.7	57.5	57.3	55.8	54.2	52.7	54.7	54.9	54.3	54.4	56.6
	Sounth of SB CD Merge		USN 2014 DSN 2015 Link_Freeway	70	64.9	63.9	62.8	62.9	62.1	61.1	60.8	61.6	61.7	61.4	61.5	62.5
SB CD	SR 56 On Ramp	North of I-75/I-275 Diverge	USN 2205 DSN 2206 Link_Freeway	60	49.0	48.0	47.7	47.8	47.3	46.5	46.4	46.8	46.4	46.6	46.6	46.9
			USN 2206 DSN 2207 Link_Freeway	60	57.1	56.7	56.4	56.3	56.0	55.6	55.5	55.8	55.6	55.7	55.6	55.8
			USN 2207 DSN 2208 Link_Freeway	60	57.5	57.2	57.0	56.6	56.3	56.2	56.0	56.3	56.3	56.2	56.4	56.4
			USN 2208 DSN 2209 Link_Freeway	60	57.5	57.1	56.8	56.5	56.2	56.1	55.9	56.1	56.2	56.1	56.2	56.3
			USN 2209 DSN 2210 Link_Freeway	60	57.3	56.7	56.3	55.9	55.4	55.1	54.9	54.9	55.4	55.0	55.2	55.4
	North of I-75/I-275 Diverge	I-75/I-275 Diverge	USN 2210 DSN 2211 Link_Freeway	60	55.9	54.4	52.9	52.4	51.5	48.8	47.1	48.2	49.1	48.5	49.7	50.5
I-275 (SB)	I-75 Diverge to I-275	SB CD and I-275 Merge	USN 2009 DSN 2213 Link_Freeway	70	66.4	66.0	66.0	65.9	66.0	66.0	66.0	66.1	66.2	65.9	65.9	66.2
			USN 2213 DSN 2214 Link_Freeway	70	66.5	66.3	66.3	66.2	66.2	66.3	66.3	66.4	66.3	66.1	66.2	66.5
			USN 2214 DSN 2016 Link_Freeway	70	66.5	66.2	66.1	66.0	66.1	66.1	66.2	66.2	66.1	65.9	66.0	66.3
	SB CD and I-275 Merge	South of SB CD and I-275 Merge	USN 2016 DSN 2017 Link_Freeway	70	64.8	64.0	63.2	62.6	61.7	56.3	57.5	60.7	62.4	61.0	60.7	62.8
			USN 2017 DSN 2018 Link_Freeway	70	62.3	57.6	53.9	52.3	48.6	44.5	43.3	47.1	50.9	47.6	47.5	51.7
	Sounth of SB CD and I-275 Merge		USN 2018 DSN 2019 Link_Freeway	70	65.2	64.1	63.5	62.8	62.1	61.1	61.0	61.6	62.8	62.0	62.0	63.2

DocuSign Envelope ID: 00F7F873-2213-453E-A7D6-7A719BA1E281

Design Year (2050) Build - PM Peak Hour

Roadway Segment Measures of Effectiveness (MOEs)

Road	Type of Freeway Facility	Segment Number	Location		Link ID	From Node	To Node	Length (ft)	Hourly Volumes (veh)					Link-Specific MOEs				Segment Average (Weighted)					
			From	To					Volume Input (vph)	Volume Processed (vph)	Difference	Percent Difference	GEH	Speed (mph)	Density (veh/ln-mi)	Density (pcpmpl)	OS	Volume (vph)	Percentage (%)	Speed (mph)	Density (veh/ln-mi)	Density (pcpmpl)	LOS
I-75 (SB)	Basic Freeway Segment	1	North of SR 56 Off RPMp		USN 2000 DSN 2001 Link_Freeway	2000	2001	1,250	7,445	7,442	3	-0.04%	0.0	67.1	28.2	26.3	D	7,439	100%	66.4	28.25	26.4	D
					USN 2001 DSN 2002 Link_Freeway	2001	2002	1,250	7,445	7,437	8	-0.11%	0.1	65.7	28.3	26.5	D						
	Diverge Segment	2	North of SR 56 Off RPMp	SR 56 Off RPMp	USN 2002 DSN 2003 Link_Freeway	2002	2003	1,500	7,445	7,434	12	-0.15%	0.1	63.4	28.4	26.5	C	7,434	100%	63.4	28.38	26.5	C
	Basic Freeway Segment	3	SR 56 Off RPMp	North of I-275 Diverge	USN 2003 DSN 2004 Link_Freeway	2003	2004	1,913	6,545	6,552	-7	0.11%	0.1	65.5	25.0	23.4	C	6,554	100%	65.6	24.98	23.3	C
					USN 2004 DSN 2005 Link_Freeway	2004	2005	1,895	6,545	6,556	-11	0.17%	0.1	65.7	24.9	23.3	C						
	Basic Freeway - Lane Add Segment	4	North of I-275 Diverge		USN 2005 DSN 2006 Link_Freeway	2005	2006	1,505	6,545	6,559	-14	0.22%	0.2	66.4	17.2	16.1	B	6,555	100%	66.2	16.77	15.7	B
					USN 2006 DSN 2007 Link_Freeway	2006	2007	1,401	6,545	6,556	-11	0.16%	0.1	66.6	16.4	15.3	B						
					USN 2007 DSN 2008 Link_Freeway	2007	2008	1,401	6,545	6,549	-4	0.06%	0.0	65.6	16.6	15.6	B						
	Major Diverge Segment	5	North of I-275 Diverge	I-275 Diverge	USN 2008 DSN 2009 Link_Freeway	2008	2009	1,500	6,545	6,541	4	-0.07%	0.1	66.5	16.4	15.3	B	6,541	100%	66.5	16.42	15.3	B
	Basic Freeway - Lane Drop Segment	6	I-275 Diverge	SB CD Merge	USN 2009 DSN 2010 Link_Freeway	2009	2010	1,360	3,531	3,528	3	-0.07%	0.0	67.8	13.0	12.2	B	3,527	100%	67.1	13.14	12.3	B
					USN 2010 DSN 2011 Link_Freeway	2010	2011	1,360	3,531	3,526	5	-0.15%	0.1	66.5	13.3	12.4	B						
	Basic Freeway Segment	7	North of SB CD Merge	SB CD Merge	USN 2011 DSN 2012 Link_Freeway	2011	2012	1,331	3,531	3,525	6	-0.18%	0.1	65.9	17.8	16.7	B	3,525	100%	65.9	17.83	16.7	B
	Merge Segment	8	SB CD Merge	First SB CD Merge Lane	USN 2012 DSN 2013 Link_Freeway	2012	2013	1,500	5,329	5,206	123	-2.31%	1.7	64.0	16.3	15.2	B	5,206	98%	64.0	16.28	15.2	B
	Merge Segment	9	First SB CD Merge Lane	South of Second SB CD Merge Lane	USN 2013 DSN 2014 Link_Freeway	2013	2014	1,500	5,329	5,200	129	-2.42%	1.8	60.3	21.6	20.2	C	5,200	98%	60.3	21.57	20.2	C
	Basic Freeway Segment	10	Sounth of SB CD Merge		USN 2014 DSN 2015 Link_Freeway	2014	2015	2,000	5,329	5,197	132	-2.48%	1.8	64.3	26.9	25.2	C	5,197	98%	64.3	26.95	25.2	C
SB CD	Basic Freeway Segment	8	SR 56 On RPMp	North of I-75/I-275 Diverge	USN 2205 DSN 2206 Link_Freeway	2205	2206	211	2,893	2,737	156	-5.39%	2.9	48.5	18.8	17.6	B	2,736	95%	56.9	16.06	15.0	B
					USN 2206 DSN 2207 Link_Freeway	2206	2207	1,491	2,893	2,737	156	-5.40%	2.9	57.0	16.0	15.0	B						
					USN 2207 DSN 2208 Link_Freeway	2207	2208	1,405	2,893	2,737	156	-5.40%	2.9	57.4	15.9	14.8	B						
					USN 2208 DSN 2209 Link_Freeway	2208	2209	1,392	2,893	2,735	158	-5.46%	3.0	57.3	15.9	14.9	B						
					USN 2209 DSN 2210 Link_Freeway	2209	2210	1,860	2,893	2,737	156	-5.41%	2.9	56.9	16.0	15.0	B						
	Major Diverge Segment	9	North of I-75/I-275 Diverge	I-75/I-275 Diverge	USN 2210 DSN 2211 Link_Freeway	2210	2211	1,500	2,893	2,739	154	-5.33%	2.9	54.9	16.6	15.5	B	2,739	95%	54.9	16.61	15.5	B
I-275 (SB)	Basic Freeway Segment	10	I-75 Diverge to I-275	SB CD and I-275 Merge	USN 2009 DSN 2213 Link_Freeway	2009	2213	1,780	3,014	3,010	4	-0.14%	0.1	67.1	14.9	14.0	B	3,008	100%	67.2	14.93	14.0	B
					USN 2213 DSN 2214 Link_Freeway	2213	2214	1,750	3,014	3,007	7	-0.23%	0.1	67.3	14.9	13.9	B						
					USN 2214 DSN 2016 Link_Freeway	2214	2016	1,810	3,014	3,006	8	-0.27%	0.1	67.1	14.9	14.0	B						
	Merge Segment	11	SB CD and I-275 Merge	South of SB CD and I-275 Merge	USN 2016 DSN 2017 Link_Freeway	2016	2017	750	4,109	4,065	44	-1.08%	0.7	65.3	15.6	14.5	B	4,061	99%	64.7	17.01	15.9	B
					USN 2017 DSN 2018 Link_Freeway	2017	2018	750	4,109	4,058	51	-1.25%	0.8	64.1	18.5	17.3	B						
	Basic Freeway Segment	12	Sounth of SB CD and I-275 Merge		USN 2018 DSN 2019 Link_Freeway	2018	2019	2,000	4,109	4,055	54	-1.31%	0.8	66.3	20.4	19.1	C	4,055	99%	66.3	20.40	19.1	C

DocuSign Envelope ID: 00F7F873-2213-453E-A7D6-7A719BA1E281

Design Year (2050) Build- PM Peak Hour

Roadway Segment Measures of Effectiveness (MOEs)

Description			Link ID	Free Flow Speed (mph)	Simulated Speed (mph) by Time Period											
On Roadway	Segment				TP1	TP2	TP3	TP4	TP5	TP6	TP7	TP8	TP9	TP10	TP11	TP12
	From	To			6:00 PM	6:15 PM	6:30 PM	6:45 PM	7:00 PM	7:15 PM	7:30 PM	7:45 PM	8:00 PM	8:15 PM	8:30 PM	8:45 PM
Southbound I-75 Mainline	North of SR 56 Off RPMp		USN 2000 DSN 2001 Link_Freeway	70	67.2	67.0	67.0	67.4	67.1	66.9	67.4	67.2	67.1	67.3	67.9	68.0
			USN 2001 DSN 2002 Link_Freeway	70	66.1	65.4	65.6	66.4	65.6	65.2	66.3	65.9	65.7	66.0	67.1	67.2
	North of SR 56 Off RPMp	SR 56 Off RPMp	USN 2002 DSN 2003 Link_Freeway	70	64.0	62.8	63.1	64.4	63.3	62.6	64.2	63.6	63.4	64.1	65.6	65.6
	SR 56 Off RPMp	North of I-275 Diverge	USN 2003 DSN 2004 Link_Freeway	70	65.7	65.5	65.4	66.0	65.5	65.1	66.0	65.6	65.6	65.8	66.7	66.9
			USN 2004 DSN 2005 Link_Freeway	70	65.9	65.7	65.6	66.1	65.7	65.4	66.0	65.8	65.8	65.9	66.6	66.9
	North of I-275 Diverge		USN 2005 DSN 2006 Link_Freeway	70	66.5	66.3	66.4	66.7	66.4	66.2	66.7	66.5	66.5	66.5	67.1	67.3
			USN 2006 DSN 2007 Link_Freeway	70	66.7	66.5	66.5	66.8	66.6	66.3	66.9	66.6	66.7	66.8	67.3	67.5
			USN 2007 DSN 2008 Link_Freeway	70	65.8	65.7	65.4	66.0	65.6	65.3	65.9	65.6	65.8	65.9	66.7	67.0
	North of I-275 Diverge	I-275 Diverge	USN 2008 DSN 2009 Link_Freeway	70	66.6	66.4	66.3	66.8	66.4	66.2	66.7	66.5	66.5	66.6	67.2	67.4
	I-275 Diverge	SB CD Merge	USN 2009 DSN 2010 Link_Freeway	70	67.9	67.6	67.7	68.0	67.8	67.6	67.9	67.9	67.8	67.8	68.1	68.4
			USN 2010 DSN 2011 Link_Freeway	70	66.7	66.4	66.4	67.0	66.6	66.1	66.7	66.6	66.6	66.7	67.1	67.6
	North of SB CD Merge	SB CD Merge	USN 2011 DSN 2012 Link_Freeway	70	66.0	65.8	65.7	66.7	66.0	65.4	66.1	66.2	66.0	66.3	66.7	67.4
	SB CD Merge		USN 2012 DSN 2013 Link_Freeway	70	64.5	64.2	63.9	64.4	63.9	63.8	64.1	64.2	64.5	64.2	64.9	65.3
		Sounth of SB CD Merge	USN 2013 DSN 2014 Link_Freeway	70	61.3	60.5	60.2	60.9	60.3	59.9	60.4	60.8	60.9	61.2	63.0	63.7
	Sounth of SB CD Merge		USN 2014 DSN 2015 Link_Freeway	70	64.7	64.5	64.1	64.7	64.3	64.0	64.4	64.5	64.5	64.8	65.6	66.1
SB CD	SR 56 On RPMp	North of I-75/I-275 Diverge	USN 2205 DSN 2206 Link_Freeway	60	48.9	48.7	48.7	48.7	48.5	48.5	48.5	48.7	48.8	48.6	48.7	48.7
			USN 2206 DSN 2207 Link_Freeway	60	57.2	57.1	56.9	57.0	56.9	57.0	57.0	57.0	57.2	57.1	57.1	57.1
			USN 2207 DSN 2208 Link_Freeway	60	57.6	57.6	57.4	57.3	57.4	57.4	57.4	57.4	57.6	57.6	57.5	57.6
			USN 2208 DSN 2209 Link_Freeway	60	57.5	57.5	57.3	57.2	57.3	57.4	57.2	57.3	57.5	57.5	57.4	57.5
			USN 2209 DSN 2210 Link_Freeway	60	57.2	57.2	56.9	56.7	56.9	56.9	56.9	57.0	57.3	57.2	57.2	57.3
	North of I-75/I-275 Diverge	I-75/I-275 Diverge	USN 2210 DSN 2211 Link_Freeway	60	56.0	55.6	55.3	54.6	54.9	54.8	54.9	55.3	55.8	55.8	55.8	55.9
I-275 (SB)	I-75 Diverge to I-275	SB CD and I-275 Merge	USN 2009 DSN 2213 Link_Freeway	70	67.1	67.1	67.0	67.3	67.2	66.9	67.2	67.1	67.1	67.1	67.5	67.6
			USN 2213 DSN 2214 Link_Freeway	70	67.3	67.2	67.2	67.5	67.3	67.1	67.4	67.3	67.3	67.3	67.6	67.8
			USN 2214 DSN 2016 Link_Freeway	70	67.3	67.1	67.1	67.4	67.2	67.0	67.3	67.1	67.2	67.2	67.6	67.7
	SB CD and I-275 Merge	South of SB CD and I-275 Merge	USN 2016 DSN 2017 Link_Freeway	70	65.3	65.4	65.4	65.4	65.4	65.2	65.3	65.3	65.4	65.4	65.5	65.5
			USN 2017 DSN 2018 Link_Freeway	70	64.2	64.2	64.2	64.3	64.2	63.4	64.4	64.4	64.5	64.6	65.5	65.7
	Sounth of SB CD and I-275 Merge		USN 2018 DSN 2019 Link_Freeway	70	66.3	66.2	66.1	66.4	66.3	66.0	66.4	66.3	66.3	66.3	66.8	66.9

DocuSign Envelope ID: 00F7F873-2213-453E-A7D6-7A719BA1E281

M

ISATe Summary

DocuSign Envelope ID: 00F7F873-2213-453E-A7D6-7A719BA1E281

Output Summary

General Information

Project description:	Southbound I-75 from SR 56 to the I-275/I-75 Apex - No Build Alternative				
Analyst:	DJS	Date:	9/2/2022	Area type:	Urban
First year of analysis:	2030				
Last year of analysis:	2050				

Crash Data Description

Freeway segments	Segment crash data available?	No	First year of crash data:	
	Project-level crash data available?	No	Last year of crash data:	
Ramp segments	Segment crash data available?	No	First year of crash data:	
	Project-level crash data available?	No	Last year of crash data:	
Ramp terminals	Segment crash data available?	No	First year of crash data:	
	Project-level crash data available?	No	Last year of crash data:	

Estimated Crash Statistics

Crashes for Entire Facility	**Total**	**K**	**A**	**B**	**C**	**PDO**
Estimated number of crashes during Study Period, crashes:	5649.8	26.1	69.3	480.8	1057.6	4015.9
Estimated average crash freq. during Study Period, crashes/yr:	269.0	1.2	3.3	22.9	50.4	191.2

Crashes by Facility Component	**Nbr. Sites**	**Total**	**K**	**A**	**B**	**C**	**PDO**
Freeway segments, crashes:	3	5251.2	23.5	61.4	437.9	933.1	3795.2
Ramp segments, crashes:	1	398.6	2.6	7.9	42.9	124.5	220.7
Crossroad ramp terminals, crashes:	0	0.0	0.0	0.0	0.0	0.0	0.0

Crashes for Entire Facility by Year	**Year**	**Total**	**K**	**A**	**B**	**C**	**PDO**
Estimated number of crashes during the Study Period, crashes:	2030	199.9	1.0	2.5	17.7	38.9	139.8
	2031	206.3	1.0	2.6	18.2	39.9	144.5
	2032	212.5	1.0	2.7	18.7	41.0	149.2
	2033	219.1	1.0	2.8	19.2	42.1	154.0
	2034	225.8	1.1	2.8	19.7	43.2	159.0
	2035	232.5	1.1	2.9	20.2	44.3	164.0
	2036	239.2	1.1	3.0	20.7	45.5	168.9
	2037	246.1	1.2	3.1	21.2	46.6	174.1
	2038	253.1	1.2	3.1	21.7	47.8	179.3
	2039	260.1	1.2	3.2	22.3	48.9	184.5
	2040	267.4	1.2	3.3	22.8	50.1	189.9
	2041	274.7	1.3	3.4	23.3	51.4	195.4
	2042	281.9	1.3	3.4	23.9	52.5	200.7
	2043	289.4	1.3	3.5	24.4	53.8	206.3
	2044	296.9	1.4	3.6	25.0	55.0	212.0
	2045	304.6	1.4	3.7	25.5	56.3	217.7
	2046	312.2	1.4	3.8	26.1	57.5	223.4
	2047	320.1	1.5	3.9	26.7	58.8	229.4
	2048	328.0	1.5	3.9	27.3	60.1	235.3
	2049	336.0	1.5	4.0	27.8	61.4	241.2
	2050	344.0	1.5	4.1	28.4	62.7	247.3
	2051						
	2052						
	2053						

Distribution of Crashes for Entire Facility

Crash Type	**Crash Type Category**	**Estimated Number of Crashes During the Study Period**					
		Total	**K**	**A**	**B**	**C**	**PDO**
Multiple vehicle	Head-on crashes:	19.9	0.2	0.5	3.5	7.9	7.9
	Right-angle crashes:	95.0	0.6	1.6	11.6	25.0	56.1
	Rear-end crashes:	3238.0	16.3	43.2	299.2	658.2	2221.1
	Sideswipe crashes:	1117.4	3.8	10.1	70.2	153.3	880.0
	Other multiple-vehicle crashes:	152.9	0.9	2.6	16.7	39.7	93.0
	Total multiple-vehicle crashes:	4623.3	21.8	58.0	401.2	884.2	3258.1
Single vehicle	Crashes with animal:	17.3	0.0	0.0	0.3	0.7	16.2
	Crashes with fixed object:	739.8	3.1	8.2	57.5	125.2	545.9
	Crashes with other object:	115.3	0.2	0.6	3.9	8.5	102.1
	Crashes with parked vehicle:	16.0	0.1	0.2	1.2	2.6	12.0
	Other single-vehicle crashes	138.2	0.9	2.4	16.7	36.6	81.6
	Total single-vehicle crashes:	1026.5	4.3	11.3	79.6	173.5	757.8
	Total crashes:	5649.8	26.1	69.3	480.8	1057.6	4015.9

DocuSign Envelope ID: 00F7F873-2213-453E-A7D6-7A719BA1E281

No Build

Input Worksheet for Freeway Segments

Clear | Echo Input Values (View results in Column AV) | Check Input Values (View results in Advisory Messages)

		Segment 1 Study Period	Segment 2 Study Period	Segment 3 Study Period
Basic Roadway Data				
	Number of through lanes (n):	10	6	6
	Freeway segment description:	I-75 N of I-275	I-75 S of I-275	I-275 S of I-75
	Segment length (L), mi:	1.02	1.52	1.14
Alignment Data				
Horizontal Curve Data ◄ See note				
1	Horizontal curve in segment?:	No	No	No
	Curve radius (R_1), ft:			
	Length of curve (L_{c1}), mi:			
	Length of curve in segment ($L_{c1,seg}$), mi:			
2	Horizontal curve in segment?:			
	Curve radius (R_2), ft:			
	Length of curve (L_{c2}), mi:			
	Length of curve in segment ($L_{c2,seg}$), mi:			
3	Horizontal curve in segment?:			
	Curve radius (R_3), ft:			
	Length of curve (L_{c3}), mi:			
	Length of curve in segment ($L_{c3,seg}$), mi:			
Cross Section Data				
	Lane width (W_l), ft:	12	12	12
	Outside shoulder width (W_s), ft:	12	12	12
	Inside shoulder width (W_{is}), ft:	12	12	12
	Median width (W_m), ft:	64	64	90
	Rumble strips on outside shoulders?:	No	No	No
	Length of rumble strips for travel in increasing milepost direction, mi:			
	Length of rumble strips for travel in decreasing milepost direction, mi:			
	Rumble strips on inside shoulders?:	No	No	No
	Length of rumble strips for travel in increasing milepost direction, mi:			
	Length of rumble strips for travel in decreasing milepost direction, mi:			
	Presence of barrier in median:	Offset	Offset	None
1	Length of barrier ($L_{ib,1}$), mi:	1.02	1.52	
	Distance from edge of traveled way to barrier face ($W_{off,in,1}$), ft:	12	12	
2	Length of barrier ($L_{ib,2}$), mi:			
	Distance from edge of traveled way to barrier face ($W_{off,in,2}$), ft:			
3	Length of barrier ($L_{ib,3}$), mi:			
	Distance from edge of traveled way to barrier face ($W_{off,in,3}$), ft:			
4	Length of barrier ($L_{ib,4}$), mi:			
	Distance from edge of traveled way to barrier face ($W_{off,in,4}$), ft:			
5	Length of barrier ($L_{ib,5}$), mi:			
	Distance from edge of traveled way to barrier face ($W_{off,in,5}$), ft:			
	Median barrier width (W_{ib}), ft:	3	3	

DocuSign Envelope ID: 00F7F873-2213-453E-A7D6-7A719BA1E281

No Build

Nearest distance from edge of traveled way to barrier face (W_{near}), ft:		12	12	
Roadside Data				
Clear zone width (W_{hc}), ft:		30	30	30
Presence of barrier on roadside:		Full	Full	None
1	Length of barrier ($L_{ob,1}$), mi:			
	Distance from edge of traveled way to barrier face ($W_{off,o,1}$), ft:			
2	Length of barrier ($L_{ob,2}$), mi:			
	Distance from edge of traveled way to barrier face ($W_{off,o,2}$), ft:			
3	Length of barrier ($L_{ob,3}$), mi:			
	Distance from edge of traveled way to barrier face ($W_{off,o,3}$), ft:			
4	Length of barrier ($L_{ob,4}$), mi:			
	Distance from edge of traveled way to barrier face ($W_{off,o,4}$), ft:			
5	Length of barrier ($L_{ob,5}$), mi:			
	Distance from edge of traveled way to barrier face ($W_{off,o,5}$), ft:			
Distance from edge of traveled way to barrier face, increasing milepost ($W_{off,inc}$), ft:		12	12	
Distance from edge of traveled way to barrier face, decreasing milepost ($W_{off,dec}$), ft:		12	12	
Ramp Access Data				
Travel in Increasing Milepost Direction				
Entrance Ramp	Ramp entrance in segment? (If yes, indicate type.):	No	No	No
	Distance from begin milepost to upstream entrance ramp gore ($X_{b,ent}$), mi:	0	0	0
	Length of ramp entrance ($L_{en,inc}$), mi:			
	Length of ramp entrance in segment ($L_{en,seg,inc}$), mi:			
	Entrance side?:			
Exit Ramp	Ramp exit in segment? (If yes, indicate type.):	No	No	No
	Distance from end milepost to downstream exit ramp gore ($X_{e,ext}$), mi:	0	0	0
	Length of ramp exit ($L_{ex,inc}$), mi:			
	Length of ramp exit in segment ($L_{ex,seg,inc}$), mi:			
	Exit side?:			
Weave	Type B weave in segment?:	No	No	No
	Length of weaving section ($L_{wev,inc}$), mi:			
	Length of weaving section in segment ($L_{wev,seg,inc}$), mi:			
Travel in Decreasing Milepost Direction				
Entrance Ramp	Ramp entrance in segment? (If yes, indicate type.):	Lane Add	No	No
	Distance from end milepost to upstream entrance ramp gore ($X_{e,ent}$), mi:		0	0
	Length of ramp entrance ($L_{en,dec}$), mi:			
	Length of ramp entrance in segment ($L_{en,seg,dec}$), mi:			
	Entrance side?:			
Exit Ramp	Ramp exit in segment? (If yes, indicate type.):	Lane Drop	No	No
	Distance from begin milepost to downstream exit ramp gore ($X_{b,ext}$), mi:		0	0
	Length of ramp exit ($L_{ex,dec}$), mi:			
	Length of ramp exit in segment ($L_{ex,seg,dec}$), mi:			
	Exit side?:			
Weave	Type B weave in segment?:	Yes	No	No
	Length of weaving section ($L_{wev,dec}$), mi:	0.85		
	Length of weaving section in segment ($L_{wev,seg,dec}$), mi:	0.85		
Traffic Data	**Year**			

DocuSign Envelope ID: 00F7F873-2213-453E-A7D6-7A719BA1E281

No Build

Proportion of AADT during high-volume hours (P_{hv}):		0.09	0.09	0.09
Freeway Segment Data	2030	145200	94800	84600
Average daily traffic ($AADT_{fs}$) by year, veh/d:	2031	148300	96700	86300
(enter data only for those years for which	2032	151400	98500	87900
it is available, leave other years blank)	2033	154500	100400	89600
	2034	157700	102300	91200
	2035	160800	104200	92900
	2036	163900	106000	94500
	2037	167000	107900	96200
	2038	170100	109800	97800
	2039	173200	111600	99500
	2040	176400	113500	101100
	2041	179500	115400	102800
	2042	182600	117200	104400
	2043	185700	119100	106100
	2044	188800	121000	107700
	2045	191900	122900	109400
	2046	195000	124700	111000
	2047	198200	126600	112700
	2048	201300	128500	114300
	2049	204400	130300	116000
	2050	207500	132200	117600
	2051			
	2052			
	2053			
Entrance Ramp Data for Travel in Increasing Milepost Dir.	**Year**			
Average daily traffic ($AADT_{b,ent}$) by year, veh/d:	2030	0	0	0
(enter data only for those years for which	2031	0	0	0
it is available, leave other years blank)	2032	0	0	0
	2033	0	0	0
	2034	0	0	0
	2035	0	0	0
	2036	0	0	0
	2037	0	0	0
	2038	0	0	0
	2039	0	0	0
	2040	0	0	0
	2041	0	0	0
	2042	0	0	0
	2043	0	0	0
	2044	0	0	0
	2045	0	0	0
	2046	0	0	0
	2047	0	0	0
	2048	0	0	0
	2049	0	0	0
	2050	0	0	0
	2051			
	2052			
	2053			
Exit Ramp Data for Travel in Increasing Milepost Direction	**Year**			

DocuSign Envelope ID: 00F7F873-2213-453E-A7D6-7A719BA1E281

No Build

Average daily traffic ($AADT_{e,ext}$) by year, veh/d:	2030	0	0	0
(enter data only for those years for which	2031	0	0	0
it is available, leave other years blank)	2032	0	0	0
	2033	0	0	0
	2034	0	0	0
	2035	0	0	0
	2036	0	0	0
	2037	0	0	0
	2038	0	0	0
	2039	0	0	0
	2040	0	0	0
	2041	0	0	0
	2042	0	0	0
	2043	0	0	0
	2044	0	0	0
	2045	0	0	0
	2046	0	0	0
	2047	0	0	0
	2048	0	0	0
	2049	0	0	0
	2050	0	0	0
	2051			
	2052			
	2053			
Entrance Ramp Data for Travel in Decreasing Milepost Dir.	**Year**			
Average daily traffic ($AADT_{e,ent}$) by year, veh/d:	2030	34200	0	0
(enter data only for those years for which	2031	34600	0	0
it is available, leave other years blank)	2032	35000	0	0
	2033	35400	0	0
	2034	35800	0	0
	2035	36200	0	0
	2036	36600	0	0
	2037	37000	0	0
	2038	37400	0	0
	2039	37800	0	0
	2040	38300	0	0
	2041	38700	0	0
	2042	39100	0	0
	2043	39500	0	0
	2044	39900	0	0
	2045	40300	0	0
	2046	40700	0	0
	2047	41100	0	0
	2048	41500	0	0
	2049	41900	0	0
	2050	42300	0	0
	2051			
	2052			
	2053			
Exit Ramp Data for Travel in Decreasing Milepost Direction	**Year**			
Average daily traffic ($AADT_{b,ext}$) by year, veh/d:	2030	42300	0	0

DocuSign Envelope ID: 00F7F873-2213-453E-A7D6-7A719BA1E281

No Build

(enter data only for those years for which it is available, leave other years blank)

2031	43100	0	0
2032	44000	0	0
2033	44800	0	0
2034	45600	0	0
2035	46400	0	0
2036	47300	0	0
2037	48100	0	0
2038	48900	0	0
2039	49700	0	0
2040	50600	0	0
2041	51400	0	0
2042	52200	0	0
2043	53000	0	0
2044	53900	0	0
2045	54700	0	0
2046	55500	0	0
2047	56300	0	0
2048	57200	0	0
2049	58000	0	0
2050	58800	0	0
2051			
2052			
2053			

Crash Data		**Year**	Segment Crashes -->			
Count of Fatal-and-Injury (FI) Crashes by Year						
	Multiple-vehicle crashes (not ramp related) ($N_{o,fs,n,mv,fi}$)	2030				
		2031				
		2032				
		2033				
		2034				
	Single-vehicle crashes (not ramp related) ($N_{o,fs,n,sv,fi}$)	2030				
		2031				
		2032				
		2033				
		2034				
	Ramp-entrance-related crashes ($N_{o,sc,EN,at,fi}$)	2030				
		2031				
		2032				
		2033				
		2034				
	Ramp-exit-related crashes ($N_{o,sc,EX,at,fi}$)	2030				
		2031				
		2032				
		2033				
		2034				
Count of Property-Damage-Only (PDO) Crashes by Year						
	Multiple-vehicle crashes (not ramp related) ($N_{o,fs,n,mv,pdo}$)	2030				
		2031				
		2032				
		2033				

DocuSign Envelope ID: 00F7F873-2213-453E-A7D6-7A719BA1E281

		2034				
	Single-vehicle crashes (not ramp related) ($N_{o,fs,n,sv,pdo}$)	2030				
		2031				
		2032				
		2033				
		2034				
	Ramp-entrance-related crashes ($N_{o,sc,EN,at,pdo}$)	2030				
		2031				
		2032				
		2033				
		2034				
	Ramp-exit-related crashes ($N_{o,sc,EX,at,pdo}$)	2030				
		2031				
		2032				
		2033				
		2034				

Advisory Messages

DocuSign Envelope ID: 00F7F873-2213-453E-A7D6-7A719BA1E281

No Build

Variable Limits			
Number of through lanes (n):	10	10	10
Length of curve in segment (Lc1,seg), mi:	1.02	1.52	1.14
Length of curve in segment (Lc2,seg), mi:	1.02	1.52	1.14
Length of curve in segment (Lc3,seg), mi:	1.02	1.52	1.14
Length of ramp entrance in segment (Len,seg,inc), mi:	0.3	0.3	0.3
Length of ramp exit in segment (Lex,seg,inc), mi:	0.3	0.3	0.3
Length of weaving section in segment (Lwev,seg,inc), mi:	0.85	0.85	0.85
Length of ramp entrance in segment (Len,seg,dec), mi:	0.3	0.3	0.3
Length of ramp exit in segment (Lex,seg,dec), mi:	0.3	0.3	0.3
Length of weaving section in segment (Lwev,seg,dec), mi:	0.85	0.85	0.85

DocuSign Envelope ID: 00F7F873-2213-453E-A7D6-7A719BA1E281

No Build

Input Worksheet for Ramp Segments				
Clear / Echo Input Values (View results in Column CJ) / Check Input Values (View results in Advisory Messages)		Segment 1 Study Period	Segment 2 Study Period	Segment 3 Study Period
Basic Roadway Data				
Number of through lanes (n):		2		
Ramp segment description:		NB CD Road		
Segment length (L), mi:		1.02		
Average traffic speed on the freeway (V_{frwy}), mi/h:		60		
Segment type (ramp or collector-distributor road):		C-D Road		
Type of control at crossroad ramp terminal:		None		
Alignment Data				
Horizontal Curve Data ← See notes →				
1	Horizontal curve?:	No		
	Curve radius (R_1), ft:			
	Length of curve (L_{c1}), mi:			
	Length of curve in segment ($L_{c1,seg}$), mi:			
	Ramp-mile of beginning of curve in direction of travel (X_1), mi:			
2	Horizontal curve?:			
	Curve radius (R_2), ft:			
	Length of curve (L_{c2}), mi:			
	Length of curve in segment ($L_{c2,seg}$), mi:			
	Ramp-mile of beginning of curve in direction of travel (X_2), mi:			
3	Horizontal curve?:			
	Curve radius (R_3), ft:			
	Length of curve (L_{c3}), mi:			
	Length of curve in segment ($L_{c3,seg}$), mi:			
	Ramp-mile of beginning of curve in direction of travel (X_3), mi:			
4	Horizontal curve?:			
	Curve radius (R_4), ft:			
	Length of curve (L_{c4}), mi:			
	Length of curve in segment ($L_{c4,seg}$), mi:			
	Ramp-mile of beginning of curve in direction of travel (X_4), mi:			
5	Horizontal curve?:			
	Curve radius (R_5), ft:			
	Length of curve (L_{c5}), mi:			
	Length of curve in segment ($L_{c5,seg}$), mi:			
	Ramp-mile of beginning of curve in direction of travel (X_5), mi:			
Cross Section Data				
Lane width (W_l), ft:		12		
Right shoulder width (W_{rs}), ft:		12		
Left shoulder width (W_{ls}), ft:		10		
Presence of lane add or lane drop by taper:		No		

DocuSign Envelope ID: 00F7F873-2213-453E-A7D6-7A719BA1E281

No Build

	Length of taper in segment ($L_{add,seg}$ or $L_{drop,seg}$), mi:			
Roadside Data				
Presence of barrier on right side of roadway:		Yes		
1	Length of barrier ($L_{rb,1}$), mi:	1.02		
	Distance from edge of traveled way to barrier face ($W_{off,r,1}$), ft:	12		
2	Length of barrier ($L_{rb,2}$), mi:			
	Distance from edge of traveled way to barrier face ($W_{off,r,2}$), ft:			
3	Length of barrier ($L_{rb,3}$), mi:			
	Distance from edge of traveled way to barrier face ($W_{off,r,3}$), ft:			
4	Length of barrier ($L_{rb,4}$), mi:			
	Distance from edge of traveled way to barrier face ($W_{off,r,4}$), ft:			
5	Length of barrier ($L_{rb,5}$), mi:			
	Distance from edge of traveled way to barrier face ($W_{off,r,5}$), ft:			
Presence of barrier on left side of roadway:		Yes		
1	Length of barrier ($L_{lb,1}$), mi:	1.02		
	Distance from edge of traveled way to barrier face ($W_{off,l,1}$), ft:	12		
2	Length of barrier ($L_{lb,2}$), mi:			
	Distance from edge of traveled way to barrier face ($W_{off,l,2}$), ft:			
3	Length of barrier ($L_{lb,3}$), mi:			
	Distance from edge of traveled way to barrier face ($W_{off,l,3}$), ft:			
4	Length of barrier ($L_{lb,4}$), mi:			
	Distance from edge of traveled way to barrier face ($W_{off,l,4}$), ft:			
5	Length of barrier ($L_{lb,5}$), mi:			
	Distance from edge of traveled way to barrier face ($W_{off,l,5}$), ft:			
Ramp Access Data	See note			
Ramp Entrance	Ramp entrance in segment? (If yes, indicate type.):	No		
	Length of entrance s-c lane in segment ($L_{en,seg}$), mi:			
Ramp Exit	Ramp exit in segment? (If yes, indicate type.):	No		
	Length of exit s-c lane in segment ($L_{ex,seg}$), mi:			
Weaving Section	Weave section in collector-distributor road segment?:	No		
	Length of weaving section (L_{wev}), mi:			
	Length of weaving section in segment ($L_{wev,seg}$), mi:			

Traffic Data	Year			
Average daily traffic ($AADT_r$ or $AADT_c$) by year, veh/d:	2030	34200		
(enter data only for those years for which it is available, leave other years blank)	2031	34600		
	2032	35000		
	2033	35400		
	2034	35800		
	2035	36200		
	2036	36600		
	2037	37000		
	2038	37400		
	2039	37800		
	2040	38300		
	2041	38700		

DocuSign Envelope ID: 00F7F873-2213-453E-A7D6-7A719BA1E281

No Build

			2042	39100		
			2043	39500		
			2044	39900		
			2045	40300		
			2046	40700		
			2047	41100		
			2048	41500		
			2049	41900		
			2050	42300		
			2051			
			2052			
			2053			
Crash Data		**Year**		Segment Crashes -->		
Count of Fatal-and-Injury (FI) Crashes by Year						
	Multiple-vehicle crashes ($N_{o,w,n,mv,fi}$)	2030				
		2031				
		2032				
		2033				
		2034				
	Single-vehicle crashes ($N_{o,w,n,sv,fi}$)	2030				
		2031				
		2032				
		2033				
		2034				
Count of Property-Damage-Only (PDO) Crashes by Year						
	Multiple-vehicle crashes ($N_{o,w,n,mv,pdo}$)	2030				
		2031				
		2032				
		2033				
		2034				
	Single-vehicle crashes ($N_{o,w,n,sv,pdo}$)	2030				
		2031				
		2032				
		2033				
		2034				

Advisory Messages

DocuSign Envelope ID: 00F7F873-2213-453E-A7D6-7A719BA1E281

No Build

Variable Limits			
Number of through lanes (n):	2	2	2
Length of curve in segment (Lc1,seg), mi:	1.02	0	0
Length of curve in segment (Lc2,seg), mi:	1.02	0	0
Length of curve in segment (Lc3,seg), mi:	1.02	0	0
Length of curve in segment (Lc4,seg), mi:	1.02	0	0
Length of curve in segment (Lc5,seg), mi:	1.02	0	0
Length of taper in segment (Ladd,seg or Ldrop,seg), mi:	0.3	0.3	0.3
Length of entrance s-c lane in segment (Len,seg), mi:	0.19	0.19	0.19
Length of exit s-c lane in segment (Lex,seg), mi:	0.19	0.19	0.19
Length of weaving section in segment (Lwev,seg), mi:	0.3	0.3	0.3

DocuSign Envelope ID: 00F7F873-2213-453E-A7D6-7A719BA1E281

Output Summary

General Information

Project description:	Southbound I-75 from SR 56 to the I-275/I-75 Apex - Build Alternative				
Analyst:	DJS	Date:	9/2/2022	Area type:	Urban
First year of analysis:	2030				
Last year of analysis:	2050				

Crash Data Description

Freeway segments	Segment crash data available?	No	First year of crash data:	
	Project-level crash data available?	No	Last year of crash data:	
Ramp segments	Segment crash data available?	No	First year of crash data:	
	Project-level crash data available?	No	Last year of crash data:	
Ramp terminals	Segment crash data available?	No	First year of crash data:	
	Project-level crash data available?	No	Last year of crash data:	

Estimated Crash Statistics

Crashes for Entire Facility	**Total**	**K**	**A**	**B**	**C**	**PDO**
Estimated number of crashes during Study Period, crashes:	4914.7	22.6	59.2	423.7	913.5	3495.6
Estimated average crash freq. during Study Period, crashes/yr:	234.0	1.1	2.8	20.2	43.5	166.5

Crashes by Facility Component	**Nbr. Sites**	**Total**	**K**	**A**	**B**	**C**	**PDO**
Freeway segments, crashes:	4	4914.7	22.6	59.2	423.7	913.5	3495.6
Ramp segments, crashes:	0	0.0	0.0	0.0	0.0	0.0	0.0
Crossroad ramp terminals, crashes:	0	0.0	0.0	0.0	0.0	0.0	0.0

Crashes for Entire Facility by Year	**Year**	**Total**	**K**	**A**	**B**	**C**	**PDO**
Estimated number of crashes during the Study Period, crashes:	2030	176.0	0.8	2.2	15.9	34.3	122.7
	2031	181.4	0.9	2.3	16.3	35.2	126.7
	2032	186.7	0.9	2.3	16.7	36.1	130.7
	2033	192.2	0.9	2.4	17.1	37.0	134.8
	2034	197.8	0.9	2.5	17.6	37.8	139.0
	2035	203.6	1.0	2.5	18.0	38.8	143.4
	2036	209.2	1.0	2.6	18.4	39.7	147.6
	2037	215.0	1.0	2.6	18.8	40.6	151.9
	2038	220.8	1.0	2.7	19.3	41.5	156.3
	2039	226.7	1.0	2.8	19.7	42.4	160.8
	2040	232.7	1.1	2.8	20.1	43.4	165.3
	2041	238.8	1.1	2.9	20.6	44.3	169.9
	2042	244.8	1.1	2.9	21.0	45.3	174.5
	2043	251.1	1.1	3.0	21.4	46.2	179.3
	2044	257.3	1.2	3.1	21.9	47.2	184.0
	2045	263.9	1.2	3.1	22.4	48.2	189.0
	2046	270.2	1.2	3.2	22.8	49.1	193.8
	2047	276.7	1.2	3.2	23.3	50.1	198.9
	2048	283.3	1.3	3.3	23.7	51.1	203.9
	2049	289.8	1.3	3.4	24.2	52.1	208.9
	2050	296.5	1.3	3.4	24.6	53.1	214.1
	2051						
	2052						
	2053						

Distribution of Crashes for Entire Facility

Crash Type	**Crash Type Category**	**Estimated Number of Crashes During the Study Period**					
		Total	**K**	**A**	**B**	**C**	**PDO**
Multiple vehicle	Head-on crashes:	14.3	0.1	0.4	2.7	5.8	5.3
	Right-angle crashes:	83.5	0.6	1.5	10.4	22.4	48.7
	Rear-end crashes:	2705.9	13.5	35.4	253.0	545.3	1858.7
	Sideswipe crashes:	924.7	3.2	8.5	60.8	131.0	721.2
	Other multiple-vehicle crashes:	99.0	0.6	1.4	10.4	22.3	64.3
	Total multiple-vehicle crashes:	3827.4	18.0	47.1	337.2	726.8	2698.3
Single vehicle	Crashes with animal:	18.4	0.0	0.0	0.3	0.7	17.3
	Crashes with fixed object:	779.2	3.3	8.7	62.3	134.5	570.5
	Crashes with other object:	126.9	0.2	0.6	4.5	9.7	111.8
	Crashes with parked vehicle:	17.1	0.1	0.2	1.3	2.8	12.8
	Other single-vehicle crashes	145.7	1.0	2.5	18.1	39.1	84.9
	Total single-vehicle crashes:	1087.3	4.6	12.1	86.5	186.8	797.3
	Total crashes:	4914.7	22.6	59.2	423.7	913.5	3495.6

DocuSign Envelope ID: 00F7F873-2213-453E-A7D6-7A719BA1E281

Input Worksheet for Freeway Segments

Clear | Echo Input Values (View results in Column AV) | Check Input Values (View results in Advisory Messages)

		Segment 1 Study Period	Segment 2 Study Period	Segment 3 Study Period	Segment 4 Study Period
Basic Roadway Data					
Number of through lanes (n):		10	6	6	6
Freeway segment description:		I-75 N of I-275	CD Road	I-75 S of I-275	I-275 S of I-75
Segment length (L), mi:		1.02	1.02	1.52	1.14
Alignment Data					
Horizontal Curve Data ← See note					
1	Horizontal curve in segment?:	No	No	No	No
	Curve radius (R_1), ft:				
	Length of curve (L_{c1}), mi:				
	Length of curve in segment ($L_{c1,seg}$), mi:				
2	Horizontal curve in segment?:				
	Curve radius (R_2), ft:				
	Length of curve (L_{c2}), mi:				
	Length of curve in segment ($L_{c2,seg}$), mi:				
3	Horizontal curve in segment?:				
	Curve radius (R_3), ft:				
	Length of curve (L_{c3}), mi:				
	Length of curve in segment ($L_{c3,seg}$), mi:				
Cross Section Data					
Lane width (W_l), ft:		12	12	12	12
Outside shoulder width (W_s), ft:		12	12	12	12
Inside shoulder width (W_{is}), ft:		12	12	12	12
Median width (W_m), ft:		64	64	64	90
Rumble strips on outside shoulders?:		No	No	No	No
	Length of rumble strips for travel in increasing milepost direction, mi:				
	Length of rumble strips for travel in decreasing milepost direction, mi:				
Rumble strips on inside shoulders?:		No	No	No	No
	Length of rumble strips for travel in increasing milepost direction, mi:				
	Length of rumble strips for travel in decreasing milepost direction, mi:				
Presence of barrier in median:		Offset	Offset	Offset	None
1	Length of barrier ($L_{ib,1}$), mi:	1.02	1.02	1.52	
	Distance from edge of traveled way to barrier face ($W_{off,in,1}$), ft:	12	12	12	
2	Length of barrier ($L_{ib,2}$), mi:				
	Distance from edge of traveled way to barrier face ($W_{off,in,2}$), ft:				
3	Length of barrier ($L_{ib,3}$), mi:				
	Distance from edge of traveled way to barrier face ($W_{off,in,3}$), ft:				
4	Length of barrier ($L_{ib,4}$), mi:				
	Distance from edge of traveled way to barrier face ($W_{off,in,4}$), ft:				
5	Length of barrier ($L_{ib,5}$), mi:				
	Distance from edge of traveled way to barrier face ($W_{off,in,5}$), ft:				
Median barrier width (W_{ib}), ft:		3	3	3	
Nearest distance from edge of traveled way to barrier face (W_{near}), ft:		12	12	12	
Roadside Data					
Clear zone width (W_{hc}), ft:		30	30	30	30
Presence of barrier on roadside:		Full	Full	Full	None

DocuSign Envelope ID: 00F7F873-2213-453E-A7D6-7A719BA1E281

1	Length of barrier ($L_{ob,1}$), mi:				
	Distance from edge of traveled way to barrier face ($W_{off,o,1}$), ft:				
2	Length of barrier ($L_{ob,2}$), mi:				
	Distance from edge of traveled way to barrier face ($W_{off,o,2}$), ft:				
3	Length of barrier ($L_{ob,3}$), mi:				
	Distance from edge of traveled way to barrier face ($W_{off,o,3}$), ft:				
4	Length of barrier ($L_{ob,4}$), mi:				
	Distance from edge of traveled way to barrier face ($W_{off,o,4}$), ft:				
5	Length of barrier ($L_{ob,5}$), mi:				
	Distance from edge of traveled way to barrier face ($W_{off,o,5}$), ft:				
Distance from edge of traveled way to barrier face, increasing milepost ($W_{off,inc}$), ft:		12	12	12	
Distance from edge of traveled way to barrier face, decreasing milepost ($W_{off,dec}$), ft:		12	12	12	
Ramp Access Data					
Travel in Increasing Milepost Direction					
Entrance Ramp	Ramp entrance in segment? (If yes, indicate type.):	No	No	No	No
	Distance from begin milepost to upstream entrance ramp gore ($X_{b,ent}$), mi:	0	0	0	0
	Length of ramp entrance ($L_{en,inc}$), mi:				
	Length of ramp entrance in segment ($L_{en,seg,inc}$), mi:				
	Entrance side?:				
Exit Ramp	Ramp exit in segment? (If yes, indicate type.):	No	No	No	No
	Distance from end milepost to downstream exit ramp gore ($X_{e,ext}$), mi:	0	0	0	0
	Length of ramp exit ($L_{ex,inc}$), mi:				
	Length of ramp exit in segment ($L_{ex,seg,inc}$), mi:				
	Exit side?:				
Weave	Type B weave in segment?:	No	No	No	No
	Length of weaving section ($L_{wev,inc}$), mi:				
	Length of weaving section in segment ($L_{wev,seg,inc}$), mi:				
Travel in Decreasing Milepost Direction					
Entrance Ramp	Ramp entrance in segment? (If yes, indicate type.):	No	No	S-C Lane	S-C Lane
	Distance from end milepost to upstream entrance ramp gore ($X_{e,ent}$), mi:	0	0		
	Length of ramp entrance ($L_{en,dec}$), mi:			0.3	0.3
	Length of ramp entrance in segment ($L_{en,seg,dec}$), mi:			0.3	0.3
	Entrance side?:			Right	Right
Exit Ramp	Ramp exit in segment? (If yes, indicate type.):	Lane Drop	Lane Drop	No	No
	Distance from begin milepost to downstream exit ramp gore ($X_{b,ext}$), mi:			0	0
	Length of ramp exit ($L_{ex,dec}$), mi:				
	Length of ramp exit in segment ($L_{ex,seg,dec}$), mi:				
	Exit side?:				
Weave	Type B weave in segment?:	No	No	No	No
	Length of weaving section ($L_{wev,dec}$), mi:				
	Length of weaving section in segment ($L_{wev,seg,dec}$), mi:				

Traffic Data	Year				
Proportion of AADT during high-volume hours (P_{hv}):		0.09	0.09	0.09	0.09
Freeway Segment Data	2030	111000	68400	94800	84600
Average daily traffic ($AADT_{fs}$) by year, veh/d:	2031	113700	69200	96700	86300
(enter data only for those years for which it is available, leave other years blank)	2032	116400	70000	98500	87900
	2033	119100	70800	100400	89600
	2034	121800	71600	102300	91200
	2035	124600	72500	104200	92900
	2036	127300	73300	106000	94500
	2037	130000	74100	107900	96200

DocuSign Envelope ID: 00F7F873-2213-453E-A7D6-7A719BA1E281

	2038	132700	74900	109800	97800
	2039	135400	75700	111600	99500
	2040	138100	76500	113500	101100
	2041	140800	77300	115400	102800
	2042	143500	78100	117200	104400
	2043	146200	78900	119100	106100
	2044	148900	79700	121000	107700
	2045	151700	80600	122900	109400
	2046	154400	81400	124700	111000
	2047	157100	82200	126600	112700
	2048	159800	83000	128500	114300
	2049	162500	83800	130300	116000
	2050	165200	84600	132200	117600
	2051				
	2052				
	2053				
Entrance Ramp Data for Travel in Increasing Milepost Dir.	**Year**				
Average daily traffic ($AADT_{b,ent}$) by year, veh/d:	2030	0	0	0	0
(enter data only for those years for which	2031	0	0	0	0
it is available, leave other years blank)	2032	0	0	0	0
	2033	0	0	0	0
	2034	0	0	0	0
	2035	0	0	0	0
	2036	0	0	0	0
	2037	0	0	0	0
	2038	0	0	0	0
	2039	0	0	0	0
	2040	0	0	0	0
	2041	0	0	0	0
	2042	0	0	0	0
	2043	0	0	0	0
	2044	0	0	0	0
	2045	0	0	0	0
	2046	0	0	0	0
	2047	0	0	0	0
	2048	0	0	0	0
	2049	0	0	0	0
	2050	0	0	0	0
	2051				
	2052				
	2053				
Exit Ramp Data for Travel in Increasing Milepost Direction	**Year**				
Average daily traffic ($AADT_{e,ext}$) by year, veh/d:	2030	0	0	0	0
(enter data only for those years for which	2031	0	0	0	0
it is available, leave other years blank)	2032	0	0	0	0
	2033	0	0	0	0
	2034	0	0	0	0
	2035	0	0	0	0
	2036	0	0	0	0
	2037	0	0	0	0
	2038	0	0	0	0
	2039	0	0	0	0
	2040	0	0	0	0
	2041	0	0	0	0
	2042	0	0	0	0
	2043	0	0	0	0

DocuSign Envelope ID: 00F7F873-2213-453E-A7D6-7A719BA1E281

	2044	0	0	0	0
	2045	0	0	0	0
	2046	0	0	0	0
	2047	0	0	0	0
	2048	0	0	0	0
	2049	0	0	0	0
	2050	0	0	0	0
	2051				
	2052				
	2053				
Entrance Ramp Data for Travel in Decreasing Milepost Dir.	**Year**				
Average daily traffic ($AADT_{e,ent}$) by year, veh/d:	2030	0	0	20200	14000
(enter data only for those years for which	2031	0	0	20600	14100
it is available, leave other years blank)	2032	0	0	20900	14100
	2033	0	0	21300	14200
	2034	0	0	21600	14200
	2035	0	0	22000	14300
	2036	0	0	22300	14300
	2037	0	0	22700	14400
	2038	0	0	23000	14400
	2039	0	0	23400	14500
	2040	0	0	23700	14600
	2041	0	0	24100	14600
	2042	0	0	24400	14700
	2043	0	0	24800	14700
	2044	0	0	25100	14800
	2045	0	0	25500	14800
	2046	0	0	25800	14900
	2047	0	0	26200	14900
	2048	0	0	26500	15000
	2049	0	0	26900	15000
	2050	0	0	27200	15100
	2051				
	2052				
	2053				
Exit Ramp Data for Travel in Decreasing Milepost Direction	**Year**				
Average daily traffic ($AADT_{b,ext}$) by year, veh/d:	2030	28300	14000	0	0
(enter data only for those years for which	2031	29100	14100	0	0
it is available, leave other years blank)	2032	29900	14100	0	0
	2033	30700	14200	0	0
	2034	31500	14200	0	0
	2035	32300	14300	0	0
	2036	33100	14300	0	0
	2037	33900	14400	0	0
	2038	34700	14400	0	0
	2039	35500	14500	0	0
	2040	36300	14600	0	0
	2041	37100	14600	0	0
	2042	37900	14700	0	0
	2043	38700	14700	0	0
	2044	39500	14800	0	0
	2045	40300	14800	0	0
	2046	41100	14900	0	0
	2047	41900	14900	0	0
	2048	42700	15000	0	0
	2049	43500	15000	0	0

DocuSign Envelope ID: 00F7F873-2213-453E-A7D6-7A719BA1E281

Build

			2050	43700	15100	0	0
			2051				
			2052				
			2053				
Crash Data		**Year**		Segment Crashes -->			
Count of Fatal-and-Injury (Fi) Crashes by Year							
	Multiple-vehicle crashes (not ramp related) ($N_{o,fs,n,mv,fi}$)	2030					
		2031					
		2032					
		2033					
		2034					
	Single-vehicle crashes (not ramp related) ($N_{o,fs,n,sv,fi}$)	2030					
		2031					
		2032					
		2033					
		2034					
	Ramp-entrance-related crashes ($N_{o,sc,EN,at,fi}$)	2030					
		2031					
		2032					
		2033					
		2034					
	Ramp-exit-related crashes ($N_{o,sc,EX,at,fi}$)	2030					
		2031					
		2032					
		2033					
		2034					
Count of Property-Damage-Only (PDO) Crashes by Year							
	Multiple-vehicle crashes (not ramp related) ($N_{o,fs,n,mv,pdo}$)	2030					
		2031					
		2032					
		2033					
		2034					
	Single-vehicle crashes (not ramp related) ($N_{o,fs,n,sv,pdo}$)	2030					
		2031					
		2032					
		2033					
		2034					
	Ramp-entrance-related crashes ($N_{o,sc,EN,at,pdo}$)	2030					
		2031					
		2032					
		2033					
		2034					
	Ramp-exit-related crashes ($N_{o,sc,EX,at,pdo}$)	2030					
		2031					
		2032					
		2033					
		2034					

Advisory Messages

DocuSign Envelope ID: 00F7F873-2213-453E-A7D6-7A719BA1E281

Variable Limits				
Number of through lanes (n):	10	10	10	10
Length of curve in segment (Lc1,seg), mi:	1.02	1.02	1.52	1.14
Length of curve in segment (Lc2,seg), mi:	1.02	1.02	1.52	1.14
Length of curve in segment (Lc3,seg), mi:	1.02	1.02	1.52	1.14

DocuSign Envelope ID: 00F7F873-2213-453E-A7D6-7A719BA1E281

Build

Length of ramp entrance in segment (Len,seg,inc), mi:	0.3	0.3	0.3	0.3
Length of ramp exit in segment (Lex,seg,inc), mi:	0.3	0.3	0.3	0.3
Length of weaving section in segment (Lwev,seg,inc), mi:	0.85	0.85	0.85	0.85
Length of ramp entrance in segment (Len,seg,dec), mi:	0.3	0.3	0.3	0.3
Length of ramp exit in segment (Lex,seg,dec), mi:	0.3	0.3	0.3	0.3
Length of weaving section in segment (Lwev,seg,dec), mi:	0.85	0.85	0.85	0.85